
Public Pricelist / USD 2024

VALID FROM 06. 01. 2024

Content

4	Content by Typology
6	Innovation as Social Responsibility
7	General Terms & Conditions
8	Keep in Mind
9	Materials & Maintenance
16	Home Fabric Chart
20	Contract Fabric Chart
22	Fabrics & Leathers Specifications
24	Quick Ship Collection

Products:

30	3angle	130	Polygon
31	Absent	132	Rei
33	Absent XS	134	Revolve
35	Avet	135	Rhomb
36	Bavul	138	Rostrum
37	Bik	148	Sabot
38	Buffa	159	Seam
42	Classic	161	Segment
45	Cloud	168	Separe
48	Combine	173	Shtef
52	Convert	177	Simetria
60	Dobra	178	Spectrum
61	Echo	181	Strain / Unstrain
70	Elegance	188	Tinker
73	Fade	190	Toggle
75	Frameless	191	Trifidae
76	Impression	195	Umomoku
80	Jugo	197	Up-lift
83	Klaster		
88	Knif	200	Perspa 1
95	Kontrapunkt	201	Perspa 2
96	Layout		
98	Match L	202	Oily surfaces recovery set
102	Match XL	203	Matte surface care kit
106	Monk		
113	Oblikant	204	V bags
117	Oblique		
124	Omnia	206	Cushions
126	Osmo	207	Fabrics
128	Pil-low	208	Covers
129	Piun	212	Protective outdoor covers

Content by Typology

SOFAS



SOFA BEDS



ARMCHAIRS



POUFS




















EASY CHAIRS





Content by Typology










CHAIRS & BARSTOOLS

 BIK 37	 DOBRA 60	 MONK 107	 MONK 108	 OBLIKANT 113	 OBLIKANT 115	 OBLIKANT 116	 OBLIQUE 119	 PIUN 129
 RHOMB 135	 STRAIN 182	 UNSTRAIN 183	 TRIFIDAE 193		 BIK 37	 MONK 109	 MONK 110	 STRAIN 185












TABLES

 MONK 111	 OBLIQUE 122	 RHOMB 136	 RHOMB CONFERENCE TABLE 137	 STRAIN 186	 TRIFIDAE 194
--	---	---	---	--	--

LOW TABLES

 AVET 35	 FRAMELESS 75	 OBLIQUE 123	 POLYGON 131	 ROSTRUM 143	 SABOT 152	 STRAIN 187
 TINKER 189	 TRIFIDAE 194					

ACCESSORIES, BENCHES, SHELVES, BAGS & MAINTENANCE KITS

 BAVUL 36	 KNIF 88	 MONK 112	 SEPRE 168	 SHTEF 173	 SIMETRIA 177
 PERSPA 1 200	 PERSPA 2 201	 OILED SURFACES RECOVERY KIT 202	 MATTE SURFACES CARE KIT 203	 V BAGS 204	

OUTDOOR

 CONVERT 52	 JUGO 80	 OBLIQUE 118	 OSMO 126	 POLYGON 130	 STRAIN 186	 TRIFIDAE 194
 UMOMOKU 195						

Prostoria / Innovation as Social Responsibility

MAROJE MRDULJAŠ

We tend to perceive furniture as something abstract, created on designers' desks and then produced, branded and placed on the market by companies with different statuses and reputations. In fact, relations inside the contemporary globalized furniture industry are becoming more and more fragmented with less and less opportunity for complete dedication to synergies and collaborations... Prostoria, as a company whose catalogue already comprises some new icons such as the Polygon armchair and the Revolve transformable sofa, stands as an example of a different and more traditional approach based on the evolution from the local givenness and logical clustering of all actors involved in the production process.

Rapid development of Prostoria, a company which has come a long way, from 'starting from zero' to positioning itself as the leader and promoter of new ideas in only a few years time, is a story about the reintroduction of continuity both in Croatia and Central Europe, a region with vital but insufficiently recognized design scene and remarkable tradition and knowledge of the furniture industry. Those elements served as latent potentials that provided grounds for continuation and had to be activated.

Since the beginning, Prostoria has been developing an integrative approach, functioning as a collaboration platform that nourishes and stimulates continuous exchange of knowledge and experience between all the actors participating in the production of furniture. A dynamic workshop ambience has been created offering opportunities mainly to young designers to explore their ideas in excellent conditions and bring them to the highest level of design, functionality and technological artisanship. Many products have been developed over longer periods of time surpassing a number of iterations until reaching their final form, which would be impossible without the adequate support combining the contemporary technology and meticulous craftsmanship and handwork of the highest quality. Predominantly local materials are used, especially solid wood, and most of the production takes place within the company itself.

While the company's catalogue also offers furniture based on already proven models, Prostoria shows strategic and even passionate dedication to research-based design, convinced that authenticity has its place on the market but presents a special challenge in the times when it seems almost impossible to create truly innovative and fresh concepts.

For that reason, Prostoria's social responsibility and specific position have to be observed as a contribution to the evolution of design and readiness to take the risk in order to reach new values for the benefit of users and the culture. Thus, Prostoria stands as a distinct project inside of which designers grow together with the company on the grounds of mutual trust and shared goals.

General terms & Conditions

All of our products are produced in line with our business philosophy of creating quality furniture that will enrich you everyday life. Each of our product's form is an extension of its function, and we consider aesthetics to be a basic human need. We research, design and develop products by combining the latest technology and materials, in order to create a quality product.

Our warranty is valid for 2 years for constructions, upholstery and cushion covers. The warranty is effective from the date of purchase and covers all manufacturing defects and is valid only upon the presentation of the certificate of origin and invoice.

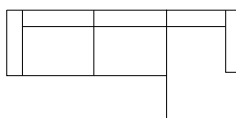
The warranty covers repair or replacement of any unusable or defective parts without compensation for the duration of the warranty period and after the report and acceptance of the complaint by Prostoria.

The warranty excludes damage caused by careless or incorrect assembly of the product, possible damage resulting from an accident such as a falling, shock, natural disaster, fire and in any other case where the defect cannot be attributed to the manufacture of the product. In addition, the warranty does not apply if the product has been disassembled, modified or repaired by anyone other than a person authorised by Prostoria. Damage caused by improper maintenance or misuse shall not be considered a defect in the design of the product.

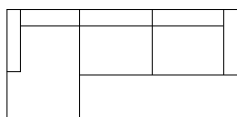
Keep in Mind when making your Choice

When choosing a sofa, first decide about its size and shape.
Keep in mind the frontal viewing when choosing the corner sofa.

EXAMPLE 1 – MATCH XL 103 1SEATER+ARMREST/L + 1SEATER + CHAISE LONGUE/R
(chaise longue on the right side, seen frontally)



EXAMPLE 2 – MATCH XL 103 CHAISE LONGUE/L + 1SEATER + 1SEATER+ARMREST/R
(chaise longue on the left side, seen frontally)



Your order must contain all the necessary product's specifications characteristic for each item: the fabrics/leather colour code, the type and colour of legs and colour of the wood armrest.

EXAMPLE 3 – ELEGANCE 3SEATER 166 HALLINGDAL 65 500, METAL LEGS BLACK

TYPE AND COLOUR OF LEGS HAS TO BE SPECIFIED IN THE ADDITIONAL PRODUCT DESCRIPTION

EXAMPLE 4 – OBLIQUE EASY CHAIR OAK LIGHT / 166 HALLINGDAL 65 500

EXAMPLE 5 – POLYGON EASY CHAIR BLACK / OAK NATURE / 166 HALLINGDAL 65 500

REMARKS:

COF - CUSTOMER OWN FABRIC

- the price indicated in the Price List refers to fabrics without any patterns
- all orders submitted in cof need to be approved by the manufacturer based on the delivered sample, min. size 15 × 20 cm
- in case of the fabrics with patterns it is necessary to submit a min. 1 ml sample, in order to make an estimation of consumption of the fabric and additional work that will determine the price
- Prostoria is not responsible for any claims related to the fabric quality
- the fabric needs to be delivered min. 15 days prior to the dispatch date

COL - CUSTOMER OWN LEATHER

- possibility of using leather selected by the customer is available solely with prior submission of a sample, the sample size is approx. 20 × 30 cm
- leather consumption depends on the leather quality; natural or prefabrication flaws might lead to increase of required quantities
- Prostoria is not responsible for any claims related to the leather quality
- leather needs to be delivered min. 15 days prior to the dispatch date

Materials & Maintenance

To maintain the quality and durability of your product for as long as possible, you should follow these basic and simple guidelines:

- avoid placing the product near a source of heat and exposing it to direct sunlight as this may cause alternations in the tone and affect the hardness of the product.
- when moving the product, be careful not to drag it on the floor as such action may result in damage both to the product and the floor
- perform regular checks of the condition of the sliders as it may result in damage of the product and the floor; you can purchase additional or new sliders (plastic or felt) at the nearest salon or at the dealer where you purchased the product
- for stackable products, check the condition of the safety components; if they fall out, the products may be damaged, and you should contact the nearest salon or the dealer where you've purchased the product
- chairs and easy chairs should be stacked carefully and according to the listed stacking number to avoid any possibility of damage
- for tables and coffee tables, avoid partial covering of the surface as this may cause discoloration of the surface
- for surfaces used for shelving, be careful not to damage the surface with sharp or damp objects
- suitably protect and store products for outdoor use over winter or against adverse conditions; we recommend storing those products in a dry and airy place or using protective covers
- avoid improper use of the product, such as sitting on a backrest or armrest, or swinging or standing on a chair
- avoid placing greasy, wet, hot or cold objects directly on the solid wood surfaces, as they may leave a permanent trace

PRODUCT CONSTRUCTIONS

The inner construction of our furniture is made of panel materials (plywood) and/or metal elements, which provide the basic shape of the product. Seat and backrest supports (wave springs, elastic bands, goodside® slats), together with the foam (HR foam, polyurethane foam), make our furniture comfortable and durable.

Foams are high quality polymer materials with high elasticity and resistancy to permanent deformation. HR foam is produced by cold process based on water and does not contain any harmful chemicals. It has excellent hygienic and antiallergic properties. Polyurethane foam is made of recyclable material. We use cold and polyurethane foams of a wide range of density and hardness to provide a wide selection in obtaining the desired comfort. Moulded polyurethane foam is used in products of specific shape - the construction is soaked in foam which takes the form of a mould into which it is poured. Due to expansion, this process results in the final form ready for upholstery.

Metal parts are made of the highest quality aluminum, carbon steel and stainless steel suitable for outdoor use by the sea.

The fabrics and the leathers in our collection originate from the workshops of the most famous and renown European manufacturers.

We approach the wood as a natural resource with great respect and responsibility. The raw material we use the most is solid wood, especially Slavonian oak. In order to promote sustainable development and environmental protection, we are part of the Slavonian Oak Cluster. We have also introduced the FSC-STD-40-004 V3-0 Certificate to guarantee the sustainable development of forest management. The ISO 14001: 2015 standard sets out requirements for the environmental management system, including the planning, establishment, implementation and monitoring of the environmental management system.

Materials & Maintenance

solid wood & plywood

Natural imperfections of wood, such as variations in colour and texture, knots and tree rings, are not considered faults and undesirable characteristics but rather values of the natural material used. Our wood is treated with oil or lacquer in such a way that the material appears as naturally as possible, emphasising the appearance of an open tree ring. Colour lacquer does not completely fill the pores of wood to highlight the natural quality of the material, and tree rings remain visible. There are no visible tree rings in lacquered plywood. Oil and lacquer on all wooden surfaces always give matte effect, which is Prostoria's visual standard for the processing and protection of the wood. We highly recommend lacquer as a wood finish for our product used in contract projects, public and more frequent spaces.

Outdoor wood, especially teak, has an even more pronounced change in the tone and intensity of visible tree rings over time, which is not considered as a flaw but a natural quality and refinement of the product.

HIGH QUALITY OIL
solid wood



OAK LIGHT



OAK NATURE



OAK DARK



WALNUT
EUROPEAN

OUTDOOR OIL
solid wood



TEAK

LACQUER MATTE
solid wood



OAK LIGHT



OAK NATURE



OAK DARK



ASH



WALNUT
EUROPEAN

LACQUER MATTE
plywood veneer



OAK LIGHT



OAK NATURE



OAK DARK



WALNUT
EUROPEAN

COLOUR VARNISH MATTE
solid wood & plywood veneer



grey white



beige



yellow



red



red brown



light green



blue



sapphire blue



antique green



dark grey



black

Wipe the surface regularly with a clean and dry cloth. If the surface of the product is dirty, you can wipe it using a well-drained cloth soaked in water or a light neutral soap. Remove any soapy residue immediately. If the surface is slightly damaged or appears matt, we recommend our wood surface maintenance kit. Avoid products containing acetone, diluents, ammonia, abrasive detergents or furniture wax. Avoid placing greasy, wet, hot or cold objects directly on the solid wood surfaces, as they may leave a permanent trace.

NOTE

COLOURS SHOWN HERE ARE APPROXIMATE AND INFORMATIONAL. NUANCES VARY ACCORDING TO VARIOUS QUALITIES OF DIFFERENT MATERIALS, DUE TO THEIR DISTINCT TEXTURES AND ABSORPTION CAPACITIES. TO GET AN ACCURATE INFORMATION ON COLOURS IT IS NECESSARY TO CONSULT THE PHYSICAL SAMPLES.

Materials & Maintenance

table tops

Fenix NTM is a table top finish in the form of a thin laminate that is pressed to the bottom and top of the mdf. The sides of the mdf are lacquered. Fenix is a durable material that does not show fingerprints. It can be cleaned using a damp soft cloth soaked in warm water or a solution of water and mild detergent. We recommend the use of the Fenix maintenance kit (contact your nearest salon or the dealer where you purchased the product). Damages such as scratches that are not cut in can be treated thermally using an iron and a damp cloth.

MDF + FENIX NTM



0720
black



0724
dark grey



0725
light grey



0718
beige



0032
white

TRESPA HPL

Trespa Meteon outdoor table tops have a compressed surface, virtually pore-free, making them impervious to contamination. This is why Trespa Meteon® is highly resistant to most chemicals, including many non-aggressive and aggressive cleaning agents.

Do not use abrasive or polishing cleaners. Use only clean sponges and soft cloths. Algae and mould will not penetrate the pores of the material so they are easy to clean just like dust, stains or fingerprints. You can wash them off using a universal household cleaner. Rinse and wipe the board using a soft cloth to avoid any traces remaining after washing.



L 90.0.0
black



L 21.5.1
grey



L 05.0.0
white

GLASS

Glass surfaces can be cleaned with a well-drained soft cloth soaked in a mixture of alcohol and water or glass cleaner. Wipe the surface with a dry, lint-free cloth. Avoid products containing acetone, ammonia, chlorine, and solvents, abrasives, and furniture wax.



PARSOL GREY



PARSOL BRONZE

Materials & Maintenance

table tops

Compact boards are high-pressure thermoset laminates (HPL) obtained by pressing under high pressure and high temperature. Refined with decor on both sides, this multi-layer material is at the same time extremely resistant and long-lasting as well as easy to maintain. It also provides high resistance to scratches, wear, solvents, chemicals, moisture and heat. The surface of Compact boards is extremely resistant to dirt, but if necessary it can be treated with standard non-abrasive cleaners.

COMPACT BOARDS



**COMPACT
BLACK**



**COMPACT
WHITE**

Materials & Maintenance

metal

All powder coated metal products and elements have a matte finish, which is Prostoria's visual standard used in the processing and protection of metallic materials. Hand-welded metal parts may have minor imperfections that do not affect the quality or function of the product, but are a reflection of the manual work of our craftsmen. Metal products intended for outdoor use have a double finish - a primer for better mechanical resistance and a coloured coating for protection against corrosion.

To clean powder coated metal products use a damp soft cloth soaked in a solution of water and a pH neutral detergent, and wipe using a clean, dry and soft cloth.



white



grey white



light grey



grey



dark grey



beige



black



antique green



yellow



green yellow



red



ruby red



orange



red ochre



red brown



light green



nickel green



pastel blue



blue



sapphire blue



polished aluminum

NOTE

COLOURS SHOWN HERE ARE APPROXIMATE AND INFORMATIONAL. NUANCES VARY ACCORDING TO VARIOUS QUALITIES OF DIFFERENT MATERIALS, DUE TO THEIR DISTINCT TEXTURES AND ABSORPTION CAPACITIES. TO GET AN ACCURATE INFORMATION ON COLOURS IT IS NECESSARY TO CONSULT THE PHYSICAL SAMPLES.

Materials & Maintenance

upholstery & cushions

Suede and other types of leather may have scars and wrinkles, or minor changes in tone or imperfections that are not considered faults but an anomaly that confirms the natural quality of the material. As such, they are considered a positive feature of the product. It is the responsibility of Prostoria to position such anomalies on less visible parts of the product when tailoring the material.

Some types of fabrics have certain properties due to finishing, such as tufting, dots or other effects on fabrics, etching of velvet, or production methods that are not considered as flaws. For fabrics, suede and other types of leather, each production lot may indicate a slight difference in colour in comparison with the pattern or a product manufactured at an earlier time. To properly maintain the leather and fabrics, visit the manufacturer's website or media.prostoria.eu and follow the instructions.

Products made with leather or fabric should not be exposed to direct light and positioned at least 1 meter away from the source of the heat, as those factors may contribute to discoloration or drying of the leather, which can cause cracks.

Upholstered sofas should be vacuumed regularly using a suitable extension and ventilated to prevent deterioration and impurities. Due to use, the fabric will eventually need to be straightened and seams adjusted manually. The folds can be straightened using steam. In case of spillage, remove the liquid immediately by tapping with absorbent paper or cloth. Do not rub the stain!

The velour covers should also be regularly vacuumed or wiped with a cloth, always following the direction of the thread. Aniline leather has no or very light surface protection and, by its nature, gains patina and traces of use over time. Semi-aniline leather has a lightweight surface protection so these furniture sets can be vacuumed and stains cleaned using a damp cloth soaked in the water, a light neutral soap, or a specialized leather care agent. Remove soap marks immediately using a dry, soft, cotton cloth. Be careful not to let too much water soak into the pores. Always remove stains moving from the edge towards the centre of the stain, so as not to expand the affected area. Avoid concentrated detergents or agents containing bleach, ammonia, or products used for cleaning and protecting of clothing and shoes.

The Outdoor textiles are water-repellent and fast drying. They are resistant to negative environmental impacts and damage caused by sun, seawater and chlorine. To find out more about the properties and methods of care and maintenance of the Outdoor textile, visit the website linked below.

Cushions can be filled with 100% feathers and down mixture, or with 100% polyester fibre filling. In order for the cushions to look good and provide comfort for as long as possible, they need to be regularly aerated and their filling shaken, which will allow them to return to their original shape. We recommend rotating the cushions (top-bottom and front-back sides) so that they are equally used on all sides. Cushions filled with feathers have a 100% goose feathers and down filling, without chemical treatment. They should be shaken and tapped regularly to redistribute the filling and reduce the effect of flattening.

For Warranty and Maintenance details, visit:
media.prostoria.eu

Home Fabric Chart:

NOTE - PLUS + HIGHLY RECOMMENDED | DOT • AVAILABLE | X NOT AVAILABLE

	CONTOUR 200	CUWA 200	GAPE BIC 200	ATLAS 300	BOHEMIAN 300	CREPE 300	DUFY 300	GORDON 300	HAKU 300	MSTIC 300	ORSETTO 300	TUNDRA 300	ARCO 400
ZANGLE	•	•	+	•	•	•	•	•	•	•	•	•	+
ABSENT	•	•	•	•	•	•	•	•	×	×	+	•	+
BAVUL	•	•	•	+	+	+	+	+	•	+	+	•	+
BIK CUSHION	+	+	+	+	+	+	+	+	+	+	+	+	+
BUFFA	•	×	×	×	+	+	+	+	×	•	+	•	•
CLASSIC	•	•	•	•	+	+	+	+	+	•	+	•	+
CLOUD	×	×	•	×	•	•	•	+	•	•	•	•	•
COMBINE	•	×	•	•	+	+	•	+	•	•	+	•	+
CONVERT	•	•	•	+	•	•	•	•	•	•	•	•	+
DOBRA	•	•	•	+	•	•	•	•	•	•	•	•	•
ECHO	•	×	•	×	•	•	•	+	×	•	+	•	+
ELEGANCE	•	•	+	•	•	•	•	+	•	•	•	•	+
ELEGANCE LUX	•	×	+	×	•	•	•	+	•	•	+	•	+
FADE	•	•	•	•	•	•	•	•	•	•	•	•	+
IMPRESSION	•	•	+	•	+	+	•	+	×	•	+	•	+
JUGO	×	×	×	×	×	×	×	×	×	×	×	×	×
KLASTER	•	•	•	•	•	•	•	•	•	•	+	•	+
KONTRAPUNKT	•	•	•	•	•	•	•	+	•	•	+	•	+
LAYOUT	•	•	•	•	•	•	•	+	•	•	+	•	•
MATCH	•	•	•	•	•	•	+	+	•	•	+	+	+
MONK EASY CHAIRS, CHAIRS, BARSTOOLS WITH BACKREST	•	•	•	•	•	•	•	+	•	•	+	•	+
MONK BARSTOOLS	•	•	•	+	•	•	•	+	+	•	+	•	+
MONK BENCH CUSHION	•	•	•	•	•	•	•	+	•	•	+	•	+
OBLIKANT COVER	•	•	•	+	•	•	•	+	+	•	+	•	+
OBLIQUE	•	•	•	+	•	•	•	•	•	•	•	•	+
OMNIA OUTER SHELL	×	•	+	•	•	•	•	×	•	•	•	×	+
OMNIA SEAT, BACKREST AND ARMRESTS	×	×	•	×	+	+	+	+	×	•	+	•	+
OSMO CUSHION	×	×	×	×	×	×	×	×	×	×	×	×	×
PIUN	•	•	•	+	•	•	•	•	•	•	+	•	+
PIL-LOW	•	•	•	•	×	×	×	×	•	•	×	×	+
POLYGON	•	•	•	+	•	•	•	•	•	•	•	•	+
REI	+	•	•	•	+	+	+	+	•	+	+	+	+
REVOLVE	•	•	•	•	•	•	•	•	×	•	•	×	+
RHOMB CUSHION	•	•	•	+	•	•	•	•	•	•	•	•	+
ROSTRUM *	•	•	•	•	•	•	•	•	•	•	•	•	+
SABOT	•	•	•	•	+	+	•	+	•	•	•	•	+
SEAM	•	•	•	•	+	+	•	•	•	•	•	•	+
SEGMENT	•	•	•	•	•	•	•	•	•	•	•	•	+
SEPRE / * ROSTRUM DIVIDERS	×	×	×	×	×	×	×	×	×	×	•	×	+
SPECTRUM	•	•	+	•	+	+	•	+	×	•	+	•	+
STRAIN EASY CHAIR	•	•	•	+	•	•	•	+	•	•	+	•	+
STRAIN LOW CHAIR	•	•	•	+	•	•	•	•	•	•	•	•	+
STRAIN & UNSTRAIN CHAIRS	•	•	•	+	•	•	•	•	•	+	•	•	+
UMOMOKU	×	•	+	•	+	+	+	•	×	•	•	×	+
UP-LIFT	•	•	•	•	•	•	•	•	•	•	•	×	•
TINKER	•	×	•	•	+	+	+	+	×	•	+	•	+
TOGGLE	•	•	+	•	•	•	•	+	•	•	+	•	+
TRIFIDAE	•	•	•	•	•	•	•	•	•	•	•	•	+
TRIFIDAE CHAIR & EASY CHAIR	•	•	•	•	•	•	•	•	•	×	•	•	+
CUSHIONS	•	•	+	•	+	+	+	+	•	+	+	•	+

Home Fabric Chart:

NOTE - PLUS + HIGHLY RECOMMENDED | DOT • AVAILABLE | X NOT AVAILABLE

	CREDO 400	DIVINA 3 400	DIVINA MD 400	DIVINA MELANGE 400	NOVUM 400	PLANUM 400	HALLINGDAL 65 500	MIZMAZE 500	MOSS 500	STEELCUT TRIO 3 500	UNIFORM MELANGE 600	CODA 2 700	SISU 700
3ANGLE	+	+	+	+	•	•	+	•	•	+	•	+	•
ABSENT	+	•	•	•	+	+	+	+	•	•	+	•	•
BAVUL	+	+	+	+	•	+	+	+	•	•	•	•	•
BIK CUSHION	+	•	•	•	•	•	+	•	+	•	•	•	•
BUFFA	+	+	+	+	+	+	+	+	+	•	+	+	•
CLASSIC	+	•	•	•	•	•	+	•	+	•	•	•	•
CLOUD	+	X	X	X	X	X	+	X	+	X	X	+	+
COMBINE	+	•	•	•	•	X	+	•	+	•	•	+	+
CONVERT	•	+	+	+	+	•	+	•	•	+	•	•	•
DOBRA	+	+	+	+	•	•	+	•	•	•	•	+	•
ECHO	+	•	•	•	•	X	+	•	+	•	•	+	•
ELEGANCE	+	•	•	•	•	•	+	•	+	•	•	+	•
ELEGANCE LUX	+	•	•	•	•	X	+	•	+	•	•	+	•
FADE	+	+	+	+	•	•	+	•	+	•	•	•	•
IMPRESSION	+	•	•	•	•	•	+	•	+	•	•	+	+
JUGO	X	X	X	X	X	X	X	X	X	X	X	X	X
KLASTER	•	+	+	+	•	•	+	+	+	•	+	+	•
KONTRAPUNKT	+	•	•	•	•	•	+	•	+	+	•	•	•
LAYOUT	+	•	•	•	•	•	+	•	+	•	•	•	•
MATCH	+	•	•	•	+	•	+	•	+	•	•	+	+
MONK EASY CHAIRS, CHAIRS, BARSTOOLS WITH BACKREST	+	+	+	+	•	•	+	+	+	+	+	•	•
MONK BARSTOOLS	+	+	+	+	•	•	+	+	+	+	+	•	•
MONK BENCH CUSHION	+	+	+	+	•	•	+	•	+	+	•	•	•
OBLIKANT COVER	+	+	+	+	•	•	+	•	+	+	•	•	•
OBLIQUE	+	+	+	+	•	•	+	•	•	+	•	•	•
OMNIA OUTER SHELL	•	+	+	+	+	X	+	X	X	+	X	X	X
OMNIA SEAT, BACKREST AND ARMRESTS	•	•	•	•	•	X	+	X	+	X	X	•	•
OSMO CUSHION	X	X	X	X	X	X	X	X	X	X	X	X	X
PIUN	•	+	+	+	•	•	+	•	+	+	•	•	•
PIL-LOW	•	+	+	+	+	•	+	•	X	•	•	•	•
POLYGON	+	+	+	+	+	•	+	+	•	+	•	•	•
REI	+	+	+	+	+	•	+	+	+	+	+	+	+
REVOLVE	•	+	+	+	•	•	+	•	•	•	•	X	X
RHOMB CUSHION	•	+	+	+	•	•	+	•	•	+	•	+	•
ROSTRUM *	+	+	+	+	•	•	+	•	•	+	•	•	•
SABOT	+	+	+	+	•	•	+	•	+	•	•	+	•
SEAM	+	+	+	+	•	•	+	•	+	+	•	•	•
SEGMENT	+	+	+	+	•	•	+	•	•	+	•	•	•
SEPRE / * ROSTRUM DIVIDERS	+	+	+	+	X	X	+	•	X	+	+	•	+
SPECTRUM	+	•	•	•	•	•	+	•	+	•	•	+	+
STRAIN EASY CHAIR	+	+	+	+	•	•	+	•	+	•	•	+	•
STRAIN LOW CHAIR	+	+	+	+	•	•	+	•	•	+	•	•	•
STRAIN & UNSTRAIN CHAIRS	+	+	+	+	+	•	+	•	•	+	•	•	•
UMOMOKU	+	•	•	•	+	X	+	•	+	+	•	+	+
UP-LIFT	+	+	+	+	•	•	+	•	•	•	•	•	•
TINKER	+	•	•	•	•	•	+	•	+	•	•	+	+
TOGGLE	+	+	+	+	•	•	+	•	+	+	•	•	•
TRIFIDAE	+	+	+	+	+	•	+	•	•	•	+	•	•
TRIFIDAE CHAIR & EASY CHAIR	+	+	+	+	+	•	+	•	•	•	+	•	•
CUSHIONS	+	+	+	+	+	•	+	+	+	•	•	+	+

Home Fabric Chart:

NOTE - PLUS + HIGHLY RECOMMENDED | DOT • AVAILABLE | ✗ NOT AVAILABLE

	CERMO	DIVINA	ELMO-SADDLE	TUNDRA	ACERO OUTDOOR	APACHE OUTDOOR	ERFOUD OUTDOOR	PATIO OUTDOOR	TAN TAN OUTDOOR	ZAGORA OUTDOOR	ROCCOCO OUTDOOR	LIBERA OUTDOOR
	80	80	80	80	300	300	300	300	400	400	600	700
ANGLE	•	•	✗	✗	•	•	•	✗	•	•	•	•
ABSENT	✗	✗	✗	✗	✗	✗	✗	✗	✗	✗	•	•
BAVUL	✗	✗	✗	✗	•	•	•	✗	✗	•	•	•
BIK CUSHION	•	•	✗	•	•	•	•	✗	•	•	•	•
BUFFA	✗	✗	✗	✗	✗	✗	•	✗	✗	✗	+	+
CLASSIC	•	•	✗	•	✗	✗	✗	✗	✗	✗	•	•
CLOUD	+	+	•	+	✗	✗	✗	✗	✗	✗	+	+
COMBINE	•	•	✗	•	✗	✗	✗	✗	✗	✗	+	+
CONVERT	•	+	✗	•	+	+	+	+	+	+	•	•
DOBRA	+	+	✗	+	✗	✗	✗	✗	✗	✗	+	+
ECHO	•	+	✗	•	✗	✗	✗	✗	✗	✗	•	•
ELEGANCE	+	+	✗	+	✗	✗	✗	✗	✗	✗	•	•
ELEGANCE LUX	+	+	✗	+	✗	✗	✗	✗	✗	✗	•	•
FADE	✗	✗	✗	✗	✗	✗	✗	✗	✗	✗	•	•
IMPRESSION	✗	✗	✗	✗	•	•	•	✗	✗	•	+	+
JUGO	✗	✗	✗	✗	+	+	+	+	+	+	+	+
KLASTER	✗	✗	✗	✗	✗	✗	✗	✗	✗	✗	+	+
KONTRAPUNKT	+	+	✗	•	✗	✗	✗	✗	✗	✗	+	+
LAYOUT	✗	✗	✗	✗	✗	✗	✗	✗	✗	✗	+	+
MATCH	•	•	✗	•	✗	✗	✗	✗	✗	✗	+	+
MONK EASY CHAIRS, CHAIRS, BARSTOOLS WITH BACKREST	✗	✗	✗	✗	✗	✗	✗	✗	✗	✗	+	+
MONK BARSTOOLS	•	•	✗	•	✗	✗	✗	✗	✗	✗	+	+
MONK BENCH CUSHION	•	•	✗	•	•	•	•	✗	•	•	+	+
OBLIKANT COVER	✗	✗	✗	✗	•	•	•	✗	•	•	+	+
OBLIQUE	✗	✗	✗	✗	+	+	+	✗	+	+	+	+
OMNIA OUTER SHELL	•	+	✗	✗	•	•	•	•	✗	•	✗	✗
OMNIA SEAT, BACKREST AND ARMRESTS	✗	✗	✗	✗	•	•	✗	✗	✗	•	•	•
OSMO CUSHION	✗	✗	✗	✗	+	+	+	+	+	+	+	+
PIUN	+	+	•	+	✗	✗	✗	✗	✗	✗	+	+
PIL-LOW	✗	✗	✗	✗	✗	✗	✗	✗	✗	✗	✗	✗
POLYGON	•	+	•	✗	+	+	+	✗	•	+	•	•
REI	+	+	✗	+	•	•	•	✗	•	•	+	+
REVOLVE	✗	✗	✗	✗	✗	✗	✗	✗	✗	✗	✗	✗
RHOMB CUSHION	+	+	•	+	+	+	+	+	+	+	+	+
ROSTRUM *	✗	✗	✗	✗	✗	✗	✗	✗	✗	✗	•	•
SABOT	✗	✗	✗	✗	✗	✗	✗	✗	✗	✗	+	+
SEAM	•	•	✗	•	✗	✗	✗	✗	✗	✗	•	•
SEGMENT	•	•	✗	•	✗	✗	✗	✗	✗	✗	•	•
SEPRE / * ROSTRUM DIVIDERS	✗	✗	✗	✗	✗	✗	✗	✗	✗	✗	✗	✗
SPECTRUM	✗	•	✗	✗	✗	✗	✗	✗	✗	✗	+	+
STRAIN EASY CHAIR	•	•	•	•	✗	✗	✗	✗	✗	✗	•	•
STRAIN LOW CHAIR	✗	✗	✗	✗	✗	✗	✗	✗	✗	✗	•	•
STRAIN & UNSTRAIN CHAIRS	✗	✗	✗	✗	✗	✗	✗	✗	✗	✗	•	•
UMOMOKU	•	•	✗	•	+	+	+	+	+	+	+	+
UP-LIFT	✗	✗	✗	✗	•	•	•	✗	✗	•	•	•
TINKER	•	•	✗	•	✗	✗	✗	✗	✗	✗	•	•
TOGGLE	•	•	•	•	•	•	•	✗	✗	•	•	•
TRIFIDAE	•	•	✗	•	✗	✗	✗	✗	✗	✗	•	•
TRIFIDAE CHAIR & EASY CHAIR	✗	✗	✗	✗	✗	✗	✗	✗	✗	✗	•	•
CUSHIONS	+	+	✗	•	•	•	•	•	•	•	•	•

Contract Fabric Chart:

NOTE - PLUS + HIGHLY RECOMMENDED | DOT • AVAILABLE | X NOT AVAILABLE

	CHILI	CO CHECK	STEP	STEP MELANGE	CLARA 2	REMIX 3	CREDO	DIVINA 3	DIVINA MD	DIVINA MELANGE 3
	200	200	200	200	300	300	400	400	400	400
3ANGLE	•	•	•	•	•	•	+	+	+	+
ABSENT	•	•	•	•	×	×	+	•	•	•
BAVUL	•	•	•	•	+	+	+	+	+	+
BIK CUSHION	+	+	+	+	•	•	+	•	•	•
BUFFA	×	×	•	•	×	×	+	+	+	+
CLASSIC	•	•	•	•	•	•	+	•	•	•
CLOUD	×	×	×	×	×	×	+	×	×	×
COMBINE	×	×	×	×	•	•	+	•	•	•
CONVERT	•	•	•	•	•	•	•	+	+	+
DOBRA	•	•	•	•	•	•	+	+	+	+
ECHO	×	×	×	×	×	×	+	•	•	•
ELEGANCE	•	•	•	•	•	•	+	+	+	+
ELEGANCE LUX	×	×	×	×	•	•	+	•	•	•
FADE	•	•	•	•	•	•	+	+	+	+
IMPRESSION	•	•	•	•	•	•	+	•	•	•
JUGO	×	×	×	×	×	×	×	×	×	×
KLASTER	•	×	•	•	•	×	•	+	+	+
KONTRAPUNKT	•	×	•	•	×	•	+	•	•	•
LAYOUT	•	×	•	•	×	×	+	•	•	•
MATCH	•	×	•	•	•	•	+	•	•	•
MONK EASY CHAIRS, CHAIRS, BARSTOOLS WITH BACKREST	×	×	•	•	•	•	+	+	+	+
MONK BARSTOOLS	×	×	•	•	•	•	+	+	+	+
MONK BENCH CUSHION	•	•	•	•	•	•	+	+	+	+
OBLIKANT COVER	•	•	•	•	•	•	+	+	+	+
OBLIQUE	•	•	•	•	•	•	+	+	+	+
OMNIA OUTER SHELL	×	×	•	×	×	•	•	+	+	+
OMNIA SEAT, BACKREST AND ARMRESTS	×	×	×	×	×	•	+	•	•	•
OSMO CUSHION	×	×	×	×	×	×	×	×	×	×
PIUN	•	•	•	•	•	•	•	+	+	+
PIL-LOW	•	•	•	•	•	•	•	+	+	+
POLYGON	•	•	•	•	•	•	+	+	+	+
REI	•	•	•	•	•	•	+	+	+	+
REVOLVE	•	•	•	•	•	•	•	+	+	+
RHOMB CUSHION	•	•	•	•	•	•	•	+	+	+
ROSTRUM ®	•	×	•	•	•	•	+	+	+	+
SABOT	•	•	•	•	•	•	+	+	+	+
SEAM	•	•	•	•	•	•	+	+	+	+
SEGMENT	•	•	•	•	•	•	+	+	+	+
SEPRE / ® ROSTRUM DIVIDERS	×	×	×	×	×	×	+	+	+	+
SPECTRUM	•	•	•	•	•	•	+	•	•	•
STRAIN EASY CHAIR	•	•	•	•	•	•	+	+	+	+
STRAIN LOW CHAIR	•	•	•	•	•	•	+	+	+	+
STRAIN & UNSTRAIN CHAIRS	•	•	•	•	•	•	+	+	+	+
UMOMOKU	•	•	•	•	•	•	+	•	•	•
UP-LIFT	•	×	•	•	×	•	+	+	+	+
TINKER	•	•	•	•	•	•	+	•	•	•
TOGGLE	•	•	•	•	•	•	+	+	+	+
TOGGLE	•	•	•	•	•	•	+	+	+	+
TRIFIDAE	•	×	•	•	•	•	+	+	+	+
TRIFIDAE CHAIR & EASY CHAIR	•	×	•	•	•	•	+	+	+	+
CUSHIONS	•	•	•	•	•	•	+	+	+	+

Contract Fabric Chart:

NOTE - PLUS + HIGHLY RECOMMENDED | DOT • AVAILABLE | X NOT AVAILABLE

	NOUUM 400	OPERA 400	SMOY 400	BASEL 500	CANVAS 2 500	ROND 2 500	HALLINGDAL 05 500	STRELCUT TRIO 3 500	ELMOSFT LEATHER 60	SELECT LEATHER 60
3ANGLE	•	•	•	•	•	•	+	+	•	•
ABSENT	+	•	•	X	X	X	+	•	X	X
BAVUL	•	+	•	+	+	+	+	•	X	X
BIK CUSHION	•	•	•	•	•	•	+	•	•	•
BUFFA	X	•	•	X	X	•	+	+	X	X
CLASSIC	•	+	•	•	•	•	+	•	•	•
CLOUD	X	X	•	•	•	•	+	X	+	+
COMBINE	•	+	•	•	•	•	+	•	•	•
CONVERT	+	•	•	•	•	•	+	+	•	•
DOBRA	•	+	•	•	•	•	+	•	•	•
ECHO	•	•	•	X	X	•	+	•	•	•
ELEGANCE	•	+	•	•	•	•	+	•	+	+
ELEGANCE LUX	•	+	•	•	•	•	+	•	+	+
FADE	•	•	•	•	•	•	+	•	X	X
IMPRESSION	•	+	•	•	•	•	+	•	X	X
JUGO	X	X	X	X	X	X	X	X	X	X
KLASTER	•	X	•	•	X	•	+	•	X	X
KONTRAPUNKT	•	+	•	•	•	•	+	+	•	•
LAYOUT	•	•	•	X	X	X	+	•	X	X
MATCH	+	+	•	•	•	•	+	•	•	•
MONK EASY CHAIRS, CHAIRS, BARSTOOLS WITH BACKREST	•	X	•	•	•	•	+	+	X	X
MONK BARSTOOLS	•	X	•	•	•	•	+	+	•	•
MONK BENCH CUSHION	•	X	•	•	•	•	+	+	•	•
OBLIKANT COVER	•	•	•	•	•	•	+	+	X	X
OBLIQUE	•	•	•	•	•	•	+	+	X	X
OMNIA OUTER SHELL	+	X	X	X	X	X	+	•	•	•
OMNIA SEAT, BACKREST AND ARMRESTS	•	•	X	X	X	X	+	X	X	X
OSMO CUSHION	X	X	X	X	X	X	X	X	X	X
PIUN	•	+	•	•	•	•	+	+	+	•
PIL-LOW	+	X	X	X	•	X	+	•	X	X
POLYGON	+	•	•	•	•	•	+	+	+	+
REI	+	+	+	•	•	•	+	+	+	+
REVOLVE	•	X	X	X	•	•	+	•	X	X
RHOMB CUSHION	•	•	•	•	•	•	+	+	+	+
ROSTRUM *	•	•	•	•	•	•	+	+	X	X
SABOT	•	•	•	•	•	•	+	•	X	X
SEAM	•	•	•	•	•	•	+	+	•	•
SEGMENT	•	•	•	•	•	•	+	+	•	•
SEPRE / * ROSTRUM DIVIDERS	X	X	X	X	X	X	+	+	X	X
SPECTRUM	•	•	•	•	•	•	+	•	•	•
STRAIN EASY CHAIR	•	•	•	•	•	•	+	•	•	•
STRAIN LOW CHAIR	•	•	•	•	•	•	+	+	•	•
STRAIN & UNSTRAIN CHAIRS	+	•	•	•	•	•	+	+	•	•
UMOMOKU	+	+	•	•	•	•	+	+	•	•
UP-LIFT	•	X	•	X	•	•	+	•	X	X
TINKER	•	+	•	•	•	•	+	•	•	•
TOGGLE	•	+	•	•	•	•	+	+	•	•
TRIFIDAE	+	•	•	•	X	•	+	•	•	•
TRIFIDAE CHAIR & EASY CHAIR	+	•	•	•	X	•	+	•	X	X
CUSHIONS	+	+	•	•	•	•	+	•	+	+

Fabrics & Leathers Specifications

fabric	collection	specification	pilling	martindale cycles	light fastness	maintenance
200 CONTOUR	FABRIC	100% polyester	4-5	85.000	5-7	
200 CURA	FABRIC	98% post-consumer recycled polyester, 2% polyester	4-5	100.000	5-8	
200 GARC BIC	FABRIC	100% cotton	-	30.000	4-5	
300 ATLAS	FABRIC	90% new wool worsted, 10% nylon	4-5	100.000	6-7	
300 BOEMIAN	FABRIC	5% cotton, 13% linen, 25% viscose, 15% wool, 25% polyester, 15% polycarbonate, 2% polyamide	-	45.000	4-5	
300 CREPE	FABRIC	50% cotton, 33% viscose, 17% linen	3-4	35.000	4-5	
300 DUFFY <small>QUICK CLEAN</small>	FABRIC	81% polyester, 19% cotton	4	100.000	6	
300 GORDON	FABRIC	31% viscose, 28% cotton, 20% wool, 10% polyamide, 6% polyester, 5% other	3-4	30.000	5	
300 HAKU	FABRIC	100% polyurethane/silicone (surface)	5	100.000	7	
300 MYSTIC <small>AQUA CLEAN</small>	FABRIC	100% polyester	5	150.000	4-5	
300 ORSETTO	FABRIC	34% viscose, 33% acrylic, 17% wool, 8% polyester, 4% flax, 4% cotton	5	80.000	4-5	
300 TUNDRA	FABRIC	42% viscose, 36% cotton, 16% acrylic, 6% polyester	3-4	30.000	5	
400 ARCO	FABRIC	95% virgin wool, 5% polyamide	4-5	70.000	5	
400 CREDO	FABRIC	95% virgin wool, 5% polyamide	4-5	100.000	5	
400 DIVINA 3	FABRIC	100% new wool	3	45.000	5-6	
400 DIVINA MD	FABRIC	100% new wool	3	45.000	5-6	
400 DIVINA MELANGE	FABRIC	100% new wool	3	45.000	6-7	
400 NOVUM	FABRIC	96% virgin wool, 4% polyamide	4-5	90.000	5-8	
400 PLANUM	FABRIC	44% new wool, 42% polyester, 14% nylon	4	100.000	5-6	
500 HALLINGDAL 65	FABRIC	70% new wool, 30% viscose	3-4	100.000	7	
500 MIZMAZE	FABRIC	60% polyester, 30% wool, 10% nylon	4	100.000	6	
500 MOSS	FABRIC	52% cotton, 22% viscose, 14% polyacrylic, 6% linen, 3% polyester 3% nylon	4-5	50.000	5-7	
500 STEELCUT TRIO 3	FABRIC	90% new wool worsted, 10% nylon	4	100.000	6-7	
600 UNIFORM MELANGE	FABRIC	68% wool, 22% polyamide, 10% polyester	4	100.000	6	
700 CODA 2	FABRIC	90% new wool, 10% nylon	4	100.000	6	
700 SISU	FABRIC	91% new Norwegian wool, 8% new New Zealand wool, 1% nylon	3-4	70.000	7	

leather	
80	CERVO
80	DIVINA
80	ELMOSADDLE
80	TUNDRA
indoor & outdoor fabric	
300	ACERO
300	APACHE
300	ERFOUD
300	PATIO
400	TAN TAN
400	ZAGORA
600	ROCOÇÒ
700	LIBERA

collection	specification	note			
LEATHER	aniline leather, slightly pigmented				
LEATHER	aniline leather, organic pigment				
LEATHER	aniline leather, organic pigment	not available for sofas			
LEATHER	aniline leather, organic pigment				
collection	specification	colour fastness uv outdoor	mar-tindale cycles	colour fastness dry & wet friction	maintenance
OUTDOOR	100% solution dyed arcylic	-	40.000	7-8	
OUTDOOR	100% solution dyed arcylic	-	45.000	7-8	
OUTDOOR	100% solution dyed arcylic	-	50.000	7-8	
OUTDOOR	100% trevira CS	4-5	50.000	7	
OUTDOOR	100% solution dyed arcylic	-	50.000	7-8	
OUTDOOR	100% solution dyed arcylic	-	50.000	7-8	
OUTDOOR	97% polypropylene, 3% polyester	-	40.000	-	
OUTDOOR	100% polypropylene	-	40.000	-	

Do not wash in water

Wash in cold water

Hand wash only

Do not bleach

Bleach

Do not tumble dry

Tumble dry

Machine wash at 30°C max

Machine wash at 30°C max, mild process

Machine wash at 30°C max, very mild process

Machine wash at 40°C max

Dry clean

Do not dry clean

Do not centrifuge

To iron use cool setting (max 110°C)

To iron use medium setting (max 150°C)

To iron use hot setting (max 200°C)

Do not iron

Iron on reverse side

Dry clean using perchloroethylene only

Dry clean with perchloroethylene, use precautions



Quick Ship Collection

Armchairs, chairs & easy chairs

collection	product	metal	wood	quantity	
Monk 	easy chair + metal legs				
	easy chair + metal sled base				
	chair + metal legs	BLACK		max. order	
	chair + metal sled base	LIGHT GREY		10 pieces	
Polygon 	easy chair	BLACK	oak nature lacquer	max. order	
		LIGHT GREY		10 pieces	
	Rhomb 	chair		BLACK lacquer	max. order
				oak nature lacquer	10 pieces
Simetria 	coat stand		BLACK lacquer	max. order	
			oak nature lacquer	5 pieces	



Quick Ship Collection

Fabrics

fabric
category

CONTOUR	CURA	CREPE	DUFFY	ONSETTO	CREDO	HALLINGDAL 65
200	200	300	300	300	400	500
67033	60112	039	018	01/1	zinn	116
68239	60109	103			asphalt	166
68130						

Quick Ship Fabrics


Contour CATEGORY 200



67033




68239



68130

Cura CATEGORY 200



60112



60109

Crepe CATEGORY 300




103




039

Duffy CATEGORY 300



018

Orsetto CATEGORY 300




01/1


Quick Ship Fabrics

Credo

CATEGORY 400




zinn



asphalt

Hallingdal 65

CATEGORY 500



116



166

Quick Ship Materials

solid wood

lacquer matte



OAK NATURE



WALNUT
EUROPEAN

colour lacquer matte



BLACK

metal



LIGHT GREY



BLACK

table tops

MDF + FENIX NTM



0720
black



0724
dark grey



0032
white

3angle



DESIGN: GRUPA, 2012

3angle collection consists of a sofa, an armchair and a pouf. They will completely change your perspective on sofas starting from the ergonomic shape of the armrests folded in the middle, which imitate the line of a human hand in the sitting position. The accentuated crystal form of 3angle is softened with comfortable padding, creating a perfect combination of a character form and softness necessary for sitting comfort. 3angle is an excellent choice for your business lounges, and at the same time a true refuge for informal and relaxed sitting.

STRUCTURE solid wood, plywood

BASE metal + powder coating BLACK

SUSPENSION wave springs

UPHOLSTERY fabric / leather

SEAT & BACKREST HR foam, polyester wadding

MANDATORY TO SPECIFY:

– upholstery *i.e.* ARCO JADE 400




ARMCHAIR

w 39 1/4" × d 33 3/4" × h 33 3/4"
w 100 × d 86 × h 86 cm



2SEATER SOFA

w 63" × d 33 3/4" × h 33 3/4"
w 160 × d 86 × h 86 cm



POUF

w 29 3/4" × d 33 3/4" × h 16 3/4"
w 85 × d 75 × h 42 cm



SITTING HEIGHT 17 3/4" (45 cm), SITTING DEPTH 20 3/4" (52 cm), ARMREST HEIGHT 25 3/4" (65 cm)

COF	COL	100	200	300	400	500	600	700	60	80
2.849	2.944	-	2.944	3.066	3.201	3.337	3.473	3.608	4.957	5.560

COF	COL	100	200	300	400	500	600	700	60	80
3.801	3.935	-	3.935	4.106	4.297	4.488	4.679	4.870	6.600	7.464

COF	COL	100	200	300	400	500	600	700	60	80
1.023	1.072	-	1.072	1.136	1.206	1.276	1.347	1.417	1.852	2.154

w - width / d - depth / h - height

All prices are in USD

Absent

modular sofa



DESIGN: NUMEN / FOR USE, 2019

Absent is a modular system combining various backrest heights with three different seat depths providing a fully customised lounging experience. The slightly rounded segment edges take on vibrant and dynamic shapes with smooth, futuristic undertones.

STRUCTURE	plywood, metal	ARMREST	solid wood + oil, lacquer or BLACK lacquer / teak + outdoor oil
SUSPENSION	GOODSIDE® slats	UPHOLSTERY	fabric (removable)
SEAT & BACKREST	HR foam, polyester wadding	DECORATIVE CUSHIONS	HR foam, feather
BASE	solid wood + BLACK lacquer / teak + outdoor oil		

MANDATORY TO SPECIFY

- modules specification and dimensions
- finishing for armrest *i.e.* OAK NATURE
- upholstery *i.e.* ARCO JADE 400
- sketch of the configuration

SITTING HEIGHT 13¾" (35 cm), SITTING DEPTH WITH CUSHIONS, 23¾" (60 cm) FOR SEAT S, 27¾" (70 cm) FOR SEAT M AND 51¼" (130 cm) FOR SEAT L

SEAT S + BACKREST

w 35¾" × d 45¼" × h 29¾" / 35¾"
w 90 × d 115 × h 75 / 90 cm



OUTDOOR

SEAT M + BACKREST

w 35¾" × d 49¼" × h 29¾" / 35¾"
w 90 × d 125 × h 75 / 90 cm



OUTDOOR

	COF	COL	100	200	300	400	500	600	700	60	80
LOW	2.304	-	-	2.449	2.637	2.845	3.053	3.261	3.469	-	-
HIGH	2.526	-	-	2.683	2.886	3.111	3.336	3.561	3.786	-	-
				200	300	400	500	600	700		
			LOW	2.866	3.085	3.329	3.572	3.816	4.059		
			HIGH	3.139	3.376	3.640	3.903	4.166	4.430		

	COF	COL	100	200	300	400	500	600	700	60	80
LOW	2.438	-	-	2.585	2.775	2.985	3.196	3.406	3.617	-	-
HIGH	2.672	-	-	2.832	3.036	3.264	3.491	3.719	3.946	-	-
				200	300	400	500	600	700		
			LOW	3.025	3.246	3.493	3.739	3.985	4.232		
			HIGH	3.313	3.553	3.819	4.085	4.351	4.617		

w - width / d - depth / h - height

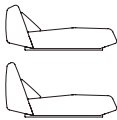
All prices are in USD

Absent

modular sofa

SEAT L + BACKREST

w 35³/₄" × d 72³/₄" × h 29³/₄" / 35³/₄"
w 90 × d 185 × h 75 / 90 cm



OUTDOOR

	COF	COL	100	200	300	400	500	600	700	60	80
LOW	3.008	-	-	3.186	3.414	3.669	3.923	4.177	4.431	-	-
HIGH	3.229	-	-	3.418	3.662	3.993	4.205	4.476	4.747	-	-
				200	300	400	500	600	700		
LOW				3.727	3.995	4.292	4.590	4.887	5.184		
HIGH				3.999	4.285	4.602	4.919	5.236	5.554		

CORNER S LOW

w 45¹/₄" × d 45¹/₄" × h 29³/₄"
w 115 × d 115 × h 75 cm



OUTDOOR

	COF	COL	100	200	300	400	500	600	700	60	80
	2.820	-	-	2.989	3.207	3.449	3.691	3.933	4.175	-	-
				200	300	400	500	600	700		
				3.497	3.752	4.035	4.318	4.601	4.885		

CORNER M LOW

w 49¹/₄" × d 49¹/₄" × h 29³/₄"
w 125 × d 125 × h 75 cm



OUTDOOR

	COF	COL	100	200	300	400	500	600	700	60	80
	3.233	-	-	3.443	3.713	4.014	4.314	4.614	4.914	-	-
				200	300	400	500	600	700		
				4.029	4.345	4.969	5.047	5.398	5.749		

POUF

w 35³/₄" × d 31³/₄" × h 15"
w 90 × d 80 × h 38 cm



OUTDOOR

	COF	COL	100	200	300	400	500	600	700	60	80
	1.119	-	-	1.173	1.243	1.320	1.398	1.475	1.553	-	-
				200	300	400	500	600	700		
				1.372	1.454	1.545	1.635	1.726	1.817		

ARMREST

w 20³/₄" × d 3³/₄" × h 19¹/₄"
w 53 × d 9.5 × h 49 cm



	OAK	TEAK
	628	1.255

w - width / d - depth / h - height

All prices are in USD

NOTE

- EVERY SEAT COMES WITH DECORATIVE CUSHION FILLED WITH FEATHER
- CORNER MODULES ARE THE ONLY MODULES THAT COME WITH BACKREST AND SEAT TOGETHER

Absent XS

modular sofa



DESIGN: NUMEN / FOR USE, 2023

The already well-known and beloved Absent got a younger brother, the XS module, which makes it more suitable to smaller places. The module is 15 cm smaller in width, and 8 cm smaller in depth. The comfort, which is the very important quality of Absent, has not been compromised in any way.

We also added an interestingly modelled armrest that can be mounted to any module on one side or both sides of it. The same armrest is also suitable for regular Absent modules.

STRUCTURE	plywood, metal	ARMREST	solid wood + BLACK lacquer / teak + outdoor oil
SUSPENSION	GOODSIDE® slats	UPHOLSTERY	fabric (removable)
SEAT & BACKREST	HR foam, polyester wadding	DECORATIVE CUSHIONS	HR foam, feather
BASE	solid wood + BLACK lacquer / teak + outdoor oil		

MANDATORY TO SPECIFY

- modules specification and dimensions
- finishing for armrest *i.e.* OAK NATURE
- upholstery *i.e.* ARCO JADE 400
- sketch of the configuration

SITTING HEIGHT 35 CM, SITTING DEPTH WITH CUSHIONS 45 CM FOR SEAT XS AND 100 CM FOR SEAT L XS

SEAT XS + BACKREST
 w 29¾" × d 41¼" × h 29¾"
 w 75 × d 105 × h 75 cm



OUTDOOR

SEAT L XS + BACKREST
 w 29¾" × d 63" × h 29¾"
 w 75 × d 160 × h 75 cm



OUTDOOR

COF	COL	100	200	300	400	500	600	700	60	80
2.379	-	2.358	2.452	2.545	2.649	2.753	2.857	2.961	-	-
			200	300	400	500	600	700		
			2.869	2.978	3.100	3.221	3.343	3.464		

COF	COL	100	200	300	400	500	600	700	60	80
3.309	-	3.283	3.400	3.518	3.649	3.779	3.910	4.041	-	-
			200	300	400	500	600	700		
			3.978	4.116	4.269	4.422	4.575	4.728		

w - width / d - depth / h - height

All prices are in USD

Absent XS

modular sofa

CORNER XS

w 43 $\frac{1}{4}$ " x d 43 $\frac{1}{4}$ " x h 29 $\frac{3}{4}$ "
w 110 x d 110 x h 75 cm



OUTDOOR

ARMREST

w 20 $\frac{3}{4}$ " x d 3 $\frac{3}{4}$ " x h 19 $\frac{1}{4}$ "
w 53 x d 9.5 x h 49 cm



w - width / d - depth / h - height

COF	COL	100	200	300	400	500	600	700	60	80
3.152	-	-	3.265	3.410	3.571	3.731	3.892	4.053	-	-
			200	300	400	500	600	700		
			3.820	3.989	4.178	4.366	4.554	4.742		

OAK

628

TEAK

1.255

All prices are in USD

NOTE

- EVERY SEAT COMES WITH DECORATIVE CUSHION FILLED WITH FEATHER
- CORNER MODULES ARE THE ONLY MODULES THAT COME WITH BACKREST AND SEAT TOGETHER

Avet

low tables



DESIGN: NUMEN/FOR USE, 2020

The design of **Avet** low table relies on the light triangular metal construction, whose skeletal lines endow it with certain fragility and weightlessness. With the addition of toned glass surface, the table becomes almost dematerialized, an elegant, shadowy silhouette.

TABLE TOP	smoked glass
BASE	metal rod \varnothing 1/4" (10 mm) + powder coating BLACK



LOW TABLE

w 20³/₄" × d 19²/₃" × h 19¹/₄"
w 50 × d 50 × h 50 cm



944

LOW TABLE

w 35³/₄" × d 35³/₄" × h 13"
w 90 × d 90 × h 33 cm



1.338

LOW TABLE

w 47¹/₄" × d 47¹/₄" × h 13"
w 120 × d 120 × h 33 cm



2.317

w - width / d - depth / h - height

All prices are in USD

NOTE

- TABLE TOP IS AVAILABLE ONLY AS SMOKED GLASS, IT IS NOT AVAILABLE IN COLOURS
- BASE IS AVAILABLE ONLY IN BLACK POWDER COATED FINISH

Bavul

bench & bed




DESIGN: LEA AVIANI, 2020

Bavul is a multifunctional upholstered object that transforms from a bench to a bed. Its shape and a name are a reminiscence of a Dalmatian antique chest that was used for storage, seating or travel, and it was handed over as a legacy inside the family. Bavul in its basic form serves as a seating system in a living room, dining room at a table, or in a hallway – waiting to welcome your needs for the additional bed. Its dimensions are also perfect match for the hospitality projects where it saves the precious space. With strong visual appearance and color combinations, Bavul blends in various interior styles.

STRUCTURE	plywood
SEAT	HR foam, polyester wadding
UPHOLSTERY	fabric
BELT	leather

MANDATORY TO SPECIFY

- **colour of the leather belt** *i.e. black*
- **upholstery in following order: ELEMENT 1 / ELEMENT 2 / ELEMENT 3**
i.e. GORDON 03/01 / GORDON 90/01 / ARCO JADE 400



BENCH AND BED

w 74¾" × d 17¼" × h 18¾"
w 189 × d 44 × h 47 cm




SITTING HEIGHT 18¾" (47 cm)

COF	COL	100	200	300	400	500	600	700	60	80
2.739	-	-	2.966	3.257	3.580	3.904	4.228	4.551	-	-

BAVUL IS AVAILABLE IN ONE TYPE OF FABRIC AND A RANGE OF THREE COLOURS

w 74¾" × d 34¾" × h 9¾"
w 189 × d 88 × h 25 cm



MATTRESS 189 × 88 cm

w - width / d - depth / h - height

All prices are in USD

NOTE

- DECORATIVE BELTS ARE MADE OF BLACK OR BROWN ANILINE LEATHER CRUST, 2,2 MM THICK; THE SHADE OF LEATHER MAY VARY DUE TO THE NATURE OF ANILINE LEATHER
- REMOVABLE FABRIC

Bik

chairs & barstool



DESIGN: NUMEN/FOR USE, 2018

Bik is the chair reduced to its basic elements; four legs, seat and a backrest. A barely visible decrease of width of the legs, frontward inclination of the back legs and slightly overstated curvature of the backrest define the character of this otherwise archetypal chair. Wider back legs are slightly detached aside enabling easy stacking when chairs are not in use. The structure is made of solid wood and the seat and the backrest of molded plywood.

BASE	solid wood + lacquer or colour lacquer	SEAT	plywood, veneer + lacquer or colour lacquer / plywood + upholstered seat
BACKREST	plywood, veneer + lacquer or colour lacquer	UPHOLSTERY	fabric

MANDATORY TO SPECIFY

- short or long backrest *i.e. short backrest*
- type and finish or colour of the wood *i.e. RED*
- upholstery, when specified *i.e. ARCO JADE 400*



SITTING HEIGHT 17¾" (45 cm), BARSTOOL SITTING HEIGHT 31" (79 cm) FOR HIGH, 26¾" (68 cm) FOR LOW

	CHAIR WITH SHORT BACKREST w 19" × d 20¾" × h 30¾" w 48 × d 52 × h 78 cm
	CHAIR WITH LONG BACKREST w 20" × d 20¾" × h 30¾" w 51 × d 52 × h 78 cm

OAK / ASH / COLOUR LACQUER

495

SHORT BACKREST CHAIR IS STACKABLE, 3 PIECES. LONG BACKREST CHAIR IS STACKABLE, 2 PIECES.



	COF	COL	100	200	300	400	500	600	700	60	80
WITH CUSHION	618	633	-	618	633	650	667	683	700	739	798
CUSHION	123	139	-	123	139	155	172	189	206	244	303
UPHOLSTERED SEAT	709	730	-	709	730	753	777	800	823	826	905

NEW	BARSTOOL HIGH w 19¾" × d 20" × h 40¾" w 50 × d 51 × h 103 cm
	BARSTOOL LOW w 18" × d 18¾" × h 36¾" w 46 × d 48 × h 93 cm



	COF	COL	100	200	300	400	500	600	700	60	80
	859	877	-	859	877	896	916	935	955	930	973

BIK BARSTOOL ONLY COMES WITH LONG ARMREST

w - width / d - depth / h - height

All prices are in USD

NOTE

- BIK IS AVAILABLE IN OAK OR ASH LACQUER OR COLOUR LACQUER. WALNUT IS NOT AVAILABLE
- BIK BARSTOOL ALWAYS HAS UPHOLSTERED SEAT
- WE RECOMMEND USING LACQUERED WOOD FINISH FOR EASIER MAINTENANCE
- METAL BARS FOR THE LEGS ARE POWDER COATED IN BLACK

Buffa

armchair



DESIGN: NUMEN / FOR USE, 2024

A puffy, distended shape that suggests immediate comfort, together with spiked edges to further emphasize the inner plumpness. **Buffa**, even the name sounds pliable and absorbent, like a silencer. Its connection to Italian comic opera comes only secondary - through a certain playfulness and flippancy of form. Formally, this was about abandoning a classic sleek and angular style, and making a distinct shift towards the soft, rounded line to create an armchair and a sofa that do not need to be tamed or appeased with cushions.

BASE	steel construction + powder coating BLACK
SEAT & BACKREST	plywood + steel, HR foam, polyester wadding
ARMRESTS	steel construction + powder coating BLACK + solid wood + lacquer nature or BLACK
UPHOLSTERY SEAT & BACKREST	fabric (non-removable)

MANDATORY TO SPECIFY

- **type of armchair:** i.e. fixed base or swivel based with auto-return mechanism
- **armrest finishing:** i.e. oak nature
- **upholstery:** i.e. GORDON 03/01



SITTING HEIGHT 16¾" (42 cm)



ARMCHAIR FIXED ROUND BASE

NEW w 24¾" × d 33¾" × h 33¾"
w 63 × d 86 × h 86 cm

ARMCHAIR SWIVEL BASE

w 24¾" × d 33¾" × h 34¾"
w 63 × d 86 × h 86 cm

ARMCHAIR SWIVEL BASE WITH AUTO-RETURN MECHANISM

w 24¾" × d 33¾" × h 34¾"
w 63 × d 86 × h 86 cm

COF	COL	100	200	300	400	500	600	700	60	80
1.630	-	-	1.699	1.788	1.886	1.985	2.084	2.182	-	-
1.756	-	-	1.825	1.914	2.012	2.111	2.210	2.308	-	-
1.801	-	-	1.870	1.959	2.058	2.157	2.255	2.354	-	-



ARMCHAIR FIXED ROUND BASE + ARMRESTS

NEW w 29¾" × d 33¾" × h 33¾"
w 75 × d 86 × h 86 cm

ARMCHAIR SWIVEL BASE + ARMRESTS

w 29¾" × d 33¾" × h 33¾"
w 75 × d 86 × h 86 cm

ARMCHAIR SWIVEL BASE + ARMRESTS WITH AUTO-RETURN MECHANISM

w 29¾" × d 33¾" × h 33¾"
w 75 × d 86 × h 86 cm

COF	COL	100	200	300	400	500	600	700	60	80
1.826	-	-	1.895	1.984	2.082	2.181	2.280	2.378	-	-
1.978	-	-	2.047	2.136	2.235	2.333	2.432	2.531	-	-
2.005	-	-	2.074	2.163	2.262	2.361	2.459	2.558	-	-

w - width / d - depth / h - height

All prices are in USD

Buffa

armchair

ARMCHAIR FIXED + ARMRESTS

w 29 $\frac{3}{4}$ " x d 33 $\frac{3}{4}$ " x h 33 $\frac{3}{4}$ "
w 75 x d 86 x h 86 cm



COF	COL	100	200	300	400	500	600	700	60	80
1.733	-	-	1.803	1.891	1.990	2.089	2.187	2.286	-	-



POUF FIXED ROUND BASE
w 26 $\frac{3}{4}$ " x d 24 $\frac{3}{4}$ " x h 16 $\frac{3}{4}$ "
w 67 x d 63 x h 42 cm

POUF SWIVEL ROUND BASE
w 26 $\frac{3}{4}$ " x d 24 $\frac{3}{4}$ " x h 16 $\frac{3}{4}$ "
w 67 x d 63 x h 42 cm

NEW

COF	COL	100	200	300	400	500	600	700	60	80
922	-	-	957	1.002	1.052	1.102	1.153	1.203	-	-
1.044	-	-	1.079	1.125	1.175	1.225	1.275	1.326	-	-

w - width / d - depth / h - height

All prices are in USD

Buffa

sofa



DESIGN: NUMEN / FOR USE, 2024

A puffy, distended shape that suggests immediate comfort, together with spiked edges to further emphasize the inner plumpness. **Buffa**, even the name sounds pliable and absorbent, like a silencer. Its connection to Italian comic opera comes only secondary - through a certain playfulness and flippancy of form.

BASE	steel construction + powder coating BLACK
SEAT & BACKREST	plywood + steel, HR foam, polyester wadding
ARMRESTS	plywood + steel, HR foam, polyester wadding
UPHOLSTERY SEAT & BACKREST	fabric (removable)
LEGS	solid wood + lacquer nature or BLACK

MANDATORY TO SPECIFY

- **type of module** i.e. 2SEATER SOFA + ARMREST
- **upholstery** i.e. GORDON 03/01
- **type of legs and finishing** i.e. walnut or oak (lacquered BLACK)
- **sketch of the configuration**



2SEATER

w 68 $\frac{3}{4}$ " x d 39 $\frac{1}{4}$ " x h 33 $\frac{3}{4}$ "
w 174 x d 100 x h 86 cm



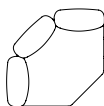
3SEATER

w 91 $\frac{1}{4}$ " x d 39 $\frac{1}{4}$ " x h 33 $\frac{3}{4}$ "
w 232 x d 100 x h 86 cm



CORNER

w 59 $\frac{3}{4}$ " x d 59 $\frac{3}{4}$ " x h 33 $\frac{3}{4}$ "
w 152 x d 152 x h 86 cm



SITTING HEIGHT 16 $\frac{3}{4}$ " (42 cm), SITTING DEPTH OF THE SOFA MODULES IS APPROXIMATELY 25 $\frac{3}{4}$ " (65 cm)

COF	COL	100	200	300	400	500	600	700	60	80
3.942	-	-	4.094	4.290	4.508	4.726	4.943	5.161	-	-

COF	COL	100	200	300	400	500	600	700	60	80
5.418	-	-	5.642	5.930	6.250	6.571	6.891	7.211	-	-

COF	COL	100	200	300	400	500	600	700	60	80
5.543	-	-	5.750	6.016	6.312	6.608	6.904	7.200	-	-

w - width / d - depth / h - height

All prices are in USD

Buffa

sofa

ARMREST

w 10³/₄" × d 31" × h 18³/₄"
w 27 × d 79 × h 47 cm



COF	COL	100	200	300	400	500	600	700	60	80
535	-	-	564	601	642	683	724	765	-	-

BACKREST

w 31³/₄" × d 13³/₄" × h 27³/₄"
w 80 × d 35 × h 70 cm



COF	COL	100	200	300	400	500	600	700	60	80
955	-	-	1.009	1.080	1.158	1.236	1.314	1.392	-	-

CAN BE USED WHEN CREATING A CORNER COMPOSITION OR INSTEAD OF AN ARMREST

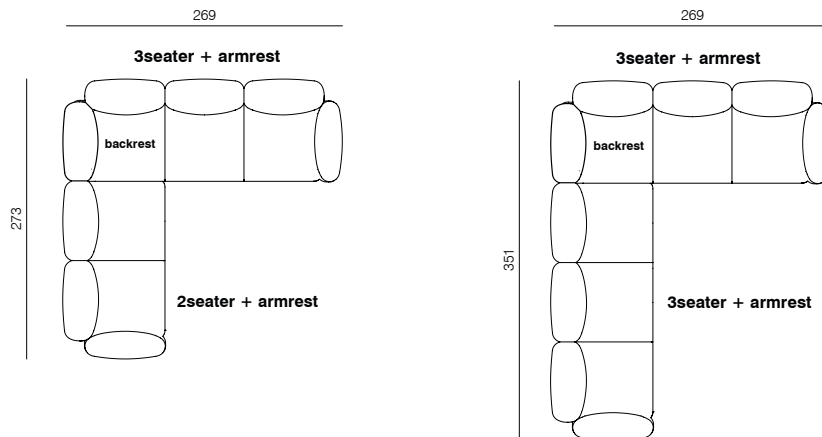
w - width / d - depth / h - height

All prices are in USD

NOTES

- CONFIGURATION (MODUL) SHOULD END EITHER WITH BACKREST OR WITH ARMREST
- IF NEITHER BACKREST NOR ARMREST IS USED TO FINISH THE CONFIGURATION (MODULE), IT SHOULD BE STATED IN THE ORDER
- LEGS ARE INCLUDED IN THE MODULES

EXAMPLES OF CORNER CONFIGURATIONS WHERE A BACKREST IS ADDED INSTEAD OF AN ARMREST:



Classic

modular sofa

83/103



DESIGN: PROSTORIA DESIGN TEAM, 2012

Classic collection is unintrusive but its prototypical conception and formal rigidity give it a universal reliable character. It is precisely this universality that allows the soundness of the design and the quality of the materials to speak for themselves. The variety of modules and variations in their width have contributed to the popularity of the set, making it equally suitable for both public and residential spaces.

STRUCTURE	solid wood, plywood	BASE	PVC
SUSPENSION	wave springs	UPHOLSTERY	fabric / leather (removable)
SEAT & BACKREST	HR foam, polyester wadding		

MANDATORY TO SPECIFY

- modules specification and dimensions
- upholstery *i.e.* ARCO JADE 400
- sketch of the configuration



1SEATER

w 32³/₄"/40³/₄" × d 39¹/₄" × h 30¹/₄"
w 83/103 × d 100 × h 77 cm



1SEATER + ARMREST (L/R)

w 39¹/₄"/47¹/₄" × d 39¹/₄" × h 30¹/₄"
w 100/120 × d 100 × h 77 cm



1SEATER EXTENDED (L/R)

w 48³/₄"/56¹/₄" × d 39¹/₄" × h 30¹/₄"
w 123/143 × d 100 × h 77 cm

SITTING HEIGHT 15³/₄" (40 cm), SITTING DEPTH 22" (56 cm), ARMREST HEIGHT 22" (56 cm)

	COF	COL	100	200	300	400	500	600	700	60	80
83	1.733	1.878	-	1.878	2.064	2.271	2.614	2.851	3.088	3.760	4.529
103	1.874	2.019	-	2.019	2.205	2.412	2.755	2.992	3.228	4.266	5.173

	COF	COL	100	200	300	400	500	600	700	60	80
83	2.181	2.360	-	2.360	2.591	2.847	3.239	3.525	3.811	4.888	5.894
103	2.322	2.501	-	2.501	2.732	2.988	3.380	3.666	3.952	5.437	6.590

	COF	COL	100	200	300	400	500	600	700	60	80
83	2.198	2.364	-	2.364	2.577	2.813	3.095	3.342	3.588	5.003	6.038
103	2.336	2.533	-	2.533	2.786	3.067	3.393	3.684	3.975	5.500	6.683

w - width / d - depth / h - height

All prices are in USD

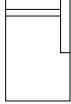
Classic

modular sofa

83/103

CHAISE LONGUE (L/R)

w 39¼"/47¼" × d 67" × h 30¼"
w 100/120 × d 170 × h 77 cm



	COF	COL	100	200	300	400	500	600	700	60	80
83	2.624	2.824	-	2.824	3.081	3.367	3.789	4.105	4.420	6.176	7.507
103	2.873	3.104	-	3.104	3.401	3.731	4.175	4.530	4.885	6.834	8.333

CORNER


w 39¼" × d 39¼" × h 30¼"
w 100 × d 100 × h 77 cm



	COF	COL	100	200	300	400	500	600	700	60	80
	1.861	2.051	-	2.051	2.295	2.566	2.905	3.191	3.477	4.815	5.929

CORNER EXTENDED (L/R)

w 72/80" × d 39¼" × h 30¼"
w 183/203 × d 100 × h 77 cm



	COF	COL	100	200	300	400	500	600	700	60	80
83	2.902	3.178	-	3.178	3.533	3.928	4.322	4.716	5.111	6.783	8.261
103	3.020	3.331	-	3.331	3.730	4.174	4.617	5.061	5.505	7.112	8.690

w - width / d - depth / h - height

All prices are in USD

NOTE

- INDEX 83/103 REFERS TO THE LENGTH OF THE BACKREST OF BASIC MODULE IN METRIC SYSTEM
- FOR MODULAR SOFAS IT IS NOT POSSIBLE TO COMBINE DIFFERENT MODULE WIDTHS (83/103), DIFFERENT TYPES OF FABRIC OR DIFFERENT COLOURS OF THE SAME FABRIC ON THE SAME SOFA UNIT
- MODULES ARE NOT PADDED ON THE SIDES WHERE JOINING WITH THE OTHER MODULES. IT IS POSSIBLE TO UPHOLSTER AND/OR TO PAD ONE OR BOTH SIDES OF THE MODULE, PAYMENT IS INCREASED BY 10% OF THE MODULE VALUE FOR ONE SIDE OR BY 20% OF THE MODULE VALUE FOR BOTH SIDES

Classic

ARMCHAIR

w 39¼" × d 35¼" × h 30¼"
w 100 × d 90 × h 77 cm



COF	COL	100	200	300	400	500	600	700	60	80
2.328	2.497	-	2.497	2.714	2.956	3.197	3.770	4.071	5.314	6.398

POUF

w 32¾" × d 40¾" × h 15¾"
w 83 × d 103 × h 40 cm



COF	COL	100	200	300	400	500	600	700	60	80
1.363	1.469	-	1.469	1.607	1.760	1.913	2.065	2.218	2.754	3.296

2SEATER SOFA

w 65¼" × d 35¼" × h 30¼"
w 166 × d 90 × h 77 cm

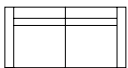


COF	COL	100	200	300	400	500	600	700	60	80
3.240	3.498	-	3.498	3.831	4.201	4.638	5.023	5.407	7.588	9.165

THE WHOLE CONSTRUCTION AND FABRIC ARE MADE AS ONE PIECE (NOT A CLASSIC MODULAR SYSTEM)

2.5SEATER SOFA

w 78¾" × d 39¼" × h 30¼"
w 200 × d 100 × h 77 cm



COF	COL	100	200	300	400	500	600	700	60	80
3.797	4.104	-	4.104	4.499	4.938	5.512	5.981	6.449	8.980	10.902

THE WHOLE CONSTRUCTION AND FABRIC ARE MADE AS ONE PIECE (NOT A CLASSIC MODULAR SYSTEM)

3SEATER SOFA

w 94¾" × d 39¼" × h 30¼"
w 240 × d 100 × h 77 cm



COF	COL	100	200	300	400	500	600	700	60	80
4.127	4.479	-	4.479	4.932	5.434	6.141	6.688	7.235	10.131	12.398

THE WHOLE CONSTRUCTION AND FABRIC ARE MADE AS ONE PIECE (NOT A CLASSIC MODULAR SYSTEM)

w - width / d - depth / h - height

All prices are in USD

NOTE

- 2SEATER SOFA, 2.5 SEATER SOFA AND 3SEATER SOFA ARE ALSO AVAILABLE IN OPTION WITH ONE LONG SEAT AND SUPPORT CUSHION, WHEN PLACING AN ORDER NOTIFICATION IS NEEDED
- IF NOT SPECIFIED THE PRODUCT WILL BE DELIVERED WITH SEPARATED CUSHIONS
- THIS OPTION IS NOT AVAILABLE IN LEATHER, ONLY IN FABRIC



Cloud

modular sofa



DESIGN: SANJA KNEZOVIĆ, 2012

Cloud comes from a family of modular sofas, offering a large number of compositions, each adapted to a given space. Its morphology is defined by simple basic lines of a slightly lower armchair and an elevated armrest. The support made of cold foam reinforces its entire volume, while the feather-filled top provides extra softness and a sensation of relaxing 'on the clouds'. In combination with natural fabrics, the experience of relaxation and pleasure reached the maximum point.

STRUCTURE	solid wood, plywood	BASE	PVC
SUSPENSION	GOODSIDE® slats	UPHOLSTERY	fabric / leather (removable)
SEAT & BACKREST	HR foam, polyester wadding, feather		

MANDATORY TO SPECIFY

- modules specification and dimensions
- armrest height low or high *i.e. low armrest*
- upholstery *i.e. 358 CERVO 80*
- sketch of the configuration



1SEATER

w 40¾" × d 44" × h 27¾"
w 103 × d 112 × h 70 cm



1SEATER + ARMREST (L/R)

w 52¾" × d 44" × h 27¾"
w 133 × d 112 × h 70 cm



1SEATER EXTENDED (L/R)

w 60¾"/72" × d 44" × h 27¾"
w 153/183 × d 112 × h 70 cm



SITTING HEIGHT 15¾" (40 cm), SITTING DEPTH 24¾" (62 cm), ARMREST HEIGHT 27¾"/20¾" (70/53 cm)

	COF	COL	100	200	300	400	500	600	700	60	80
103	1.983	2.103	-	2.103	2.257	2.427	2.621	2.797	2.973	3.847	4.500

AVAILABLE ONLY AS PART OF THE COMPOSITION AND CANNOT BE A FINAL MODUL

	COF	COL	100	200	300	400	500	600	700	60	80
103	2.633	2.791	-	2.791	2.995	3.221	3.562	3.814	4.065	5.572	6.597

AVAILABLE ONLY AS A PART OF SOFA COMPOSITION
STANDARD ARMREST HEIGHT IS 70 CM, A NOTE IS REQUIRED IF YOU WANT TO ORDER ARMREST HEIGHT 53 CM

	COF	COL	100	200	300	400	500	600	700	60	80
153	2.528	2.676	-	2.676	2.865	3.076	3.311	3.527	3.743	5.290	6.194
183	2.894	3.081	-	3.081	3.320	3.587	3.853	4.119	4.385	5.952	6.997

AVAILABLE ONLY AS A PART OF SOFA COMPOSITION

w - width / d - depth / h - height

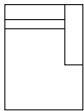
All prices are in USD

Cloud

modular sofa

CHAISE LONGUE (L/R)

w 52¼" × d 69¾" × h 27¾"
w 133 × d 177 × h 70 cm

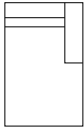


	COF	COL	100	200	300	400	500	600	700	60	80
103	3.361	3.569	-	3.569	3.836	4.132	4.567	4.894	5.220	7.232	8.579
103* SOLO	4.034	4.283	-	4.283	4.603	4.958	5.481	5.872	6.264	8.679	10.295

STANDARD ARMREST HEIGHT IS 70 CM, A NOTE IS REQUIRED IF YOU WANT TO ORDER ARMREST HEIGHT 53 CM

CHAISE LONGUE LONG 207 (L/R)

w 52¼" × d 81¾" × h 27¾"
w 133 × d 207 × h 70 cm



	COF	COL	100	200	300	400	500	600	700	60	80
103	3.404	3.629	-	3.629	3.918	4.240	4.723	5.080	5.437	7.551	9.028
103* SOLO	4.085	4.355	-	4.355	4.702	5.088	5.668	6.096	6.524	9.061	10.834

STANDARD ARMREST HEIGHT IS 70 CM, A NOTE IS REQUIRED IF YOU WANT TO ORDER ARMREST HEIGHT 53 CM

CORNER

w 41¾" × d 41¾" × h 27¾"
w 106 × d 106 × h 70 cm



	COF	COL	100	200	300	400	500	600	700	60	80
	2.382	2.509	-	2.509	2.671	2.852	3.126	3.326	3.527	4.786	5.600

AVAILABLE ONLY AS A PART OF SOFA COMPOSITION

CORNER ASYMMETRICAL (L/R)

w 54" × d 44" × h 27¾"
w 137 × d 112 × h 70 cm



	COF	COL	100	200	300	400	500	600	700	60	80
	2.567	2.715	-	2.715	2.905	3.116	3.327	3.538	3.749	5.331	6.295

AVAILABLE ONLY AS A PART OF SOFA COMPOSITION

ARMCHAIR

w 46" × d 40¼" × h 27¾"
w 117 × d 102 × h 70 cm



	COF	COL	100	200	300	400	500	600	700	60	80
	2.900	3.090	-	3.090	3.334	3.606	3.877	4.148	4.420	6.077	7.182

STANDARD ARMREST HEIGHT IS 70 CM, A NOTE IS REQUIRED IF YOU WANT TO ORDER A 53 CM HIGH ARMREST

w - width / d - depth / h - height

All prices are in USD

NOTE

- SOLO* IS A STAND-ALONE MODULE
- THE ACTUAL DIMENSIONS OF THE CORNER ELEMENT ARE 106 × 106 CM, AND IN ORDER TO CREATE A CLEARER DRAFT OF THE CORNER ICONS, THE CORNER ELEMENT WAS DRAWN IN DIMENSIONS 112 × 112 CM. FOR THAT REASON, THE OVERALL DIMENSION OF THE DRAFT COMPOSITION AND THE COMPOSITION OF THE ACTUAL ELEMENT WILL DIFFER BY 6 CM.
- THE ACTUAL DIMENSIONS OF THE ASYMMETRIC ANGLE ARE 137 × 112 CM, AND THESE DIMENSIONS WERE USED TO DRAW THE ICON, HOWEVER, 6 CM IS LOST WHEN CONNECTING OTHER ELEMENTS ON THE NARROWER SIDE OF THE ASYMMETRIC ANGLE.

Cloud

modular sofa

ISLAND

w 40¾" × d 44" × h 15¾"
w 103 × d 112 × h 40 cm



POUF

w 40¾" × d 32¾" × h 15¾"
w 103 × d 83 × h 40 cm



POUF 112

w 44" × d 44" × h 15¾"
w 112 × d 112 × h 40 cm



w - width / d - depth / h - height

	COF	COL	100	200	300	400	500	600	700	60	80
103	1.443	1.548	-	1.548	1.684	1.835	1.985	2.136	2.287	2.817	3.319

AVAILABLE ONLY AS A PART OF SOFA COMPOSITION

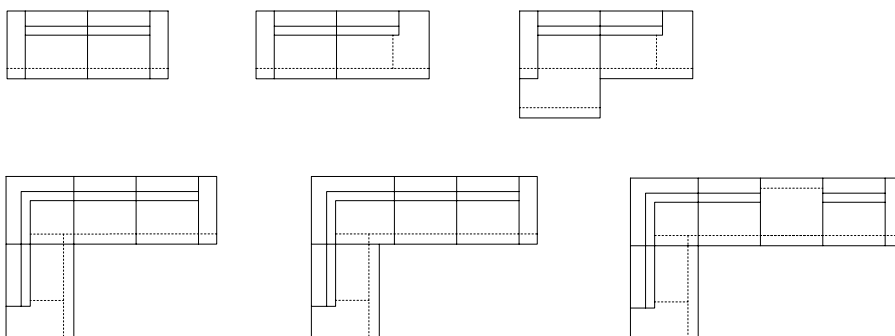
	COF	COL	100	200	300	400	500	600	700	60	80
	1.313	1.389	-	1.389	1.486	1.594	1.702	1.810	1.918	2.536	2.978

	COF	COL	100	200	300	400	500	600	700	60	80
	1.505	1.616	-	1.616	1.758	1.916	2.074	2.233	2.391	3.001	3.554

All prices are in USD

NOTE

- DEVIATIONS OF +/- 3 CM IN PRODUCT DIMENSION ARE POSSIBLE
- THE CLOUD SOFA HAS PRONOUNCED SEAMS ON THE SEAT AND ARMREST, IN LEATHER AND FABRIC.



Combine

modular sofa



DESIGN: NUMEN/FOR USE, 2015 (NEW MODULES 2020)

Combine is a seating system of reduced form characterized by the profile of the lower side of the backrest. Depending on the choice of wooden legs finish and optional cushions, the style and the application context of Combine varies, enabling the user to define his or hers own preferred character of the sofa. The sophistication of the Combine sofa is now further highlighted by the thin metal legs.

STRUCTURE	metal, plywood	LEGS	solid wood + lacquer or color lacquer BLACK / metal + powder coating
SUSPENSION	elastic webbing	CONNECTOR	metal + powder coating
SEAT CUSHION	HR foam, polyester wadding, feather	UPHOLSTERY	fabric / leather (removable)
BACKREST	HR foam, polyester wadding	DECORATIVE CUSHIONS	feather

MANDATORY TO SPECIFY

- modules specification and dimensions and type of legs
- upholstery *i.e.* ARCO JADE 400
- metal finishing *i.e.* BLACK
- wood finishing *i.e.* OAK nature (for wooden legs)
- sketch of the configuration



SITTING HEIGHT 14¾" (37 cm), SITTING DEPTH 25¾" (65 cm)

2SEATER SOFA


w 69¾" × d 37¾" × h 26¾"
w 177 × d 95 × h 68 cm



COF	COL	100	200	300	400	500	600	700	60	80
3.997	4.222	-	4.222	4.512	4.834	5.155	5.477	5.799	7.898	9.291

2.5SEATER SOFA


w 81¾" × d 37¾" × h 26¾"
w 207 × d 95 × h 68 cm



COF	COL	100	200	300	400	500	600	700	60	80
4.282	4.529	-	4.529	4.848	5.201	5.555	5.908	6.262	8.634	10.206

3SEATER SOFA

w 94¾" × d 37¾" × h 26¾"
w 240 × d 95 × h 68 cm



COF	COL	100	200	300	400	500	600	700	60	80
4.528	4.813	-	4.813	5.178	5.585	5.991	6.397	6.804	9.319	11.070

w - width / d - depth / h - height

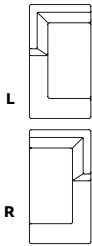
All prices are in USD

Combine

modular sofa

CHAISE LONGUE (L/R)

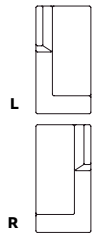
w 37³/₄" × d 69³/₄" × h 26³/₄"
w 95 × d 177 × h 68 cm
w 41¹/₄" × d 81³/₄" / 94³/₄" × h 26³/₄"
w 105 × d 207/240 × h 68 cm



	COF	COL	100	200	300	400	500	600	700	60	80
177	3.994	4.178	-	4.178	4.416	4.680	4.943	5.207	5.471	7.486	8.689
207	4.316	4.538	-	4.538	4.823	5.140	5.456	5.773	6.090	8.240	9.623
240	4.748	4.992	-	4.992	5.305	5.654	6.002	6.350	6.698	9.064	10.585

CHAISE LONGUE OPEN END (L/R)

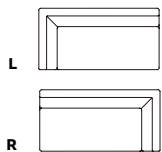
w 37³/₄" × d 73¹/₄" × h 26³/₄"
w 95 × d 186 × h 68 cm



	COF	COL	100	200	300	400	500	600	700	60	80
186	3.994	4.178	-	4.178	4.416	4.680	4.943	5.207	5.471	7.486	8.689

END UNIT (L/R)

w 61³/₄" / 73³/₄" / 86¹/₄" × d 37³/₄" × h 26³/₄"
w 156/186/219 × d 95 × h 68 cm



	COF	COL	100	200	300	400	500	600	700	60	80
156	3.921	4.105	-	4.105	4.343	4.607	4.870	5.134	5.398	7.377	8.569
186	4.083	4.301	-	4.301	4.581	4.893	5.204	5.515	5.827	7.956	9.327
219	4.492	4.731	-	4.731	5.040	5.382	5.724	6.067	6.409	8.751	10.260

CUSHIONS LUX

FILLING: FEATHER

CUSHION 11³/₄" × 19³/₄" (30 × 50)



	COF	COL	100	200	300	400	500	600	700	60	80
	211	244	-	211	244	280	316	352	389	495	629

CUSHION 11³/₄" × 19³/₄" (30 × 50) +



	COF	COL	100	200	300	400	500	600	700	60	80
	226	261	-	226	261	301	340	379	418	505	639

CUSHION 17³/₄" × 25³/₄" (45 × 65) +



	COF	COL	100	200	300	400	500	600	700	60	80
	291	334	-	291	334	382	429	477	524	626	788

w - width / d - depth / h - height

All prices are in USD

NOTE

- WE RECOMMEND ORDERING ADDITIONAL CUSHIONS FOR A MORE COMFORTABLE USE
- WOODEN LEGS ARE AVAILABLE ONLY IN LACQUER AND BLACK LACQUER, THEY ARE NOT AVAILABLE IN OTHER COLOUR LACQUERS
- IT IS NOT POSSIBLE TO COMBINE DIFFERENT COLORS OF LEGS AND CONNECTORS

Combine

modular sofa

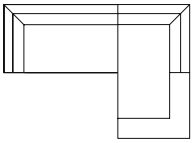
SUGGESTED COMPOSITIONS

END UNIT (L)

61¾" × 37¾" × 26¾"
156 × 95 × 68 cm

CHAISE LONGUE (R)

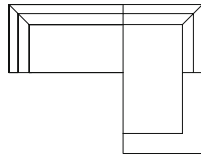
37¾" × 69¾" × 26¾"
95 × 177 × 68 cm

**END UNIT (L)**

61¾" × 37¾" × 26¾"
156 × 95 × 68 cm

CHAISE LONGUE (R)

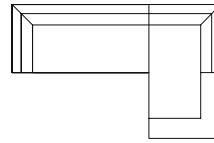
41¼" × 81¼" × 26¾"
105 × 207 × 68 cm

**END UNIT (L)**

73¼" × 37¾" × 26¾"
186 × 95 × 68 cm

CHAISE LONGUE (R)

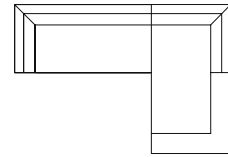
37¾" × 69¾" × 26¾"
95 × 177 × 68 cm

**END UNIT (L)**

73¼" × 37¾" × 26¾"
186 × 95 × 68 cm

CHAISE LONGUE (R)

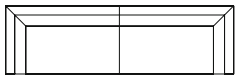
41¼" × 81¼" × 26¾"
105 × 207 × 68 cm

**END UNIT (L)**

61¾" × 37¾" × 26¾"
156 × 95 × 68 cm

END UNIT (R)

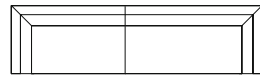
61¾" × 37¾" × 26¾"
156 × 95 × 68 cm

**END UNIT (L)**

61¾" × 37¾" × 26¾"
156 × 95 × 68 cm

END UNIT (R)

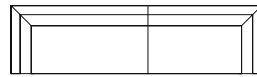
73¼" × 37¾" × 26¾"
186 × 95 × 68 cm

**END UNIT (L)**

73¼" × 37¾" × 26¾"
186 × 95 × 68 cm

END UNIT (R)

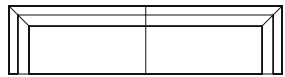
61¾" × 37¾" × 26¾"
156 × 95 × 68 cm

**END UNIT (L)**

73¼" × 37¾" × 26¾"
186 × 95 × 68 cm

END UNIT (R)

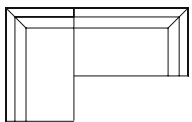
73¼" × 37¾" × 26¾"
186 × 95 × 68 cm

**END UNIT (L)**

61¾" × 37¾" × 26¾"
156 × 95 × 68 cm

END UNIT (R)

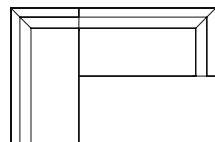
61¾" × 37¾" × 26¾"
156 × 95 × 68 cm

**END UNIT (L)**

73¼" × 37¾" × 26¾"
186 × 95 × 68 cm

END UNIT (R)

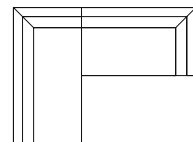
73¼" × 37¾" × 26¾"
186 × 95 × 68 cm

**END UNIT (L)**

73¼" × 37¾" × 26¾"
186 × 95 × 68 cm

END UNIT (R)

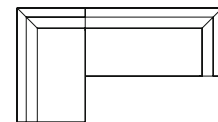
61¾" × 37¾" × 26¾"
156 × 95 × 68 cm

**END UNIT (L)**

61¾" × 37¾" × 26¾"
156 × 95 × 68 cm

END UNIT (R)

73¼" × 37¾" × 26¾"
186 × 95 × 68 cm



Combine

modular sofa

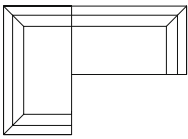
SUGGESTED COMPOSITIONS

2SEATER SOFA

69 $\frac{3}{4}$ " x 37 $\frac{3}{4}$ " x 26 $\frac{3}{4}$ "
177 x 95 x 68 cm

END UNIT (R)

61 $\frac{3}{4}$ " x 37 $\frac{3}{4}$ " x 26 $\frac{3}{4}$ "
156 x 95 x 68 cm

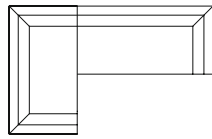


2SEATER SOFA

69 $\frac{3}{4}$ " x 37 $\frac{3}{4}$ " x 26 $\frac{3}{4}$ "
177 x 95 x 68 cm

END UNIT (R)

73 $\frac{1}{4}$ " x 37 $\frac{3}{4}$ " x 26 $\frac{3}{4}$ "
186 x 95 x 68 cm

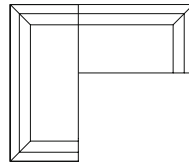


2,5SEATER SOFA

81 $\frac{1}{4}$ " x 37 $\frac{3}{4}$ " x 26 $\frac{3}{4}$ "
207 x 95 x 68 cm

END UNIT (R)

61 $\frac{3}{4}$ " x 37 $\frac{3}{4}$ " x 26 $\frac{3}{4}$ "
156 x 95 x 68 cm

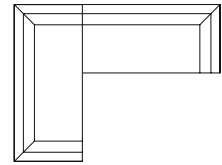


2,5SEATER SOFA

81 $\frac{1}{4}$ " x 37 $\frac{3}{4}$ " x 26 $\frac{3}{4}$ "
207 x 95 x 68 cm

END UNIT (R)

73 $\frac{1}{4}$ " x 37 $\frac{3}{4}$ " x 26 $\frac{3}{4}$ "
186 x 95 x 68 cm

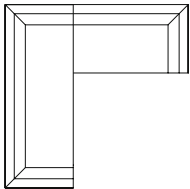


3SEATER SOFA

94 $\frac{3}{4}$ " x 37 $\frac{3}{4}$ " x 26 $\frac{3}{4}$ "
240 x 95 x 68 cm

END UNIT (R)

61 $\frac{3}{4}$ " x 37 $\frac{3}{4}$ " x 26 $\frac{3}{4}$ "
156 x 95 x 68 cm

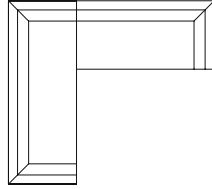


3SEATER SOFA

94 $\frac{3}{4}$ " x 37 $\frac{3}{4}$ " x 26 $\frac{3}{4}$ "
240 x 95 x 68 cm

END UNIT (R)

73 $\frac{1}{4}$ " x 37 $\frac{3}{4}$ " x 26 $\frac{3}{4}$ "
186 x 95 x 68 cm

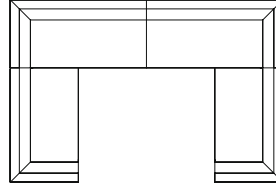


2 x END UNIT (L)

73 $\frac{1}{4}$ " x 37 $\frac{3}{4}$ " x 26 $\frac{3}{4}$ "
186 x 95 x 68 cm

2 x END UNIT (R)

73 $\frac{1}{4}$ " x 37 $\frac{3}{4}$ " x 26 $\frac{3}{4}$ "
186 x 95 x 68 cm

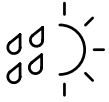


Convert

modular sofa

INDOOR & OUTDOOR

COMPOSITIONS



DESIGN: SMPDO, 2016 & 2021

Convert is a modular seating system providing various combinations of arranging compositions in space. Its structure is flexible and can be modified over time. By changing positions of the seating modules, fixed backrests or the ones with a mechanism and a platform for storage, a variety of different possibilities applicable to both residential and public spaces. Due to its discreet design, through the disposition of structural elements, selection of materials and several types of cushions, the system changes its character and function depending on the user's preference.

The only difference on the **Convert Outdoor** modular sofa is the base that prevents slipping on gravel or sandy terrain. The Convert Outdoor shelves are available in several variations of Trespi material and solid teak wood.

STRUCTURE	plywood	UPHOLSTERY	fabric / leather (removable) waterproof fabric (removable)
SUSPENSION	elastic webbing	SIDE TABLE	solid wood + oil or lacquer / outdoor HPL, solid wood slats + outdoor lacquer
SEAT & BACKREST	HR foam, polyester wadding	DECORATIVE CUSHIONS	feather
BASE	metal + powder coating / inox legs + powder coating metal construction galva- nised + powder coating		

INSTRUCTIONS FOR USING THE PRICE LIST:

Convert is a modular system offering numerous possibilities of combining components. To provide an easy-to-use Price List, we have defined the most frequent basic and characteristic compositions by the description and price that can be used for a quicker calculation of the price.

In case you need a price of the composition which compared to the one shown differs only in one element, deduct its unit price from the composition and add the price of the element that you need.

When combining the components, use the typology for a better insight in the required dimensions of the structure and elements.

MANDATORY TO SPECIFY

- number of the composition or modules specification and dimensions
- metal finishing *i.e.* BLACK
- side table *i.e.* OAK nature
- upholstery *i.e.* ARCO JADE 400
- sketch of the configuration



ARMCHAIR

w 37³/₄" × d 30³/₄" × h 26³/₄"
w 96 × d 78 × h 68 cm



OUTDOOR

SITTING HEIGHT 17¹/₄" (44 cm), SITTING DEPTH 30³/₄" (78 cm)

COF	COL	100	200	300	400	500	600	700	60	80
3.365	3.476	-	3.476	3.619	3.804	3.970	4.136	4.302	5.259	5.912
200	300	400	500	600	700					
3.823	3.980	4.184	4.367	4.550	4.733					

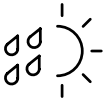
w - width / d - depth / h - height

All prices are in USD

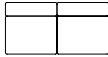
Convert

modular sofa

COMPOSITIONS




- 2.** **3SEATER**
w 74¾" × d 37¾" × h 26¾"
w 190 × d 95 × h 68 cm



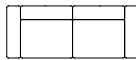
OUTDOOR

- 3.** **3SEATER
+ ARMREST (L/R)**
w 84¾" × d 37¾" × h 26¾"
w 215 × d 95 × h 68 cm



OUTDOOR

- 4.** **3SEATER SOFA**
w 94¾" × d 37¾" × h 26¾"
w 240 × d 95 × h 68 cm



OUTDOOR

- 5.** **3SEATER SOFA
+ SIDE TABLE (L/R)**
w 94¾" × d 37¾" × h 26¾"
w 240 × d 95 × h 68 cm



OUTDOOR

- 6.** **POUF**
w 37¾" × d 37¾" × h 17¼"
w 95 × d 95 × h 44 cm



OUTDOOR

COF	COL	100	200	300	400	500	600	700	60	80
3.430	3.622	-	3.622	3.868	4.142	4.550	4.853	5.156	6.032	7.049
200	300	400	500	600	700					
3.984	4.255	4.556	5.005	5.339	5.672					

COF	COL	100	200	300	400	500	600	700	60	80
4.266	4.512	-	4.512	4.828	5.180	5.667	6.048	6.429	7.508	8.779
200	300	400	500	600	700					
4.963	5.311	5.698	6.234	6.653	7.072					

COF	COL	100	200	300	400	500	600	700	60	80
5.149	5.450	-	5.450	5.837	6.267	6.832	7.291	7.751	9.032	10.557
200	300	400	500	600	700					
5.995	6.421	6.894	7.515	8.021	8.526					

	COF	COL	100	200	300	400	500	600	700	60	80
OAK / ASH	4.674	4.920	-	4.920	5.236	5.588	6.075	6.456	6.837	7.916	9.187
WALNUT	4.722	4.968	-	4.968	5.285	5.637	6.123	6.505	6.886	7.964	9.235
	200	300	400	500	600	700					
OUTDOOR HPL	5.403	5.752	6.139	6.674	7.093	7.513					
TEAK	6.220	6.569	6.956	7.491	7.911	8.330					

COF	COL	100	200	300	400	500	600	700	60	80
1.327	1.382	-	1.382	1.452	1.531	1.676	1.769	1.862	2.163	2.496
200	300	400	500	600	700					
1.520	1.598	1.684	1.844	1.946	2.048					

w - width / d - depth / h - height

All prices are in USD

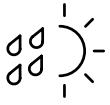
NOTE

- WE RECOMMEND ORDERING ADDITIONAL CUSHIONS FOR A MORE COMFORTABLE USE

Convert

modular sofa

COMPOSITIONS



- 7.** **CHAISE LONGUE
+ SIDE TABLE (L/R)**
w 47¹/₄" × d 74³/₄" × h 26³/₄"
w 120 × d 190 × h 68 cm

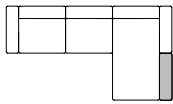


OUTDOOR

	COF	COL	100	200	300	400	500	600	700	60	80
OAK / ASH	3.897	4.081	-	4.081	4.319	4.583	4.892	5.165	5.439	6.327	7.304
WALNUT	3.945	4.130	-	4.130	4.367	4.631	4.940	5.214	5.487	6.375	7.353

	200	300	400	500	600	700
OUTDOOR HPL	4.481	4.742	5.033	5.372	5.673	5.974
TEAK	5.298	5.559	5.850	6.189	6.490	6.791

- 8.** w 132" × d 74³/₄" × h 26³/₄"
w 335 × d 190 × h 68 cm



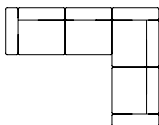
OUTDOOR

CONSISTS OF BASIC COMPOSITIONS:
3 + 7

	COF	COL	100	200	300	400	500	600	700	60	80
OAK / ASH	8.162	8.593	-	8.593	9.147	9.763	10.559	11.213	11.868	13.835	16.083
WALNUT	8.210	8.641	-	8.641	9.196	9.811	10.607	11.262	11.917	13.883	16.131

	200	300	400	500	600	700
OUTDOOR HPL	9.444	10.054	10.731	11.606	12.326	13.047
TEAK	10.261	10.871	11.548	12.423	13.143	13.864

- 9.** w 122" × d 94³/₄" × h 26³/₄"
w 310 × d 240 × h 68 cm



OUTDOOR

CONSISTS OF BASIC COMPOSITIONS:
3 + 4

	COF	COL	100	200	300	400	500	600	700	60	80
	9.415	9.962	-	9.962	10.666	11.447	12.499	13.340	14.180	16.540	19.336

	200	300	400	500	600	700
	10.958	11.732	12.592	13.749	14.674	15.598

w - width / d - depth / h - height

All prices are in USD

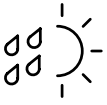
NOTE

- WE RECOMMEND ORDERING ADDITIONAL CUSHIONS FOR A MORE COMFORTABLE USE
- COMPOSITIONS DO NOT INCLUDE A BACKREST WITH MECHANISM

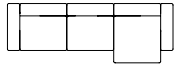
Convert

modular sofa

COMPOSITIONS



10. w 132" x d 47 3/4" x h 26 3/4"
w 335 x d 120 x h 68 cm

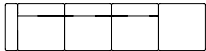


OUTDOOR

CONSISTS OF COMPONENTS:
2X SEAT 95X70 + SEAT 95X95 + 5X BACKREST + METAL BASE 215X95 + METAL BASE 120X95

COF	COL	100	200	300	400	500	600	700	60	80
7.138	7.549	-	7.549	8.077	8.663	9.452	10.082	10.713	12.498	14.610
200	300	400	500	600	700					
8.304	8.884	9.529	10.397	11.090	11.784					

11. w 159 3/4" x d 37 3/4" x h 26 3/4"
w 405 x d 95 x h 68 cm

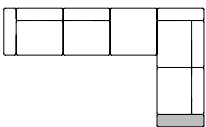


OUTDOOR

CONSISTS OF COMPONENTS:
3X SEAT 95X70 + SEAT 95X95 + 4X BACKREST + METAL BASE 215X95 + METAL BASE 190X95

COF	COL	100	200	300	400	500	600	700	60	80
7.214	7.611	-	7.611	8.121	8.688	9.524	10.150	10.775	12.594	14.705
200	300	400	500	600	700					
8.372	8.933	9.557	10.477	11.165	11.853					

12. w 159 3/4" x d 94 3/4" x h 26 3/4"
w 405 x d 240 x h 68 cm



OUTDOOR

CONSISTS OF BASIC COMPOSITIONS:
3 + 6 + 5

	COF	COL	100	200	300	400	500	600	700	60	80
OAK / ASH	10.266	10.814	-	10.814	11.517	12.299	13.418	14.273	15.129	17.588	20.461
WALNUT	10.315	10.862	-	10.862	11.566	12.347	13.467	14.322	15.177	17.636	20.509
	200	300	400	500	600	700					
OUTDOOR HPL	11.887	12.661	13.521	14.752	15.692	16.633					
TEAK	12.704	13.478	14.338	15.569	16.509	17.450					

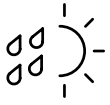
w - width / d - depth / h - height

All prices are in USD

Convert

modular sofa

COMPONENTS

**SEAT 95X70**

w 37 $\frac{3}{4}$ " x d 27 $\frac{3}{4}$ " x h 7 $\frac{3}{4}$ "
w 95 x d 70 x h 20 cm

**OUTDOOR**

COF	COL	100	200	300	400	500	600	700	60	80
668	709	-	709	762	821	947	1.020	1.093	1.328	1.583
200	300	400	500	600	700					
780	838	903	1.041	1.122	1.203					

SEAT 95X95

w 37 $\frac{3}{4}$ " x d 37 $\frac{3}{4}$ " x h 7 $\frac{3}{4}$ "
w 95 x d 95 x h 20 cm

**OUTDOOR**

COF	COL	100	200	300	400	500	600	700	60	80
941	995	-	995	1.066	1.144	1.290	1.382	1.475	1.777	2.109
200	300	400	500	600	700					
1.095	1.172	1.258	1.419	1.521	1.623					

SEAT CHAISE LONGUE

w 37 $\frac{3}{4}$ " x d 65" x h 7 $\frac{3}{4}$ "
w 95 x d 165 x h 20 cm

**OUTDOOR**

COF	COL	100	200	300	400	500	600	700	60	80
1.403	1.478	-	1.478	1.575	1.682	1.835	1.952	2.069	2.551	3.021
200	300	400	500	600	700					
1.626	1.732	1.850	2.018	2.147	2.276					

ARMREST / BACKREST

w 9 $\frac{3}{4}$ " x d 37 $\frac{3}{4}$ " x h 17 $\frac{1}{4}$ "
w 25 x d 95 x h 44 cm

**OUTDOOR**

COF	COL	100	200	300	400	500	600	700	60	80
754	809	-	809	879	958	1.036	1.114	1.192	1.395	1.649
200	300	400	500	600	700					
890	967	1.053	1.139	1.225	1.311					

BACKREST WITH MECHANISM

w 9 $\frac{3}{4}$ " x d 37 $\frac{3}{4}$ " x h 17 $\frac{1}{4}$ "
w 25 x d 95 x h 44 cm



THE BACKREST WITH MECHANISM CANNOT BE USED AS AN ENDING ELEMENT OPEN FROM THE SIDE AND Laterally VISIBLE,
ANOTHER ARMREST/BACKREST HAS TO BE USED IN ORDER TO CLOSE THE LATERAL VIEW

COF	COL	100	200	300	400	500	600	700	60	80
1.368	1.440	-	1.440	1.532	1.635	1.805	1.922	2.040	2.482	2.922

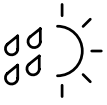
w - width / d - depth / h - height

All prices are in USD





Convert

modular sofa

COMPONENTS



CUSHIONS LUX

	CUSHION 11 ³ / ₄ " × 19 ³ / ₄ " (30 × 50) + FEATHERS
	CUSHION 17 ³ / ₄ " × 25 ³ / ₄ " (45 × 65) + FEATHERS
	CUSHION 6" × 29 ³ / ₄ " (15 × 75) FEATHERS
	CUSHION 6" × 29 ³ / ₄ " (15 × 75) OUTDOOR PES

COF	COL	100	200	300	400	500	600	700	60	80
226	261	-	226	261	301	340	379	418	505	639
-	-	-	249	288	331	374	417	460	-	-
291	334	-	291	334	382	429	477	524	626	788
-	-	-	321	368	420	472	524	576	-	-
227	256	-	227	256	289	322	355	388	411	499
-	-	-	250	282	318	354	391	427	-	-

SIDE TABLES

OAK / ASH	270	279	477	476
WALNUT	319	327	640	640

OUTDOOR SIDE TABLES	289	298	510	509
OUTDOOR HPL	1.081	1.115	1.907	1.904

9 ³ / ₄ " × 27 ³ / ₄ " (25 × 70)	9 ³ / ₄ " × 37 ³ / ₄ " (25 × 95)	37 ³ / ₄ " × 27 ³ / ₄ " (95 × 70)	37 ³ / ₄ " × 37 ³ / ₄ " (95 × 95)
270	279	477	476
319	327	640	640
289	298	510	509
1.081	1.115	1.907	1.904

SIDE TABLE 25 × 70 SOLID WOOD SLATS
w 9³/₄" × d 27³/₄" × h 3⁴/₄"
w 25 × d 70 × h 2 cm



SIDE TABLE 25 × 95 SOLID WOOD SLATS
w 9³/₄" × d 37³/₄" × h 3⁴/₄"
w 25 × d 95 × h 2 cm



SIDE TABLE 95 × 70 SOLID WOOD SLATS
w 37³/₄" × d 27³/₄" × h 3⁴/₄"
w 95 × d 70 × h 2 cm



SIDE TABLE 95 × 95 SOLID WOOD SLATS
w 37³/₄" × d 37³/₄" × h 3⁴/₄"
w 95 × d 95 × h 2 cm



SIDE TABLE 25 × 70 INDOOR SOLID WOOD / OUTDOOR HPL
w 9³/₄" × d 27³/₄" × h 3⁴/₄" / 3⁴/₄"
w 25 × d 70 × h 2 / 1.3 cm



SIDE TABLE 25 × 95 INDOOR SOLID WOOD / OUTDOOR HPL
w 9³/₄" × d 37³/₄" × h 3⁴/₄" / 3⁴/₄"
w 25 × d 95 × h 2 / 1.3 cm



SIDE TABLE 95 × 70 INDOOR SOLID WOOD / OUTDOOR HPL
w 37³/₄" × d 27³/₄" × h 3⁴/₄" / 3⁴/₄"
w 95 × d 70 × h 2 / 1.3 cm



SIDE TABLE 95 × 95 INDOOR SOLID WOOD / OUTDOOR HPL
w 37³/₄" × d 37³/₄" × h 3⁴/₄" / 3⁴/₄"
w 95 × d 95 × h 2 / 1.3 cm



w - width / d - depth / h - height

All prices are in USD

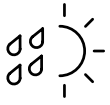
NOTE

- SIDE TABLES ARE NOT AVAILABLE IN BLACK OR ANY OTHER COLOUR LACQUERS
- FOR INDOOR, WE RECOMMEND USING LACQUERED WOOD FINISH FOR EASIER MAINTENANCE

Convert

modular sofa

COMPONENTS



METAL BASES

70
L= 17¾" (45 cm)

95
L= 27¾" (70 cm)

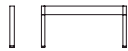
120
L= 37¾" (95 cm)

	70 L= 17¾" (45 cm)	95 L= 27¾" (70 cm)	190 L= 65" (165 cm)	215 L= 74¾" (190 cm)	240 L= 84¾" (215 cm)
	-	342	577	628	-
	342	387	585	666	795
	361	423	706	-	-

1 - length

All prices are in USD

INDOOR LEGS



METAL BASES OUTDOOR

70
L= 17¾" (45 cm)

95
L= 27¾" (70 cm)

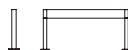
120
L= 37¾" (95 cm)

	70 L= 17¾" (45 cm)	95 L= 27¾" (70 cm)	190 L= 65" (165 cm)	215 L= 74¾" (190 cm)	240 L= 84¾" (215 cm)
	-	377	635	690	-
	377	425	644	732	875
	397	466	777	-	-

1 - length

All prices are in USD

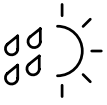
OUTDOOR LEGS



Convert

modular sofa

SUGGESTED COMPOSITIONS



3SEATER	3SEATER	1SEATER	CHAISE LONGUE	POUF / BENCH
<p>3SEATER w 74 3/4" x d 37 3/4" x h 26 3/4" w 190 x d 95 x h 68 cm</p>	<p>3SEATER w 84 3/4" x d 37 3/4" x h 26 3/4" w 215 x d 95 x h 68 cm</p>	<p>1SEATER ARMCHAIR w 37 3/4" x d 30 3/4" x h 26 3/4" w 96 x d 78 x h 68 cm</p>	<p>CHAISE LONGUE w 47 1/4" x d 74 3/4" x h 26 3/4" w 120 x d 190 x h 68 cm</p>	<p>POUF / BENCH w 37 3/4" x d 27 3/4" x h 17 1/4" w 95 x d 70 x h 44 cm</p>
<p>3SEATER w 74 3/4" x d 37 3/4" x h 26 3/4" w 190 x d 95 x h 68 cm</p>	<p>3SEATER w 84 3/4" x d 37 3/4" x h 26 3/4" w 215 x d 95 x h 68 cm</p>	<p>1SEATER w 47 1/4" x d 37 3/4" x h 26 3/4" w 120 x d 95 x h 68 cm</p>		<p>POUF / BENCH w 47 1/4" x d 27 3/4" x h 17 1/4" w 120 x d 70 x h 44 cm</p>
<p>3SEATER w 84 3/4" x d 37 3/4" x h 26 3/4" w 215 x d 95 x h 68 cm</p>	<p>3SEATER w 84 3/4" x d 37 3/4" x h 26 3/4" w 215 x d 95 x h 68 cm</p>	<p>1SEATER w 47 1/4" x d 37 3/4" x h 26 3/4" w 120 x d 95 x h 68 cm</p>		<p>POUF / BENCH w 37 3/4" x d 37 3/4" x h 17 1/4" w 95 x d 95 x h 44 cm</p>
<p>3SEATER SOFA w 94 3/4" x d 37 3/4" x h 26 3/4" w 240 x d 95 x h 68 cm</p>	<p>3SEATER w 94 3/4" x d 37 3/4" x h 26 3/4" w 240 x d 95 x h 68 cm</p>	<p>1SEATER w 47 1/4" x d 37 3/4" x h 26 3/4" w 120 x d 95 x h 68 cm</p>		<p>POUF / BENCH w 47 1/4" x d 37 3/4" x h 17 1/4" w 120 x d 95 x h 44 cm</p>
	<p>3SEATER w 94 3/4" x d 37 3/4" x h 26 3/4" w 240 x d 95 x h 68 cm</p>	<p>1SEATER w 47 1/4" x d 37 3/4" x h 26 3/4" w 120 x d 95 x h 68 cm</p>		<p>POUF / BENCH w 74 3/4" x d 27 3/4" x h 17 1/4" w 190 x d 70 x h 44 cm</p>
				<p>POUF / BENCH w 84 3/4" x d 27 3/4" x h 17 1/4" w 215 x d 70 x h 44 cm</p>

Dobra

chair



DESIGN: NUMEN/FOR USE, 2016

Dobra is based on the traditional typology of a wooden chair with an upholstered seat. The chair's character is defined by a double, symmetrically placed leg cones. On the cone's joint, the axis changes the angle in order to meet the functional geometry parameters, and simultaneously introduce dynamics into the conservative form of an archetypal wooden chair with armrests.

BASE	solid wood + oil, lacquer or colour lacquer
SEAT	moulded foam
UPHOLSTERY	fabric / leather

MANDATORY TO SPECIFY

- **wood finishing** i.e. OAK nature
- **upholstery** i.e. 166 HALLINGDAL 65 500



CHAIR

w 23³/₄" × d 21¹/₄" × h 31"
w 59 × d 54 × h 79 cm



OAK / ASH /
COLOUR LACQUER

SITTING HEIGHT 19" (48 cm)

COF	COL	100	200	300	400	500	600	700	60	80
872	895	-	872	895	922	948	974	1000	989	1049

w - width / d - depth / h - height

All prices are in USD

NOTE

- DOBRA IS AVAILABLE IN OAK OR ASH, WALNUT IS NOT AVAILABLE
- WE RECOMMEND USING LACQUERED WOOD FINISH FOR AN EASIER MAINTENANCE

Echo

modular sofa



DESIGN: GRUPA, 2021

The **Echo** modular sofa provides an exceptionally relaxing experience of lying on the most comfortable bed. This sumptuous quality of comfort extends to the overall design of the sofa, and is especially accentuated in its seating cushion. The sofa is suitable for informal sitting and lying down, as the backrest and armrest are ergonomically adapted for relaxed reclining. Echo is also available in regular seating depth modules and can be used in the business premises. The whole system is supremely modular as it allows diverse combinations in terms of length and width. Echo comes in textile or in combination with leather on the outer sides of the backrest and armrests.

STRUCTURE	metal frame, solid wood, plywood	SEAT	HR foam, feathers
SUSPENSION	GOODSIDE® slats	BACKREST	injected moulded foam, polyester wadding
BASE	steel rod \varnothing 16 mm, steel plate + powder coating	UPHOLSTERY	fabric (removable) / fabric + leather (removable) / leather

MANDATORY TO SPECIFY

- number of the composition or modules specification and dimensions
- upholstery i.e. 166 HALLINGDAL 65 500
- number of connectors: i.e. 1 pcs
- sketch of the configuration



ARMCHAIR

w 44 $\frac{3}{4}$ " x d 39 $\frac{1}{4}$ " x h 27 $\frac{1}{4}$ "
w 113 x d 100 x h 69 cm



FABRIC + LEATHER 60

FABRIC + LEATHER 80

ALL LEATHER

SITTING HEIGHT 43 cm, SITTING DEPTH 75 cm, SITTING DEPTH DEEP SOFA 100 cm

	COF	COL	100	200	300	400	500	600	700	60	80
FABRIC	-	-	-	3.515	3.763	4.039	4.315	4.590	4.866	-	-
FABRIC + LEATHER 60	-	-	-	4.371	4.518	4.682	4.845	5.009	5.172	-	-
FABRIC + LEATHER 80	-	-	-	4.789	4.936	5.099	5.263	5.427	5.590	-	-
ALL LEATHER	-	-	-	-	-	-	-	-	-	5.698	6.581

ARMCHAIR 138

w 54 $\frac{1}{4}$ " x d 39 $\frac{1}{4}$ " x h 27 $\frac{1}{4}$ "
w 138 x d 100 x h 69 cm



FABRIC + LEATHER 60

FABRIC + LEATHER 80

ALL LEATHER

	COF	COL	100	200	300	400	500	600	700	60	80
FABRIC	-	-	-	3.948	4.239	4.562	4.886	5.210	5.533	-	-
FABRIC + LEATHER 60	-	-	-	4.961	5.134	5.325	5.516	5.707	5.899	-	-
FABRIC + LEATHER 80	-	-	-	5.453	5.625	5.816	6.007	6.199	6.390	-	-
ALL LEATHER	-	-	-	-	-	-	-	-	-	6.446	7.482

w - width / d - depth / h - height

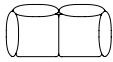
All prices are in USD

Echo

modular sofa

2SEATER SOFA

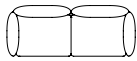
w 78" × d 39¼" × h 27¼"
w 198 × d 100 × h 69 cm



	COF	COL	100	200	300	400	500	600	700	60	80
FABRIC	-	-	-	5.158	5.543	5.972	6.400	6.829	7.257	-	-
FABRIC + LEATHER 60	-	-	-	6.517	6.746	7.002	7.257	7.513	7.768	-	-
FABRIC + LEATHER 80	-	-	-	7.153	7.382	7.638	7.893	8.149	8.404	-	-
ALL LEATHER	-	-	-	-	-	-	-	-	-	8.480	9.851

2.5SEATER SOFA

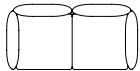
w 97¾" × d 39¼" × h 27¼"
w 248 × d 100 × h 69 cm



	COF	COL	100	200	300	400	500	600	700	60	80
FABRIC	-	-	-	5.820	6.253	6.734	7.215	7.696	8.176	-	-
FABRIC + LEATHER 60	-	-	-	7.437	7.679	7.948	8.217	8.486	8.754	-	-
FABRIC + LEATHER 80	-	-	-	8.214	8.456	8.725	8.993	9.262	9.531	-	-
ALL LEATHER	-	-	-	-	-	-	-	-	-	9.487	11.026

2.5SEATER SOFA DEEP, ARMRESTS 110

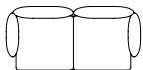
w 97¾" × d 49¼" × h 27¼"
w 248 × d 125 × h 69 cm



	COF	COL	100	200	300	400	500	600	700	60	80
FABRIC	-	-	-	6.643	7.172	7.760	8.348	8.936	9.524	-	-
FABRIC + LEATHER 60	-	-	-	8.593	8.880	9.198	9.516	9.834	10.152	-	-
FABRIC + LEATHER 80	-	-	-	9.540	9.826	10.144	10.462	10.780	11.098	-	-
ALL LEATHER	-	-	-	-	-	-	-	-	-	11.020	12.902

2.5SEATER SOFA DEEP, ARMRESTS 85

w 97¾" × d 49¼" × h 27¼"
w 248 × d 125 × h 69 cm



	COF	COL	100	200	300	400	500	600	700	60	80
FABRIC	-	-	-	6.461	6.960	7.514	8.068	8.622	9.176	-	-
FABRIC + LEATHER 60	-	-	-	8.303	8.572	8.871	9.170	9.468	9.767	-	-
FABRIC + LEATHER 80	-	-	-	9.194	9.463	9.761	10.060	10.359	10.658	-	-
ALL LEATHER	-	-	-	-	-	-	-	-	-	10.617	12.390

3SEATER SOFA

w 111¾" × d 39¼" × h 27¼"
w 283 × d 100 × h 69 cm



	COF	COL	100	200	300	400	500	600	700	60	80
FABRIC	-	-	-	6.842	7.322	7.856	8.389	8.922	9.456	-	-
FABRIC + LEATHER 60	-	-	-	8.631	8.948	9.300	9.651	10.003	10.355	-	-
FABRIC + LEATHER 80	-	-	-	9.479	9.796	10.148	10.499	10.851	11.203	-	-
ALL LEATHER	-	-	-	-	-	-	-	-	-	11.009	12.716

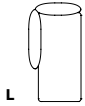
w - width / d - depth / h - height

All prices are in USD

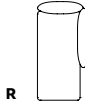
Echo

modular sofa

**CHAISE LONGUE
+ ARMREST 110 (L/R)**
w 39¼" × d 72¾" × h 27¼"
w 100 × d 185 × h 69 cm



L



R

	COF	COL	100	200	300	400	500	600	700	60	80
FABRIC	-	-	-	3.976	4.251	4.557	4.863	5.169	5.475	-	-
FABRIC + LEATHER 60	-	-	-	5.022	5.183	5.361	5.539	5.718	5.896	-	-
FABRIC + LEATHER 80	-	-	-	5.524	5.685	5.863	6.042	6.220	6.398	-	-
ALL LEATHER	-	-	-	-	-	-	-	-	-	6.282	7.261

**CHAISE LONGUE
+ ARMREST 85 (L/R)**
w 39¼" × d 63" × h 27¼"
w 100 × d 160 × h 69 cm



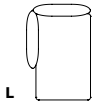
L



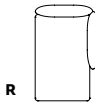
R

	COF	COL	100	200	300	400	500	600	700	60	80
FABRIC	-	-	-	3.578	3.826	4.102	4.377	4.652	4.928	-	-
FABRIC + LEATHER 60	-	-	-	4.520	4.665	4.825	4.985	5.146	5.306	-	-
FABRIC + LEATHER 80	-	-	-	4.972	5.116	5.277	5.437	5.598	5.758	-	-
ALL LEATHER	-	-	-	-	-	-	-	-	-	5.654	6.535

**CHAISE LONGUE 125
+ ARMREST 110 (L/R)**
w 49¼" × d 72¾" × h 27¼"
w 125 × d 185 × h 69 cm



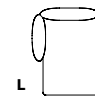
L



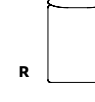
R

	COF	COL	100	200	300	400	500	600	700	60	80
FABRIC	-	-	-	4.610	4.957	5.343	5.729	6.115	6.501	-	-
FABRIC + LEATHER 60	-	-	-	5.879	6.076	6.295	6.515	6.734	6.953	-	-
FABRIC + LEATHER 80	-	-	-	6.481	6.678	6.898	7.117	7.336	7.555	-	-
ALL LEATHER	-	-	-	-	-	-	-	-	-	7.446	8.681

**CHAISE LONGUE 125
+ ARMREST 85 (L/R)**
w 49¼" × d 63" × h 27¼"
w 125 × d 160 × h 69 cm



L



R

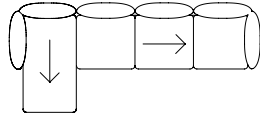
	COF	COL	100	200	300	400	500	600	700	60	80
FABRIC	-	-	-	4.149	4.462	4.809	5.156	5.504	5.851	-	-
FABRIC + LEATHER 60	-	-	-	5.291	5.469	5.666	5.863	6.060	6.258	-	-
FABRIC + LEATHER 80	-	-	-	5.833	6.011	6.208	6.405	6.603	6.800	-	-
ALL LEATHER	-	-	-	-	-	-	-	-	-	6.701	7.813

w - width / d - depth / h - height

All prices are in USD

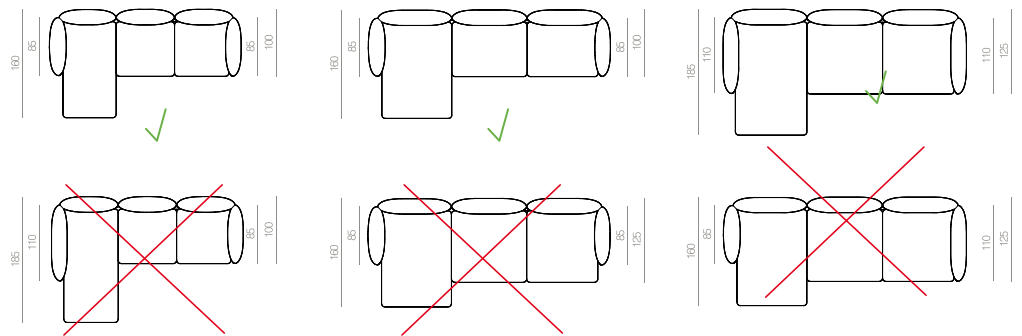
Echo

modular sofa



NOTE

- WHEN ASSEMBLING THE COMPOSITIONS WITH AN EXTENDED PART, THE DIRECTION OF THE FABRIC ON THE EXTENDED PART HAS TO FOLLOW THE LONGER SIDE, SO THAT IT IS ROTATED BY 90 DEGREES IN RELATION TO THE REST OF THE SET.



- WITH MODULAR SETS, IT IS NOT POSSIBLE TO COMBINE DIFFERENT MODULE WIDTHS, TYPES OF FABRIC OR COLOURS OF THE FABRIC ON THE SAME SET. WHEN ASSEMBLING COMPOSITIONS, ADJUST THE DEPTHS OF THE ARMRESTS TO FOLLOW A SINGLE ARMREST LENGTH IN THE SAME DIRECTION. WHEN SELECTING, TAKE INTO ACCOUNT THE DEPTH OF THE MODULE, WITH THE EXCEPTION OF THE EXTENDED PART WHERE THE PRIMARY CHOICE DEPENDS ON THE LENGTH OF THE ARMREST.

Echo

modular sofa

POUF

w 33 $\frac{3}{4}$ " x d 31 $\frac{3}{4}$ " x h 17"
w 85 x d 80 x h 43 cm



	COF	COL	100	200	300	400	500	600	700	60	80
FABRIC	-	-	-	1.644	1.735	1.837	1.939	2.040	2.142	-	-
FABRIC + LEATHER 60	-	-	-	1.937	1.993	2.056	2.119	2.181	2.244	-	-
FABRIC + LEATHER 80	-	-	-	2.073	2.129	2.192	2.255	2.317	2.380	-	-
ALL LEATHER	-	-	-	-	-	-	-	-	-	2.448	2.774

POUF 105

w 41 $\frac{1}{4}$ " x d 31 $\frac{3}{4}$ " x h 17"
w 105 x d 80 x h 43 cm



	COF	COL	100	200	300	400	500	600	700	60	80
FABRIC	-	-	-	1.954	2.073	2.205	2.337	2.469	2.601	-	-
FABRIC + LEATHER 60	-	-	-	2.339	2.412	2.493	2.574	2.655	2.736	-	-
FABRIC + LEATHER 80	-	-	-	2.517	2.590	2.671	2.752	2.833	2.914	-	-
ALL LEATHER	-	-	-	-	-	-	-	-	-	2.960	3.383

1SEATER

w 34 $\frac{1}{4}$ " x d 39 $\frac{1}{4}$ " x h 27 $\frac{1}{4}$ "
w 87 x d 100 x h 69 cm



	COF	COL	100	200	300	400	500	600	700	60	80
FABRIC	-	-	-	2.258	2.402	2.561	2.721	2.880	3.040	-	-
FABRIC + LEATHER 60	-	-	-	2.737	2.824	2.920	3.016	3.113	3.209	-	-
FABRIC + LEATHER 80	-	-	-	2.965	3.052	3.148	3.245	3.341	3.437	-	-
ALL LEATHER	-	-	-	-	-	-	-	-	-	3.516	4.026

1SEATER + ARMREST (L/R)

w 39 $\frac{1}{4}$ " x d 39 $\frac{1}{4}$ " x h 27 $\frac{1}{4}$ "
w 100 x d 100 x h 69 cm



	COF	COL	100	200	300	400	500	600	700	60	80
FABRIC	-	-	-	2.825	3.017	3.230	3.443	3.656	3.869	-	-
FABRIC + LEATHER 60	-	-	-	3.474	3.589	3.717	3.845	3.972	4.100	-	-
FABRIC + LEATHER 80	-	-	-	3.788	3.903	4.031	4.159	4.286	4.414	-	-
ALL LEATHER	-	-	-	-	-	-	-	-	-	4.509	5.191

w - width / d - depth / h - height

All prices are in USD

Echo

modular sofa

1.5SEATER

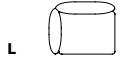
w 44" × d 39¼" × h 27¼"
w 112 × d 100 × h 69 cm



	COF	COL	100	200	300	400	500	600	700	60	80
FABRIC	-	-	-	2.681	2.867	3.074	3.281	3.487	3.694	-	-
FABRIC + LEATHER 60	-	-	-	3.311	3.423	3.547	3.671	3.796	3.920	-	-
FABRIC + LEATHER 80	-	-	-	3.610	3.721	3.846	3.970	4.094	4.219	-	-
ALL LEATHER	-	-	-	-	-	-	-	-	-	4.307	4.969

1.5SEATER + ARMREST (L/R)

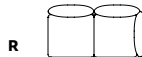
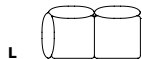
w 49¼" × d 39¼" × h 27¼"
w 125 × d 100 × h 69 cm



	COF	COL	100	200	300	400	500	600	700	60	80
FABRIC	-	-	-	3.155	3.370	3.610	3.849	4.088	4.328	-	-
FABRIC + LEATHER 60	-	-	-	3.954	4.075	4.209	4.344	4.478	4.613	-	-
FABRIC + LEATHER 80	-	-	-	4.338	4.459	4.594	4.728	4.863	4.997	-	-
ALL LEATHER	-	-	-	-	-	-	-	-	-	5.012	5.777

2SEATER + ARMREST (L/R)

w 72¾" × d 39¼" × h 27¼"
w 185 × d 100 × h 69 cm



	COF	COL	100	200	300	400	500	600	700	60	80
FABRIC	-	-	-	4.678	5.010	5.379	5.747	6.116	6.485	-	-
FABRIC + LEATHER 60	-	-	-	5.850	6.052	6.276	6.500	6.724	6.948	-	-
FABRIC + LEATHER 80	-	-	-	6.417	6.619	6.843	7.067	7.291	7.515	-	-
ALL LEATHER	-	-	-	-	-	-	-	-	-	7.539	8.718

2.5SEATER + ARMREST (L/R)

w 92¾" × d 39¼" × h 27¼"
w 235 × d 100 × h 69 cm



	COF	COL	100	200	300	400	500	600	700	60	80
FABRIC	-	-	-	5.364	5.767	6.215	6.664	7.112	7.560	-	-
FABRIC + LEATHER 60	-	-	-	6.810	7.043	7.301	7.560	7.819	8.078	-	-
FABRIC + LEATHER 80	-	-	-	7.501	7.734	7.992	8.251	8.510	8.769	-	-
ALL LEATHER	-	-	-	-	-	-	-	-	-	8.746	10.181

w - width / d - depth / h - height

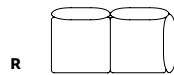
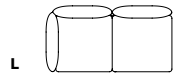
All prices are in USD

Echo

modular sofa

2.5SEATER DEEP + ARMREST 110 (L/R)

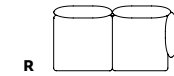
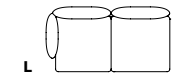
w 92¾" × d 49¼" × h 27¼"
w 235 × d 125 × h 69 cm



	COF	COL	100	200	300	400	500	600	700	60	80
FABRIC	-	-	-	6.019	6.477	6.987	7.496	8.005	8.515	-	-
FABRIC + LEATHER 60	-	-	-	7.844	8.095	8.374	8.653	8.932	9.211	-	-
FABRIC + LEATHER 80	-	-	-	8.679	8.930	9.209	9.488	9.767	10.046	-	-
ALL LEATHER	-	-	-	-	-	-	-	-	-	9.813	11.443

2.5SEATER DEEP + ARMREST 85 (L/R)

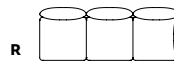
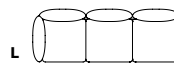
w 92¾" × d 49¼" × h 27¼"
w 235 × d 125 × h 69 cm



	COF	COL	100	200	300	400	500	600	700	60	80
FABRIC	-	-	-	5.908	6.352	6.844	7.336	7.829	8.321	-	-
FABRIC + LEATHER 60	-	-	-	7.674	7.916	8.185	8.455	8.724	8.994	-	-
FABRIC + LEATHER 80	-	-	-	8.481	8.724	8.993	9.262	9.532	9.801	-	-
ALL LEATHER	-	-	-	-	-	-	-	-	-	9.592	11.168

3SEATER + ARMREST (L/R)

w 106¼" × d 39¼" × h 27¼"
w 270 × d 100 × h 69 cm



	COF	COL	100	200	300	400	500	600	700	60	80
FABRIC	-	-	-	6.310	6.745	7.228	7.712	8.195	8.678	-	-
FABRIC + LEATHER 60	-	-	-	7.978	8.266	8.587	8.907	9.228	9.548	-	-
FABRIC + LEATHER 80	-	-	-	8.764	9.053	9.373	9.694	10.014	10.335	-	-
ALL LEATHER	-	-	-	-	-	-	-	-	-	10.076	11.623

CUSHIONS LUX FILLING: FEATHER

CUSHION 17¾" × 17¾"
45 × 45 cm *



CUSHION 21¾" × 21¾"
55 × 55 cm *



	COF	COL	100	200	300	400	500	600	700	60	80
FABRIC	-	-	-	149	177	208	240	271	302	364	468
LEATHER	-	-	-	170	203	240	276	313	350	455	591

CONNECTOR

w 17¾" × d 5"
w 45 × d 12.5 cm



48

COMPOSITIONS AND MODULES MUST BE JOINED WITH A CONNECTOR, WHICH NEEDS TO BE ORDERED ADDITIONALLY

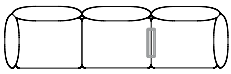
w - width / d - depth / h - height

All prices are in USD

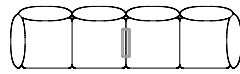
Echo

modular sofa

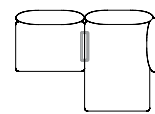
2,5SEATER + ARMREST L
w 92 $\frac{3}{4}$ " x d 39 $\frac{1}{4}$ " x h 27 $\frac{1}{4}$ "
1,5SEATER + ARMREST R
w 49 $\frac{1}{4}$ " x d 39 $\frac{1}{4}$ " x h 27 $\frac{1}{4}$ "
CONNECTOR
w 17 $\frac{3}{4}$ " x d 5"



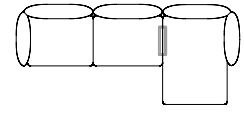
2SEATER + ARMREST L
w 72 $\frac{3}{4}$ " x d 39 $\frac{1}{4}$ " x h 27 $\frac{1}{4}$ "
2SEATER + ARMREST R
w 72 $\frac{3}{4}$ " x d 39 $\frac{1}{4}$ " x h 27 $\frac{1}{4}$ "
CONNECTOR
w 17 $\frac{3}{4}$ " x d 5"



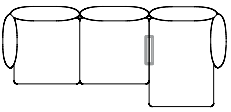
1,5SEATER
w 44" x d 39 $\frac{1}{4}$ " x h 27 $\frac{1}{4}$ "
CHAISE LONGUE 125 + ARMREST 85 R
w 49 $\frac{1}{4}$ " x d 63" x h 27 $\frac{1}{4}$ "
CONNECTOR
w 17 $\frac{3}{4}$ " x d 5"



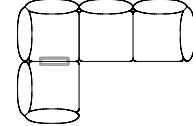
2,5SEATER + ARMREST L
w 92 $\frac{3}{4}$ " x d 39 $\frac{1}{4}$ " x h 27 $\frac{1}{4}$ "
CHAISE LONGUE 125 + ARMREST 85 R
w 49 $\frac{1}{4}$ " x d 63" x h 27 $\frac{1}{4}$ "
CONNECTOR
w 17 $\frac{3}{4}$ " x d 5"



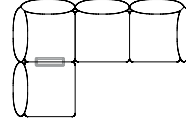
2,5SEATER DEEP + ARMREST 85 L
w 235 x d 125 x h 69 cm
CHAISE LONGUE 125 + ARMREST 85 R
w 49 $\frac{1}{4}$ " x d 63" x h 27 $\frac{1}{4}$ "
CONNECTOR
w 17 $\frac{3}{4}$ " x d 5"



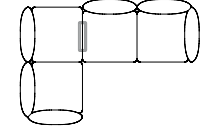
3SEATER SOFA
w 111 $\frac{3}{4}$ " x d 39 $\frac{1}{4}$ " x h 27 $\frac{1}{4}$ "
1SEATER + ARMREST L
w 39 $\frac{1}{4}$ " x d 39 $\frac{1}{4}$ " x h 27 $\frac{1}{4}$ "
CONNECTOR
w 17 $\frac{3}{4}$ " x d 5"



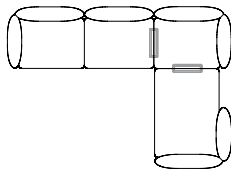
3SEATER SOFA
w 111 $\frac{3}{4}$ " x d 39 $\frac{1}{4}$ " x h 27 $\frac{1}{4}$ "
1SEATER
w 34 $\frac{1}{4}$ " x d 39 $\frac{1}{4}$ " x h 27 $\frac{1}{4}$ "
CONNECTOR
w 17 $\frac{3}{4}$ " x d 5"



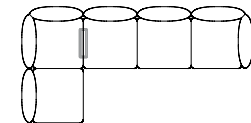
2SEATER + ARMREST L
w 72 $\frac{3}{4}$ " x d 39 $\frac{1}{4}$ " x h 27 $\frac{1}{4}$ "
2SEATER + ARMREST R
w 72 $\frac{3}{4}$ " x d 39 $\frac{1}{4}$ " x h 27 $\frac{1}{4}$ "
CONNECTOR
w 17 $\frac{3}{4}$ " x d 5"



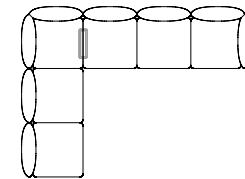
2,5SEATER + ARMREST L
w 92 $\frac{3}{4}$ " x d 39 $\frac{1}{4}$ " x h 27 $\frac{1}{4}$ "
1,5SEATER + ARMREST R
w 49 $\frac{1}{4}$ " x d 39 $\frac{1}{4}$ " x h 27 $\frac{1}{4}$ "
CHAISE LONGUE 125 + ARMREST 85 L
w 49 $\frac{1}{4}$ " x d 63" x h 27 $\frac{1}{4}$ "
2 x CONNECTOR
w 17 $\frac{3}{4}$ " x d 5"



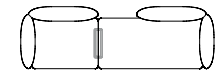
2SEATER + ARMREST R
w 72 $\frac{3}{4}$ " x d 39 $\frac{1}{4}$ " x h 27 $\frac{1}{4}$ "
3SEATER + ARMREST R
w 106 $\frac{1}{4}$ " x d 39 $\frac{1}{4}$ " x h 27 $\frac{1}{4}$ "
CONNECTOR
w 17 $\frac{3}{4}$ " x d 5"



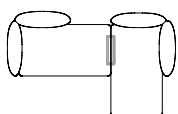
2 x 3SEATER + ARMREST R
w 106 $\frac{1}{4}$ " x d 39 $\frac{1}{4}$ " x h 27 $\frac{1}{4}$ "
CONNECTOR
w 17 $\frac{3}{4}$ " x d 5"



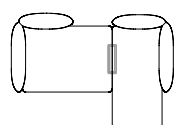
1,5SEATER + ARMREST L
w 49 $\frac{1}{4}$ " x d 39 $\frac{1}{4}$ " x h 27 $\frac{1}{4}$ "
CHAISE LONGUE + ARMREST 110 L
w 39 $\frac{1}{4}$ " x d 72 $\frac{3}{4}$ " x h 27 $\frac{1}{4}$ "
CONNECTOR
w 17 $\frac{3}{4}$ " x d 5"



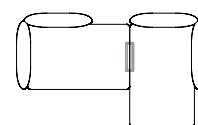
2 x CHAISE LONGUE + ARMREST 85 R
w 39 $\frac{1}{4}$ " x d 63" x h 27 $\frac{1}{4}$ "
CONNECTOR
w 17 $\frac{3}{4}$ " x d 5"



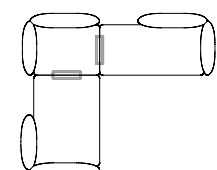
CHAISE LONGUE 125 + ARMREST 85 R
w 49 $\frac{1}{4}$ " x d 63" x h 27 $\frac{1}{4}$ "
CHAISE LONGUE + ARMREST 110 R
w 39 $\frac{1}{4}$ " x d 72 $\frac{3}{4}$ " x h 27 $\frac{1}{4}$ "
CONNECTOR
w 17 $\frac{3}{4}$ " x d 5"



2 x CHAISE LONGUE 125 + ARMREST 110 R
w 125 x d 185 x h 69 cm
CONNECTOR
w 17 $\frac{3}{4}$ " x d 5"



CHAISE LONGUE 125 + ARMREST 85 R
w 49 $\frac{1}{4}$ " x d 63" x h 27 $\frac{1}{4}$ "
1,5SEATER + ARMREST L
w 49 $\frac{1}{4}$ " x d 39 $\frac{1}{4}$ " x h 27 $\frac{1}{4}$ "
CHAISE LONGUE + ARMREST 110 L
w 39 $\frac{1}{4}$ " x d 72 $\frac{3}{4}$ " x h 27 $\frac{1}{4}$ "
2 x CONNECTOR
w 17 $\frac{3}{4}$ " x d 5"



Echo

modular sofa

2SEATER SOFA

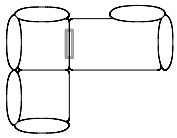
w 198 × d 100 × h 69 cm

CHAISE LONGUE + ARMREST 85 L

w 49¼" × d 63" × h 27¼"

CONNECTOR

w 17¾" × d 5"



2SEATER SOFA 85 DEEP

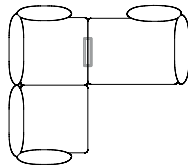
w 248 × d 125 × h 69 cm

CHAISE LONGUE 125 + ARMREST 85 L

w 49¼" × d 63" × h 27¼"

CONNECTOR

w 17¾" × d 5"



CHAISE LONGUE + ARMREST 110 R

w 39¼" × d 72¾" × h 27¼"

1,5SEATER + ARMREST R

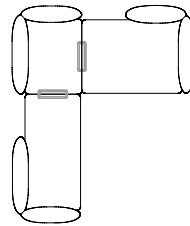
w 49¼" × d 39¼" × h 27¼"

CHAISE LONGUE 125 + ARMREST 85 L

w 49¼" × d 63" × h 27¼"

2 × CONNECTOR

w 17¾" × d 5"



w - width / d - depth / h - height

NOTE

- WHEN ASSEMBLING LARGER COMPOSITIONS, CHOOSE LARGER MODULES (E.G. A THREE-SEATER OR TWO-SEATER WITH A FOUR-LEGGED METAL CONSTRUCTION) TO AVOID UNNECESSARY LEGS ON THE FINISHED SET.

Elegance

sofa



DESIGN: PROSTORIA DESIGN TEAM, 2011

Elegance sofa is a perfect combination of comfort and reduced volume in a sophisticated way. Its clear lines are softened with rounded wide seat cushions which can be feather-filled for additional comfort.

STRUCTURE	solid wood, plywood
SUSPENSION	wave springs
SEAT & BACKREST	HR foam, polyester wadding / feather

BASE	lacquered wood / powder coated or polished metal
UPHOLSTERY	fabric / leather (removable)
LUX	model with feather filling

MANDATORY TO SPECIFY

- legs *i.e.* BLACK
- upholstery *i.e.* 166 HALLINGDAL 65 500



ARMCHAIR

w 31 $\frac{3}{4}$ " x d 25 $\frac{3}{4}$ " x h 31 $\frac{3}{4}$ "
w 80 x d 65 x h 80 cm



2SEATER SOFA

w 63" x d 35 $\frac{3}{4}$ " x h 31 $\frac{3}{4}$ "
w 160 x d 90 x h 80 cm



SITTING HEIGHT WITH 6 $\frac{1}{4}$ " (16 cm) LEGS IS 16 $\frac{3}{4}$ " (42 cm), WITH 8 $\frac{1}{4}$ " (21 cm) LEGS IS 18 $\frac{3}{4}$ " (47 cm), SITTING DEPTH 20" (51 cm), ARMREST HEIGHT 24 $\frac{3}{4}$ " (62 cm)

	COF	COL	100	200	300	400	500	600	700	60	80
	1.876	2.000	-	2.000	2.159	2.335	2.512	2.689	2.865	4.015	4.807
LUX	2.095	2.218	-	2.218	2.377	2.554	2.730	2.907	3.084	4.264	5.056

	COF	COL	100	200	300	400	500	600	700	60	80
	2.837	3.055	-	3.055	3.334	3.644	3.955	4.265	4.575	6.484	7.864
LUX	3.236	3.453	-	3.453	3.733	4.043	4.353	4.664	4.974	6.910	8.291

w - width / d - depth / h - height

All prices are in USD

Elegance

sofa

3SEATER SOFA

w 78 $\frac{3}{4}$ " x d 35 $\frac{3}{4}$ " x h 31 $\frac{3}{4}$ "
w 200 x d 90 x h 80 cm



	COF	COL	100	200	300	400	500	600	700	60	80
	3.207	3.462	-	3.462	3.790	4.153	4.517	4.881	5.245	7.564	9.212
LUX	3.632	3.887	-	3.887	4.214	4.578	4.942	5.306	5.670	8.021	9.669

4SEATER SOFA

w 94 $\frac{3}{4}$ " x d 35 $\frac{3}{4}$ " x h 31 $\frac{3}{4}$ "
w 240 x d 90 x h 80 cm



	COF	COL	100	200	300	400	500	600	700	60	80
	3.755	4.051	-	4.051	4.432	4.855	5.277	5.700	6.123	8.848	10.764
LUX	4.333	4.629	-	4.629	5.009	5.432	5.855	6.277	6.700	9.465	11.381

POUF

w 31 $\frac{3}{4}$ " x d 23 $\frac{3}{4}$ " x h 16 $\frac{3}{4}$ "
w 80 x d 60 x h 42 cm



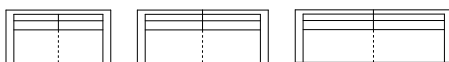
	COF	COL	100	200	300	400	500	600	700	60	80
	1.249	1.339	-	1.339	1.455	1.583	1.712	1.840	1.969	2.535	3.049
LUX	1.399	1.489	-	1.489	1.605	1.733	1.862	1.990	2.118	2.685	3.199

w - width / d - depth / h - height

All prices are in USD



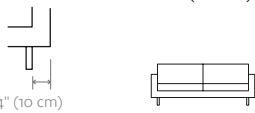



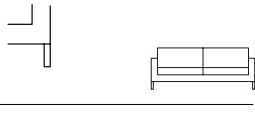

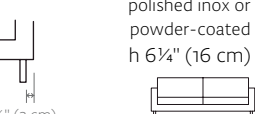

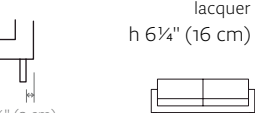

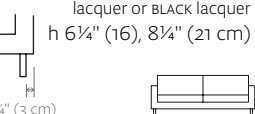

NOTE

- LUX PRESENTS THE PRICE FOR A MODEL WITH FEATHER, LUX NOTIFICATION IS REQUIRED WHEN ORDERING FEATHER FILLING
- 2SEATER SOFA, 3SEATER SOFA AND 4SEATER SOFA ARE ALSO AVAILABLE IN OPTION WITH ONE LONG SEAT CUSHION WITH A CENTRAL SEAM AND TWO BACKREST CUSHIONS



Elegance

BASES

BASES	FOR ARMCHAIR L-773 L = 30 $\frac{1}{4}$ " (77 cm)	FOR SOFA L-825 L = 32 $\frac{3}{4}$ " (83 cm)	FOR POUF L-533 L = 20 $\frac{3}{4}$ " (53 cm)	
METAL LEGS h 6 $\frac{1}{4}$ " (16 cm) 		158	158	158
METAL LEGS INDENTED h 6 $\frac{1}{4}$ " (16 cm) 		158	158	158
METAL LEGS CONNECTED h 6 $\frac{1}{4}$ " (16 cm) 		272	272	272
INOX LEGS CONNECTED h 6 $\frac{1}{4}$ " (16 cm) 		1335	1335	1335
BASES INCLUDED IN PRICE				
ROUND METAL LEGS polished inox or powder-coated h 6 $\frac{1}{4}$ " (16 cm) 				
WOOD WENGE lacquer h 6 $\frac{1}{4}$ " (16 cm) 				
OAK NATURE lacquer or BLACK lacquer h 6 $\frac{1}{4}$ " (16), 8 $\frac{1}{4}$ " (21 cm) 				

All prices are in USD

NOTE

- WOODEN LEGS ARE AVAILABLE IN LACQUER AND BLACK LACQUER, THEY ARE NOT AVAILABLE IN ANY OTHER COLOUR LACQUERS

Fade

sofa bed



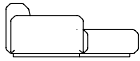
DESIGN: NUMEN/FOR USE, 2018

Fade is a sofa bed system featuring a characteristic, continuous diagonal bevel of edges, applied on all of the elements of the system. This formal fade-out of volumes, varying in depth or height, results in a soft transition of elements, uniting the cuboids of the seat, backrest and armrests.

STRUCTURE	solid wood, plywood	UPHOLSTERY	fabric (removable)
SUSPENSION	wave springs, elastic webbing	MATTRESS	HR foam
SEAT & BACKREST	HR foam, polyester wadding		

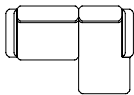
MANDATORY TO SPECIFY

- upholstery i.e. 166 HALLINGDAL 65 500
- sketch of the configuration



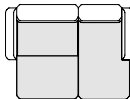
SITTING HEIGHT 15¾" (40 cm), SITTING DEPTH 28¼" (72 cm), ARMREST HEIGHT 22¾" (58 cm)

**2SEATER SOFA
+ CHAISE LONGUE (L/R)**
w 99¼" × d 69" × h 30"
w 252 × d 175 × h 76 cm



**COVER FOR
INNER MATTRESS**

w 99¼" × d 69" × h 30"
w 252 × d 175 × h 76 cm



COF	COL	100	200	300	400	500	600	700	60	80
6.137	-	-	6.492	6.949	7.457	8.034	8.556	9.079	-	-

COF	COL	100	200	300	400	500	600	700	60	80
164	-	-	217	285	361	437	513	589	-	-

MATTRESS 78¾" × 55" (200 × 140 cm)

w - width / d - depth / h - height

All prices are in USD

NOTE

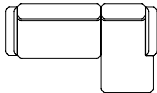
- FADE COMES WITHOUT CUSHIONS
- 2SEATER + CHAISE LONGUE COMES WITHOUT THE COVER FOR THE INNER MATTRESS, IT CAN BE ORDERED SEPARATELY
- CHAISE LONGUE CONTAINS STORAGE FOR BEDDING
- 2SEATER + CHAISE LONGUE COMES WITH PADDED FOAM TO FILL THE GAP BETWEEN THE MATTRESS AND THE CHAISE LONGUE

Fade

sofa bed

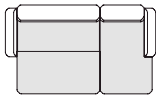
2.5SEATER SOFA + CHAISE LONGUE (L/R)

w 115" × d 69" × h 30"
w 292 × d 175 × h 76 cm



COVER FOR INNER MATTRESS

w 115" × d 69" × h 30"
w 292 × d 175 × h 76 cm




3SEATER SOFA

w 96¾" × d 42¾" × h 30"
w 246 × d 108 × h 76 cm



COVER FOR INNER MATTRESS

w 96¾" × d 42¾" × h 30"
w 246 × d 108 × h 76 cm



w - width / d - depth / h - height

COF	COL	100	200	300	400	500	600	700	60	80
7.019	-	-	7.406	7.903	8.456	9.008	9.561	10.114	-	-

COF	COL	100	200	300	400	500	600	700	60	80
191	-	-	257	342	437	532	627	722	-	-

MATTRESS 94¾" × 55" (240 × 140 cm)

NOTE

- FADE COMES WITHOUT CUSHIONS
- 2.5SEATER + CHAISE LONGUE COMES WITHOUT THE COVER FOR THE INNER MATTRESS, IT CAN BE ORDERED SEPARATELY
- CHAISE LONGUE CONTAINS STORAGE FOR BEDDING
- 2.5SEATER + CHAISE LONGUE COMES WITH PADDED FOAM TO FILL THE GAP BETWEEN THE MATTRESS AND THE CHAISE LONGUE

COF	COL	100	200	300	400	500	600	700	60	80
5.023	-	-	5.308	5.676	6.084	6.492	6.900	7.309	-	-

COF	COL	100	200	300	400	500	600	700	60	80
217	-	-	297	399	513	627	741	854	-	-

MATTRESS 94¾" × 55" (240 × 140 cm)

All prices are in USD

NOTE

- FADE COMES WITHOUT CUSHIONS
- 3SEATER COMES WITHOUT THE COVER FOR THE INNER MATTRESS, IT CAN BE ORDERED SEPARATELY

Frameless

low tables



DESIGN: SANJA KNEZOVIĆ, 2020

Frameless is a member of the Frame collection of low tables. The only difference lies in the thickness of the metal construction. As the name suggests, Frameless has an extremely thin construction that results in a very refined appearance. It can function individually or in a group of low tables. This collection of low tables can be positioned either next to a sitting set or as a table for convenient storage of various items. Frameless contributes to different ways in which space can be used and to the atmosphere of the ambience. It can be as a discreet object or to accentuate a particular space. Surface with a core made of compact is inserted into a thin metal frame.

TABLE TOP	compact	BASE	metal frame 10 × 10 mm + powder coating
-----------	---------	------	---

MANDATORY TO SPECIFY

- metal finishing *i.e.* BLACK
- table top *i.e.* COMPACT BLACK

LOW TABLE 1

w 39¼" × d 39¼" × h 14¼"
w 100 × d 100 × h 35 cm



LOW TABLE 2

w 39¼" × d 27¼" × h 14¼"
w 100 × d 70 × h 35 cm



LOW TABLE 3

w 15¾" × d 15¾" × h 21¾"
w 40 × d 40 × h 55 cm



LOW TABLE 4

w 15¾" × d 15¾" × h 17¾"
w 40 × d 40 × h 45 cm



LOW TABLE 5

w 15¾" × d 21¾" × h 15¾"
w 40 × d 55 × h 40 cm



LOW TABLE 6

w 15¾" × d 17¾" × h 15¾"
w 40 × d 45 × h 40 cm



w - width / d - depth / h - height

	COMPACT BLACK	COMPACT WHITE
Ⓝ	1.307	1.812



	COMPACT BLACK	COMPACT WHITE
Ⓝ	1.083	1.450



	COMPACT BLACK	COMPACT WHITE
Ⓝ	604	696



	COMPACT BLACK	COMPACT WHITE
Ⓝ	589	681



	COMPACT BLACK	COMPACT WHITE
Ⓝ	636	751



	COMPACT BLACK	COMPACT WHITE
Ⓝ	620	735



All prices are in USD

Impression

modular sofa



DESIGN: MEIKE HARDE, 2018

Impression sofa series incorporates elegance and comfort. Low and slim armrests and the backrest shape a gentle impression with curved inner parts for comfortable seating. Filigree but strong legs emphasize a fresh look. Delicate appearance is combined with a special detail on the armrests. An impression on each corner is repeated also on added cushions. The sofa comes also with open end modules, so it can be combined in various compositions.

STRUCTURE	plywood, metal	BASE	metal + powder coating
SUSPENSION	elastic webbing	UPHOLSTERY	fabric (removable)
SEAT & BACKREST	HR foam, polyester wadding	DECORATIVE CUSHIONS	feather

MANDATORY TO SPECIFY

- **modules specification and dimensions**
- **base** i.e. B01
- **metal finishing** i.e. GREY
- **upholstery** i.e. 166 HALLINGDAL 65 500
- **sketch of the configuration**

BASE 01




BASE 02



SITTING HEIGHT 41 cm, SITTING DEPTH 62 cm WITHOUT CUSHIONS

2SEATER SOFA

w 65" × d 35¾" × h 27¾"
w 165 × d 90 × h 70 cm



	COF	COL	100	200	300	400	500	600	700	60	80
B01	3.474	-	-	3.653	3.884	4.140	4.396	4.652	4.908	-	-
B02	3.629	-	-	3.808	4.039	4.295	4.551	4.807	5.063	-	-

2.5SEATER SOFA


w 78¾" × d 35¾" × h 27¾"
w 200 × d 90 × h 70 cm



	COF	COL	100	200	300	400	500	600	700	60	80
B01	3.797	-	-	4.001	4.264	4.556	4.848	5.139	5.431	-	-
B02	3.998	-	-	4.203	4.465	4.757	5.049	5.341	5.633	-	-

3SEATER SOFA

w 92¾" × d 35¾" × h 27¾"
w 235 × d 90 × h 70 cm



	COF	COL	100	200	300	400	500	600	700	60	80
B01	3.970	-	-	4.199	4.494	4.822	5.150	5.478	5.805	-	-
B02	4.172	-	-	4.401	4.696	5.024	5.351	5.679	6.007	-	-



w - width / d - depth / h - height

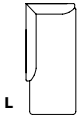
All prices are in USD

Impression

modular sofa

CHAISE LONGUE (L/R)


w 35³/₄" × d 74³/₄"/88³/₄" × h 27³/₄"
w 90 × d 190/225 × h 70 cm



B01	COF	COL	100	200	300	400	500	600	700	60	80
190	4.187	-	-	4.345	4.547	4.773	4.998	5.223	5.449	-	-
225	4.267	4.450	-	4.450	4.685	4.946	5.207	5.468	5.729	-	-
B02	COF	COL	100	200	300	400	500	600	700	60	80
190	4.267	-	-	4.425	4.627	4.853	5.078	5.303	5.529	-	-
225	4.372	-	-	4.554	4.789	5.051	5.312	5.573	5.834	-	-

END UNIT (L/R)

w 74³/₄"/88³/₄" × d 35³/₄" × h 27³/₄"
w 190/225 × d 90 × h 70 cm



B01	COF	COL	100	200	300	400	500	600	700	60	80
190	4.190	-	-	4.371	4.604	4.862	5.121	5.379	5.638	-	-
225	4.386	-	-	4.592	4.857	5.151	5.445	5.740	6.034	-	-
B02	COF	COL	100	200	300	400	500	600	700	60	80
190	4.256	-	-	4.437	4.670	4.928	5.187	5.445	5.704	-	-
225	4.470	-	-	4.676	4.941	5.236	5.530	5.825	6.119	-	-

ARMCHAIR

w 36³/₄" × d 31³/₄" × h 27³/₄"
w 92 × d 80 × h 70 cm



	COF	COL	100	200	300	400	500	600	700	60	80
B01	2.267	-	-	2.393	2.554	2.733	2.912	3.091	3.271	-	-
B02	2.522	-	-	2.647	2.809	2.988	3.167	3.346	3.526	-	-

CUSHIONS LUX FILLING: FEATHER

CUSHION 23³/₄" × 16³/₄"



60 × 42 *

	COF	COL	100	200	300	400	500	600	700	60	80
	299	-	-	299	339	384	429	474	519	-	-

CUSHION 29³/₄" × 17³/₄"



75 × 45 *

	333	-	-	333	380	433	485	538	591	-	-
--	-----	---	---	-----	-----	-----	-----	-----	-----	---	---

NOTE

- WE RECOMMEND ORDERING ADDITIONAL CUSHIONS FOR A MORE COMFORTABLE USE

Impression

modular sofa

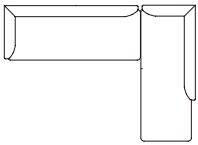
SUGGESTED COMPOSITIONS

END UNIT 225 (L)

88 $\frac{3}{4}$ " x 35 $\frac{3}{4}$ " x 27 $\frac{3}{4}$ "
225 x 90 x 70 cm

CHAISE LONGUE 225 (R)

88 $\frac{3}{4}$ " x 35 $\frac{3}{4}$ " x 27 $\frac{3}{4}$ "
225 x 90 x 70 cm

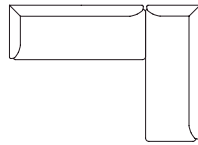


END UNIT 225 (L)

88 $\frac{3}{4}$ " x 35 $\frac{3}{4}$ " x 27 $\frac{3}{4}$ "
225 x 90 x 70 cm

END UNIT 225 (L)

88 $\frac{3}{4}$ " x 35 $\frac{3}{4}$ " x 27 $\frac{3}{4}$ "
225 x 90 x 70 cm

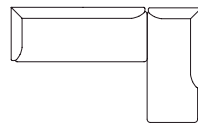


END UNIT 225 (L)

88 $\frac{3}{4}$ " x 35 $\frac{3}{4}$ " x 27 $\frac{3}{4}$ "
225 x 90 x 70 cm

CHAISE LONGUE 190 (R)

74 $\frac{3}{4}$ " x 35 $\frac{3}{4}$ " x 27 $\frac{3}{4}$ "
190 x 90 x 70 cm

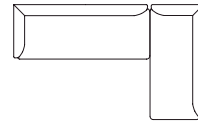


END UNIT 225 (L)

88 $\frac{3}{4}$ " x 35 $\frac{3}{4}$ " x 27 $\frac{3}{4}$ "
225 x 90 x 70 cm

END UNIT 190 (L)

74 $\frac{3}{4}$ " x 35 $\frac{3}{4}$ " x 27 $\frac{3}{4}$ "
190 x 90 x 70 cm

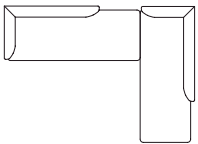


CHAISE LONGUE 225 (R)

88 $\frac{3}{4}$ " x 35 $\frac{3}{4}$ " x 27 $\frac{3}{4}$ "
225 x 90 x 70 cm

CHAISE LONGUE 225 (R)

88 $\frac{3}{4}$ " x 35 $\frac{3}{4}$ " x 27 $\frac{3}{4}$ "
225 x 90 x 70 cm

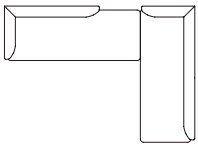


CHAISE LONGUE 225 (R)

88 $\frac{3}{4}$ " x 35 $\frac{3}{4}$ " x 27 $\frac{3}{4}$ "
225 x 90 x 70 cm

END UNIT 225 (L)

88 $\frac{3}{4}$ " x 35 $\frac{3}{4}$ " x 27 $\frac{3}{4}$ "
225 x 90 x 70 cm

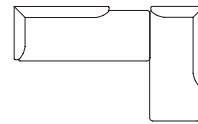


CHAISE LONGUE 225 (R)

88 $\frac{3}{4}$ " x 35 $\frac{3}{4}$ " x 27 $\frac{3}{4}$ "
225 x 90 x 70 cm

CHAISE LONGUE 190 (R)

74 $\frac{3}{4}$ " x 35 $\frac{3}{4}$ " x 27 $\frac{3}{4}$ "
190 x 90 x 70 cm

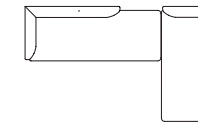


CHAISE LONGUE 225 (R)

88 $\frac{3}{4}$ " x 35 $\frac{3}{4}$ " x 27 $\frac{3}{4}$ "
225 x 90 x 70 cm

END UNIT 190 (L)

74 $\frac{3}{4}$ " x 35 $\frac{3}{4}$ " x 27 $\frac{3}{4}$ "
190 x 90 x 70 cm

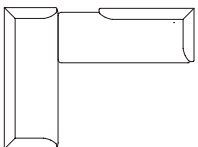


3SEATER SOFA

92 $\frac{3}{4}$ " x 35 $\frac{3}{4}$ " x 27 $\frac{3}{4}$ "
235 x 90 x 70 cm

CHAISE LONGUE 225 (L)

88 $\frac{3}{4}$ " x 35 $\frac{3}{4}$ " x 27 $\frac{3}{4}$ "
225 x 90 x 70 cm

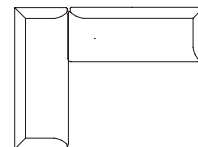


3SEATER SOFA

92 $\frac{3}{4}$ " x 35 $\frac{3}{4}$ " x 27 $\frac{3}{4}$ "
235 x 90 x 70 cm

END UNIT 225 (R)

88 $\frac{3}{4}$ " x 35 $\frac{3}{4}$ " x 27 $\frac{3}{4}$ "
225 x 90 x 70 cm

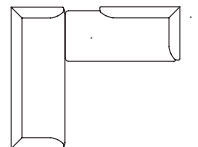


3SEATER SOFA

92 $\frac{3}{4}$ " x 35 $\frac{3}{4}$ " x 27 $\frac{3}{4}$ "
235 x 90 x 70 cm

CHAISE LONGUE 190 (L)

74 $\frac{3}{4}$ " x 35 $\frac{3}{4}$ " x 27 $\frac{3}{4}$ "
190 x 90 x 70 cm

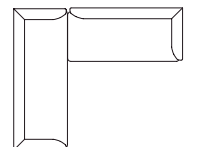


3SEATER SOFA

92 $\frac{3}{4}$ " x 35 $\frac{3}{4}$ " x 27 $\frac{3}{4}$ "
235 x 90 x 70 cm

END UNIT 190 (R)

74 $\frac{3}{4}$ " x 35 $\frac{3}{4}$ " x 27 $\frac{3}{4}$ "
190 x 90 x 70 cm



BASE 01



BASE 02



Impression

modular sofa

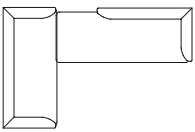
SUGGESTED COMPOSITIONS

2,5SEATER

78¾" × 35¾" × 27¾"
200 × 90 × 70 cm

CHAISE LONGUE 225 (L)

88¾" × 35¾" × 27¾"
225 × 90 × 70 cm

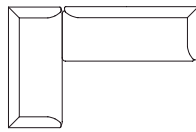


2,5SEATER

78¾" × 35¾" × 27¾"
200 × 90 × 70 cm

END UNIT 225 (R)

88¾" × 35¾" × 27¾"
225 × 90 × 70 cm

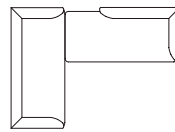


2,5SEATER

78¾" × 35¾" × 27¾"
200 × 90 × 70 cm

CHAISE LONGUE 190 (L)

74¾" × 35¾" × 27¾"
190 × 90 × 70 cm

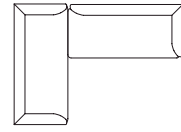


2,5SEATER

78¾" × 35¾" × 27¾"
200 × 90 × 70 cm

END UNIT 225 (R)

88¾" × 35¾" × 27¾"
225 × 90 × 70 cm

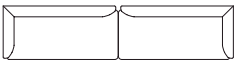


END UNIT 190 (L)

74¾" × 35¾" × 27¾"
190 × 90 × 70 cm

END UNIT 190 (R)

74¾" × 35¾" × 27¾"
190 × 90 × 70 cm

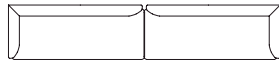


END UNIT 225 (L)

88¾" × 35¾" × 27¾"
225 × 90 × 70 cm

END UNIT 225 (R)

88¾" × 35¾" × 27¾"
225 × 90 × 70 cm



CHAISE LONGUE 190 (R)

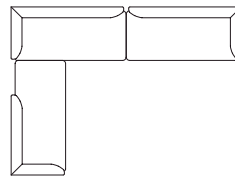
74¾" × 35¾" × 27¾"
190 × 90 × 70 cm

END UNIT 190 (L)

74¾" × 35¾" × 27¾"
190 × 90 × 70 cm

END UNIT 190 (R)

74¾" × 35¾" × 27¾"
190 × 90 × 70 cm



CHAISE LONGUE 190 (R)

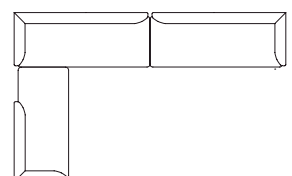
74¾" × 35¾" × 27¾"
190 × 90 × 70 cm

END UNIT 225 (L)

88¾" × 35¾" × 27¾"
225 × 90 × 70 cm

END UNIT 225 (R)

88¾" × 35¾" × 27¾"
225 × 90 × 70 cm



CHAISE LONGUE 190 (R)

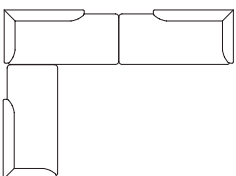
74¾" × 35¾" × 27¾"
190 × 90 × 70 cm

CHAISE LONGUE 190 (R)

74¾" × 35¾" × 27¾"
190 × 90 × 70 cm

CHAISE LONGUE 190 (L)

74¾" × 35¾" × 27¾"
190 × 90 × 70 cm



CHAISE LONGUE 190 (R)

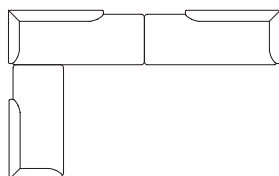
74¾" × 35¾" × 27¾"
190 × 90 × 70 cm

CHAISE LONGUE 190 (R)

74¾" × 35¾" × 27¾"
190 × 90 × 70 cm

CHAISE LONGUE 190 (L)

74¾" × 35¾" × 27¾"
190 × 90 × 70 cm



CHAISE LONGUE 225 (R)

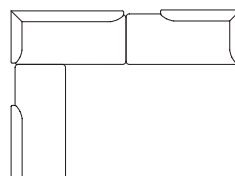
88¾" × 35¾" × 27¾"
225 × 90 × 70 cm

END UNIT 190 (L)

74¾" × 35¾" × 27¾"
190 × 90 × 70 cm

CHAISE LONGUE 190 (L)

74¾" × 35¾" × 27¾"
190 × 90 × 70 cm



CHAISE LONGUE 190 (R)

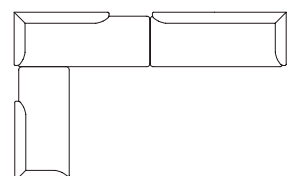
74¾" × 35¾" × 27¾"
190 × 90 × 70 cm

CHAISE LONGUE 225 (R)

88¾" × 35¾" × 27¾"
225 × 90 × 70 cm


END UNIT 225 (R)

88¾" × 35¾" × 27¾"
225 × 90 × 70 cm



Jugo

OUTDOOR



DESIGN: NUMEN/FOR USE, 2021

The **Jugo** outdoor collection is reminiscent of the Mediterranean laid-back spirit evoking the need for hedonism. The collection is designed to contrast the rational and almost ascetic powder coated construction made of stainless steel to the oversized wooden armrests and lavish cushions.

STRUCTURE	stainless steel tube \varnothing ¾" (16 mm) + powder coating (3seater) / stainless steel tube \varnothing 1" (25 mm) + stainless steel plate + powder coating (tables)	SEAT & BACKREST	stainless steel plate + powder coating
BASE	stainless steel tube \varnothing ¾" (16 mm) + powder coating	CUSHIONS	waterproof fabric (removable)
ARMREST	solid wood + outdoor oil	TABLE TOP	stainless steel slats + powder coating / solid wood slats + outdoor oil

MANDATORY TO SPECIFY

- metal finishing *i.e.* YELLOW
- upholstery *i.e.* ROCOCÒ NAVY 600
- dimensions of the table
- define left or right armrest for the sunlounger with 1 armrest L/R



CHAIR

w 21¼" × d 21¾" × h 31¾"
w 54 × d 55 × h 80 cm



CHAIR WITH METAL ARMREST

w 23¾" × d 21¾" × h 31¾"
w 60 × d 55 × h 80 cm



CHAIR WITH WOODEN ARMREST

w 23¾" × d 21¾" × h 31¾"
w 60 × d 56 × h 80 cm



CHAIR CUSHION

BARSTOOL

w 18¾" × d 19¼" × h 38¾"
w 47 × d 49 × h 97 cm



BARSTOOL CUSHION

SITTING HEIGHT 17" (43 cm), 18¾" (47 cm) WITH CUSHION, BARSTOOL SITTING HEIGHT 29¾" (74 cm), 30¾" (78 cm) WITH CUSHION

837

STACKABLE, 6 PIECES

903

STACKABLE, 6 PIECES

TEAK

1.061

COF	COL	100	200	300	400	500	600	700	60	80
387	-	-	387	425	468	511	553	596	-	-

800

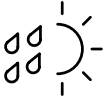
COF	COL	100	200	300	400	500	600	700	60	80
230	-	-	230	252	277	302	328	353	-	-

w - width / d - depth / h - height

All prices are in USD

Jugo

OUTDOOR



ARMCHAIR

w 33" x d 31" x h 25¼"
w 84 x d 79 x h 64 cm



TEAK

1.366

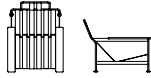
ARMCHAIR CUSHION

COF	COL	100	200	300	400	500	600	700	60	80
745	-	-	745	880	1.031	1.181	1.332	1.483	-	-

ARMCHAIR SITTING HEIGHT 11¼" (29 cm) WITHOUT CUSHION, 17" (43 cm) WITH CUSHION

LOUNGE ARMCHAIR

w 29¼" x d 37" x h 28¼"
w 74 x d 94 x h 72 cm



TEAK

1.363

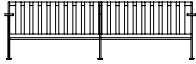
COF	COL	100	200	300	400	500	600	700	60	80
854	-	-	854	998	1.159	1.319	1.480	1.641	-	-

LOUNGE ARMCHAIR SITTING HEIGHT 9¾" (25 cm) WITHOUT CUSHION, 15¼" (39 cm) WITH CUSHION

LOUNGE ARMCHAIR CUSHION

3SEATER

w 83¼" x d 31" x h 25¼"
w 213 x d 79 x h 64 cm



TEAK

2.239

COF	COL	100	200	300	400	500	600	700	60	80
1.460	-	-	1.460	1.731	2.032	2.333	2.634	2.935	-	-

3SEATER SITTING HEIGHT 29 cm WITHOUT CUSHION, 43 cm WITH CUSHION

3SEATER CUSHION

SUNLOUNGER

w 82¼" x d 30" x h 11¼"
w 210 x d 76 x h 29 cm



3.247

SUNLOUNGER SITTING HEIGHT 29 cm WITHOUT CUSHION, 43 cm WITH CUSHION

SUNLOUNGER WITH ARMRESTS

w 82¼" x d 38¼" x h 25¼"
w 210 x d 98 x h 51 cm

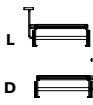


TEAK

3.850

SUNLOUNGER WITH 1 ARMREST (L/R)

w 82¼" x d 34¼" x h 25¼"
w 210 x d 87 x h 51 cm



TEAK

3.690

COF	COL	100	200	300	400	500	600	700	60	80
1.312	-	-	1.312	1.537	1.788	2.039	2.290	2.541	-	-

SUNLOUNGER CUSHION

w - width / d - depth / h - height

All prices are in USD

Jugo

OUTDOOR

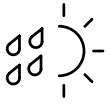


TABLE 140X80

w 55" x d 31³/₄" x h 29³/₄"
w 143 x d 83 x h 75 cm



TEAK

4.169

TABLE 80X80

w 31³/₄" x d 31³/₄" x h 29³/₄"
w 83 x d 83 x h 75 cm

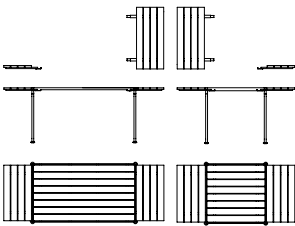


TEAK

2.978

TABLE EXTENSION

w 14³/₄" x d 29³/₄" x h 1³/₄"
w 37 x d 75 x h 4 cm



TEAK

1.942

LOW TABLE

w 37³/₄" x d 37³/₄" x h 15³/₄"
w 95 x d 95 x h 40 cm



TEAK

3.177

SIDE TABLE

w 17³/₄" x d 21¹/₄" x h 15³/₄"
w 45 x d 54 x h 40 cm



854

AVAILABLE ONLY IN THE OPTION WITH INOX SLATS

w - width / d - depth / h - height

All prices are in USD

Klaster

modular sofa



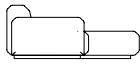
DESIGN: NUMEN/FOR USE, 2021

Klaster is a flexible modular system made up of minimalist cubes. It consists of 14 modules: 6 seats, 4 sofas and 4 backrests which can be freely combined into any number of exciting configurations. The visual identity of the modules aims for a certain degree of neutrality, thereby enabling maximum creativity when it comes to their arrangement and use. The sofa and the seating module can be put together to form a bed. Thanks to the variety of the modules and their multifunctionality, Klaster is equally at home in both domestic interior and public space.

STRUCTURE	plywood, metal, solid wood	BASE	metal + powder coating BLACK
SUSPENSION	GOODSIDE® slats, elastic webbing	ARMREST	plywood, veneer + lacquer or black lacquer
SEAT & BACKREST	HR foam, polyester wadding	UPHOLSTERY	fabric (removable)

MANDATORY TO SPECIFY

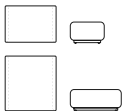
- modules specification and dimensions
- upholstery i.e. 166 HALLINGDAL 65 500
- sketch of the configuration



SITTING HEIGHT 38 cm

SEAT S

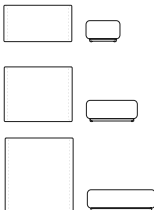
w 38¾" × d 25¾"/38¾" × h 15"
w 98 × d 65/98 × h 38 cm



	COF	COL	100	200	300	400	500	600	700	60	80
65	1.063	-	-	1.141	1.240	1.351	1.461	1.572	1.683	-	-
98	1.428	-	-	1.553	1.713	1.891	2.069	2.247	2.425	-	-

SEAT M

w 51¼" × d 25¾"/38¾"/51¼" × h 15"
w 130 × d 65/98/130 × h 38 cm



	COF	COL	100	200	300	400	500	600	700	60	80
65	1.480	-	-	1.567	1.680	1.805	1.930	2.055	2.180	-	-
98	1.823	-	-	1.934	2.077	2.236	2.395	2.553	2.712	-	-
130	1.835	-	-	1.970	2.143	2.335	2.527	2.720	2.912	-	-

SEAT XL

w 76¾" × d 25¾" × h 15"
w 195 × d 65 × h 38 cm



	COF	COL	100	200	300	400	500	600	700	60	80
65	1.665	-	-	1.783	1.935	2.103	2.271	2.440	2.608	-	-

w - width / d - depth / h - height

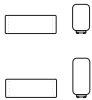
All prices are in USD

Klaster

modular sofa

BACKREST S

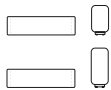
w 38 $\frac{3}{4}$ " x d 13" x h 20 $\frac{3}{4}$ "/27 $\frac{3}{4}$ "
w 98 x d 33 x h 52/70 cm



	COF	COL	100	200	300	400	500	600	700	60	80
LOW	968	-	-	1.025	1.099	1.180	1.262	1.344	1.426	-	-
HIGH	1.039	-	-	1.113	1.209	1.315	1.420	1.526	1.632	-	-

BACKREST M

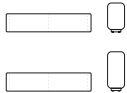
w 51 $\frac{1}{4}$ " x d 13" x h 20 $\frac{3}{4}$ "/27 $\frac{3}{4}$ "
w 130 x d 33 x h 52/70 cm



	COF	COL	100	200	300	400	500	600	700	60	80
LOW	1.125	-	-	1.199	1.294	1.400	1.506	1.612	1.717	-	-
HIGH	1.266	-	-	1.357	1.474	1.604	1.734	1.863	1.993	-	-

BACKREST L

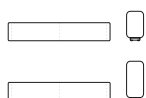
w 64 $\frac{1}{4}$ " x d 13" x h 20 $\frac{3}{4}$ "/27 $\frac{3}{4}$ "
w 163 x d 33 x h 52/70 cm



	COF	COL	100	200	300	400	500	600	700	60	80
LOW	1.327	-	-	1.415	1.527	1.652	1.777	1.902	2.027	-	-
HIGH	1.389	-	-	1.496	1.635	1.789	1.943	2.097	2.251	-	-

BACKREST XL

w 64 $\frac{1}{4}$ " x d 13" x h 20 $\frac{3}{4}$ "/27 $\frac{3}{4}$ "
w 195 x d 33 x h 52/70 cm



	COF	COL	100	200	300	400	500	600	700	60	80
LOW	1.421	-	-	1.526	1.660	1.809	1.958	2.107	2.256	-	-
HIGH	1.496	-	-	1.624	1.789	1.971	2.154	2.337	2.520	-	-

WOODEN ARMREST

w 25 $\frac{3}{4}$ " x d 6" x h 20 $\frac{3}{4}$ "
w 65 x d 15,5 x h 52 cm



598

WOODEN ARMREST (L/R) FOR SOFA BED

w 25 $\frac{3}{4}$ " x d 6" x h 20 $\frac{3}{4}$ "
w 65 x d 15,5 x h 52 cm



598

w - width / d - depth / h - height

All prices are in USD

NOTE


- WHEN WOODEN ARMREST IS SET, IT ADDS 5 CM TO THE WIDTH OF THE MODULE TO WHICH IT IS ATTACHED
- WOODEN ARMREST IS AVAILABLE ONLY IN OAK, LACQUER OR BLACK LACQUER

Klaster

modular sofa & sofa bed

3SEATER

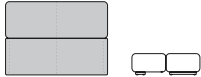
w 76¾" × d 38¾" × h 27¾"
w 195 × d 98 × h 70 cm



COF	COL	100	200	300	400	500	600	700	60	80
4.248	-	-	4.504	4.833	5.198	5.564	5.930	6.295	-	-

WE CHANGED THE PRODUCT NAME KLASTER 2SEATER TO A MORE APPROPRIATE NAME KLASTER 3SEATER, DIMENSIONS AND SPECIFICATIONS REMAINED THE SAME.

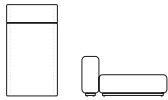
w 76¾" × d 51¼" × h 15"
w 195 × d 130 × h 38 cm



MATTRESS 76¾" × 51¼" (195 × 130 cm)

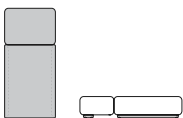
CHAISE LONGUE 98

w 38¾" × d 64¼" × h 27¾"
w 98 × d 163 × h 70 cm



COF	COL	100	200	300	400	500	600	700	60	80
4.008	-	-	4.187	4.416	4.671	4.926	5.181	5.436	-	-

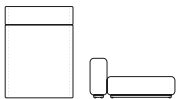
w 38¾" × d 76¾" × h 15"
w 98 × d 195 × h 38 cm



MATTRESS 38¾" × 76¾" (98 × 195 cm)

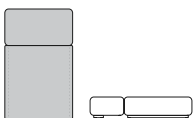
CHAISE LONGUE 130

w 51¼" × d 64¼" × h 27¾"
w 130 × d 163 × h 70 cm



COF	COL	100	200	300	400	500	600	700	60	80
4.409	-	-	4.638	4.933	5.260	5.587	5.914	6.241	-	-

w 51¼" × d 76¾" × h 15"
w 130 × d 195 × h 38 cm



MATTRESS 51¼" × 76¾" (130 × 195 cm)

w - width / d - depth / h - height

All prices are in USD

NOTE

- WITH EACH MODULE COME 2 CONNECTORS
- METAL PLATFORM IS AVAILABLE ONLY IN BLACK POWDER COATED FINISH

Klaster

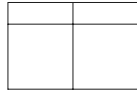
modular sofa

POSSIBLE COMPOSITIONS

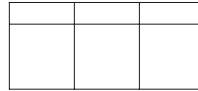
SEAT S 98, BACKREST HIGH
w 38 $\frac{3}{4}$ " x d 51 $\frac{1}{4}$ " x h 27 $\frac{3}{4}$ "
w 98 x d 130 x h 70 cm




SEAT S 98 (2X), BACKREST S HIGH (2X)
w 76 $\frac{3}{4}$ " x d 51 $\frac{1}{4}$ " x h 27 $\frac{3}{4}$ "
w 195 x d 130 x h 70 cm




SEAT S 98 (3X), BACKREST S HIGH (3X)
w 115 $\frac{1}{4}$ " x d 51 $\frac{1}{4}$ " x h 27 $\frac{3}{4}$ "
w 293 x d 130 x h 70 cm



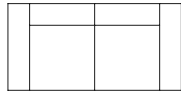
SEAT S 98 (3X), SEAT M 98, BACKREST S HIGH (3X)
w 153 $\frac{3}{4}$ " x d 51 $\frac{1}{4}$ " x h 27 $\frac{3}{4}$ "
w 390 x d 130 x h 70 cm



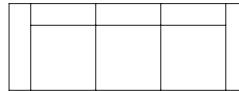
SEAT S 98, BACKREST S HIGH, BACKREST M LOW (2X)
w 64 $\frac{1}{4}$ " x d 51 $\frac{1}{4}$ " x h 27 $\frac{3}{4}$ "
w 163 x d 130 x h 70 cm



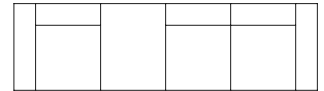
SEAT S 98 (2X), BACKREST S HIGH (2X), BACKREST M LOW (2X)
w 102 $\frac{1}{4}$ " x d 51 $\frac{1}{4}$ " x h 27 $\frac{3}{4}$ "
w 260 x d 130 x h 70 cm




SEAT S 98 (3X), BACKREST S HIGH (3X), BACKREST M LOW (2X)
w 141" x d 51 $\frac{1}{4}$ " x h 27 $\frac{3}{4}$ "
w 358 x d 130 x h 70 cm




SEAT S 98 (3X), SEAT M 98, BACKREST S HIGH (3X), BACKREST M LOW (2X)
w 179 $\frac{1}{4}$ " x d 51 $\frac{1}{4}$ " x h 27 $\frac{3}{4}$ "
w 455 x d 130 x h 70 cm




SEAT XL 65, BACKREST XL HIGH
w 76 $\frac{3}{4}$ " x d 38 $\frac{3}{4}$ " x h 27 $\frac{3}{4}$ "
w 195 x d 98 x h 70 cm




SEAT XL 65, BACKREST S LOW, BACKREST XL HIGH
w 89 $\frac{3}{4}$ " x d 38 $\frac{3}{4}$ " x h 27 $\frac{3}{4}$ "
w 228 x d 98 x h 70 cm



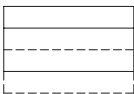
SEAT XL 65, BACKREST S LOW, BACKREST XL HIGH
w 89 $\frac{3}{4}$ " x d 38 $\frac{3}{4}$ " x h 27 $\frac{3}{4}$ "
w 228 x d 98 x h 70 cm




SEAT XL 65, BACKREST S LOW (2X), BACKREST XL HIGH
w 102 $\frac{1}{4}$ " x d 38 $\frac{3}{4}$ " x h 27 $\frac{3}{4}$ "
w 260 x d 98 x h 70 cm



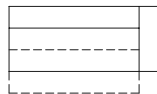
3SEATER
w 76 $\frac{3}{4}$ " x d 38 $\frac{3}{4}$ " x h 27 $\frac{3}{4}$ "
w 195 x d 98 x h 70 cm
opened: w 76 $\frac{3}{4}$ " x d 51 $\frac{1}{4}$ " x h 27 $\frac{3}{4}$ "
w 195 x d 130 x h 70 cm



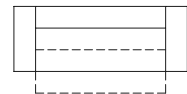
3SEATER, BACKREST S LOW (OPTION A)
w 89 $\frac{3}{4}$ " x d 38 $\frac{3}{4}$ " x h 27 $\frac{3}{4}$ "
w 228 x d 98 x h 70 cm
opened: w 89 $\frac{3}{4}$ " x d 51 $\frac{1}{4}$ " x h 27 $\frac{3}{4}$ "
w 228 x d 130 x h 70 cm



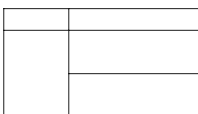
3SEATER, BACKREST S LOW (OPTION B)
w 89 $\frac{3}{4}$ " x d 38 $\frac{3}{4}$ " x h 27 $\frac{3}{4}$ "
w 228 x d 98 x h 70 cm
opened: w 89 $\frac{3}{4}$ " x d 51 $\frac{1}{4}$ " x h 27 $\frac{3}{4}$ "
w 228 x d 130 x h 70 cm



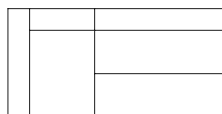
3SEATER, BACKREST S LOW (2X)
w 102 $\frac{1}{4}$ " x d 38 $\frac{3}{4}$ " x h 27 $\frac{3}{4}$ "
w 260 x d 98 x h 70 cm
opened: w 102 $\frac{1}{4}$ " x d 51 $\frac{1}{4}$ " x h 27 $\frac{3}{4}$ "
w 260 x d 130 x h 70 cm




SEAT M 98, SEAT XL 65, BACKREST S HIGH, BACKREST XL HIGH
w 115 $\frac{1}{4}$ " x d 64 $\frac{1}{4}$ " x h 27 $\frac{3}{4}$ "
w 293 x d 163 x h 70 cm




SEAT M 98, SEAT XL 65, BACKREST S HIGH, BACKREST L LOW, BACKREST XL HIGH (OPTION A)
w 128" x d 64 $\frac{1}{4}$ " x h 27 $\frac{3}{4}$ "
w 325 x d 163 x h 70



SEAT M 98, SEAT XL 65, BACKREST S HIGH, BACKREST L LOW, BACKREST XL HIGH (OPTION B)
w 128" x d 64 $\frac{1}{4}$ " x h 27 $\frac{3}{4}$ "
w 325 x d 163 x h 70



SEAT M 98, SEAT XL 65, BACKREST S HIGH, BACKREST S LOW, BACKREST L LOW, BACKREST XL HIGH
w 141" x d 64 $\frac{1}{4}$ " x h 27 $\frac{3}{4}$ "
w 358 x d 163 x h 70 cm

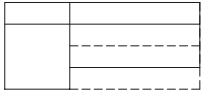


Klaster

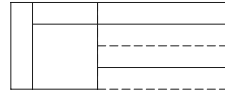
modular sofa

POSSIBLE COMPOSITIONS

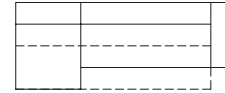
3SEATER, SEAT S 98, BACKREST S HIGH
 w 115 3/4" x d 51 1/4" x h 27 3/4"
 w 293 x d 130 x h 70 cm



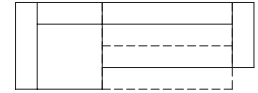
3SEATER, SEAT S 98, BACKREST S HIGH, BACKREST M LOW
 w 128" x d 51 1/4" x h 27 3/4"
 w 325 x d 130 x h 70 cm



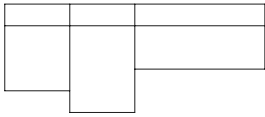
3SEATER, SEAT S 98, BACKREST S HIGH, BACKREST S LOW
 w 128" x d 51 1/4" x h 27 3/4"
 w 325 x d 130 x h 70 cm



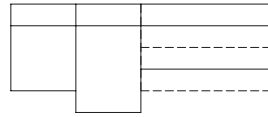
3SEATER, SEAT S 98, BACKREST S HIGH, BACKREST S LOW, BACKREST M LOW
 w 141" x d 51 1/4" x h 27 3/4"
 w 358 x d 130 x h 70 cm



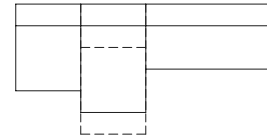
SEAT S 98, SEAT M 98, SEAT XL 65, BACKREST S HIGH (2X), BACKREST XL HIGH
 w 153 3/4" x d 64 1/4" x h 27 3/4"
 w 390 x d 163 x h 70 cm



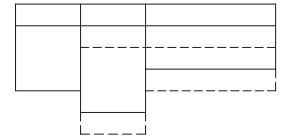
3SEATER, SEAT S 98, SEAT M 98, BACKREST S HIGH (2X)
 w 153 3/4" x d 64 1/4" x h 27 3/4"
 w 390 x d 163 x h 70 cm



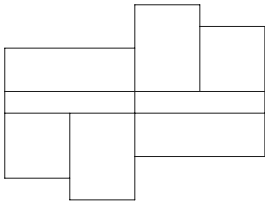
CHAISE LONGUE 98, SEAT S 98, SEAT XL 65, BACKREST S HIGH, BACKREST XL HIGH
 w 153 3/4" x d 64 1/4" x h 27 3/4"
 w 390 x d 163 x h 70 cm
 opened: w 115 1/4" x d 76 3/4" x h 27 3/4"
 w 390 x d 195 x h 70 cm



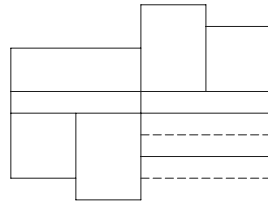
3SEATER, CHAISE LONGUE 98, SEAT S 98, BACKREST S HIGH
 w 153 3/4" x d 64 1/4" x h 27 3/4"
 w 390 x d 163 x h 70 cm
 opened: w 115 1/4" x d 76 3/4" x h 27 3/4"
 w 390 x d 195 x h 70 cm



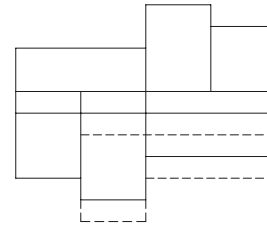
SEAT S 98 (2X), SEAT M 98 (2X), SEAT XL 65 (2X), BACKREST XL HIGH (2X)
 w 153 3/4" x d 115 1/4" x h 27 3/4"
 w 390 x d 293 x h 70 cm



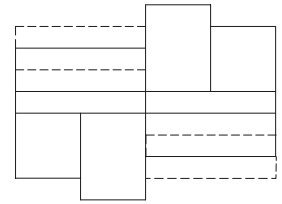
3SEATER, SEAT S 98 (2X), SEAT M 98 (2X), SEAT XL 65, BACKREST XL HIGH
 w 153 3/4" x d 115 1/4" x h 27 3/4"
 w 390 x d 293 x h 70 cm



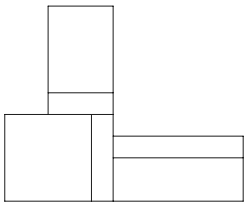
3SEATER, CHAISE LONGUE 98, SEAT S 98 (2X), SEAT M 98, SEAT XL 65, BACKREST S HIGH
 w 153 3/4" x d 115 1/4" x h 27 3/4"
 w 390 x d 293 x h 70 cm
 opened: w 153 3/4" x d 128" x h 27 3/4"
 w 390 x d 325 x h 70 cm



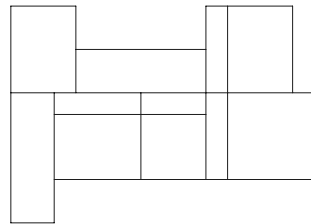
3SEATER (2X), SEAT S 98 (2X), SEAT M 98 (2X)
 w 153 3/4" x d 115 1/4" x h 27 3/4"
 w 390 x d 293 x h 70 cm



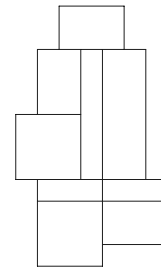
SEAT M 98, SEAT M 130, SEAT XL 65, BACKREST S HIGH, BACKREST M HIGH, BACKREST XL HIGH
 w 141" x d 115 1/4" x h 27 3/4"
 w 358 x d 293 x h 70 cm



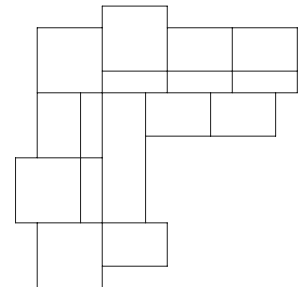
SEAT S 98, SEAT M 98 (3X), SEAT M 130, SEAT XL 65 (2X), BACKREST S HIGH, BACKREST M HIGH (3X)
 w 179 1/4" x d 128" x h 27 3/4"
 w 455 x d 325 x h 70 cm



SEAT S 65 (3X), SEAT S 98 (2X), SEAT XL 65, BACKREST S HIGH (2X), BACKREST XL HIGH
 w 89 3/4" x d 153 3/4" x h 27 3/4"
 w 228 x d 390 x h 70 cm



SEAT S 65 (6X), SEAT S 98 (4X), SEAT XL 65, BACKREST S HIGH (5X)
 w 166 3/4" x d 166 3/4" x h 27 3/4"
 w 423 x d 423 x h 70 cm



Knif

shelving system



DESIGN: STUDIO RU:T, 2021

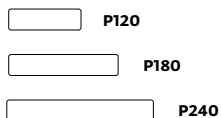
Knif is a modular shelving system which caters for customized solutions and diverse user needs in various concepts of interior design. Composed of the metal construction and solid wood shelves, the system provides numerous combinations of heights and widths that can be upgraded over time. With visually light and low-key appearance, this sturdy structure sets the stage to the user's content. Quite spacious shelf's depth provides for exhibiting objects of diverse nature. Knif's minimalistic flair makes it compatible with other interior elements while preserving its own character.

SHELVES	oak solid wood + oil, lacquer or BLACK lacquer
FRAME	steel tube $\varnothing \frac{3}{4}$ " (18 mm) + $\varnothing \frac{3}{4}$ " (12 mm) + powder coating
LEGS	steel $\varnothing \frac{3}{4}$ " (18 mm) + powder coating

MANDATORY TO SPECIFY

- modules specification and dimensions
- sketch of the configuration

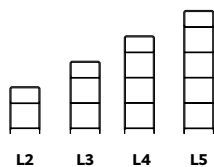
SHELVES



P120	P180	P240
w 46 $\frac{3}{4}$ " x d 13 $\frac{3}{4}$ " x h 1"	w 70 $\frac{3}{4}$ " x d 13 $\frac{3}{4}$ " x h 1"	w 94 $\frac{3}{4}$ " x d 13 $\frac{3}{4}$ " x h 1"
w 119 x d 35 x h 2.5 cm	w 180 x d 35 x h 2.5 cm	w 240.5 x d 35 x h 2.5 cm

462	583	726
-----	-----	-----

FRAMES



L2	L3	L4	L5
w 19 $\frac{3}{4}$ " x h 27 $\frac{3}{4}$ "	w 19 $\frac{3}{4}$ " x h 44"	w 19 $\frac{3}{4}$ " x h 60 $\frac{1}{4}$ "	w 19 $\frac{3}{4}$ " x h 76 $\frac{3}{4}$ "
w 50 x h 70 cm	w 50 x h 111.5 cm	w 50 x h 153 cm	w 50 x h 194.5 cm

165	176	209	231
-----	-----	-----	-----

U FORM LEG

w 12 $\frac{3}{4}$ " x h 9 $\frac{1}{4}$ " x d $\varnothing \frac{3}{4}$ "
w 32 x h 23.5 x d $\varnothing 1.8$ cm



74

LEG (SET OF 2)

w $\varnothing \frac{3}{4}$ " x h 9 $\frac{1}{4}$ "
w $\varnothing 1.8$ cm x h 23.5 cm

70

w - width / d - depth / h - height

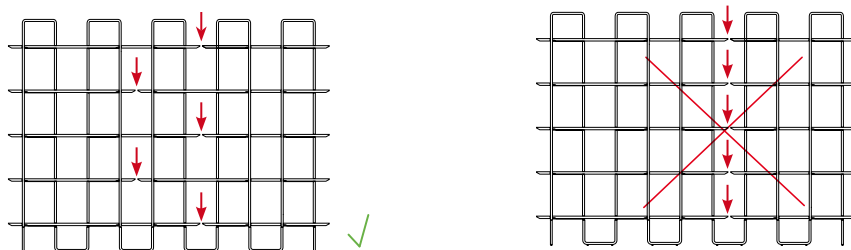
All prices are in USD

NOTE

- FOR SHELVES, WE RECOMMEND USING LACQUERED WOOD FINISH FOR AN EASIER MAINTENANCE

Knif shelving system

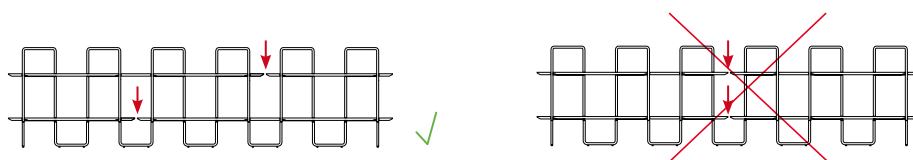
NOTE - SHELF BOARDS NEED TO CROSSED IN ORDER TO IMPROVE FIRMNESS



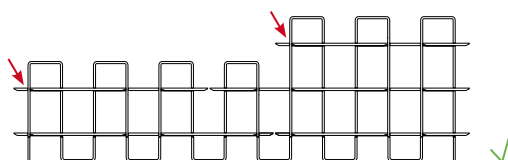
- TO CREATE THE SHELVING SYSTEM WITH 4 VERTICALS/LADDER USE BOARDS 240



- TO CREATE THE SHELVING SYSTEM WITH 6 VERTICALS/ LADDER USE BOARDS 120 + 240



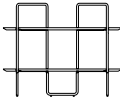
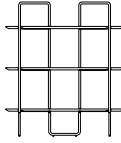
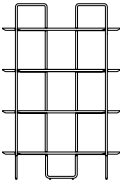
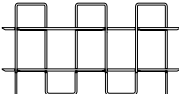
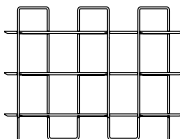
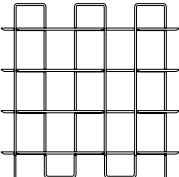
- THE BOARD 180 CAN BE USED ONLY ON THE LEFT SIDE OF THE LADDER AND THE FRONT PART OF THE SHELF



Knif

shelving system

BASIC MODULES

<p>BASIC MODULE 01 (2X2) SHELF P120 × 2 + FRAME L2 × 2 + U FORM LEG + LEG (SET OF 2) × 1 w 46¾" × h 36¾" × d 15¼" w 119 × h 93.5 × d 39 cm</p> <p>1.397</p> 	<p>BASIC MODULE 02 (2X3) SHELF P120 × 3 + FRAME L3 × 2 + U FORM LEG + LEG (SET OF 2) × 1 w 46¾" × h 53¼" × d 15¼" w 119 × h 135 × d 39 cm</p> <p>1.881</p> 	<p>BASIC MODULE 03 (2X4) SHELF P120 × 4 + FRAME L4 × 2 + U FORM LEG + LEG (SET OF 2) × 1 w 46¾" × h 69¾" × d 15¼" w 119 × h 176.5 × d 39 cm</p> <p>2.409</p> 
<p>BASIC MODULE 04 (3X2) SHELF P180 × 2 + FRAME L2 × 3 + U FORM LEG × 2 + LEG (SET OF 2) × 1 w 70¾" × h 36¾" × d 15¼" w 180 × h 93.5 × d 39 cm</p> <p>1.878</p> 	<p>BASIC MODULE 05 (3X3) SHELF P180 × 3 + FRAME L3 × 3 + U FORM LEG × 2 + LEG (SET OF 2) × 1 w 70¾" × h 53¼" × d 15¼" w 180 × h 135 × d 39 cm</p> <p>2.494</p> 	<p>BASIC MODULE 06 (3X4) SHELF P180 × 4 + FRAME L4 × 3 + U FORM LEG × 2 + LEG (SET OF 2) × 1 w 70¾" × h 69¾" × d 15¼" w 180 × h 176.5 × d 39 cm</p> <p>3.175</p> 

Knif

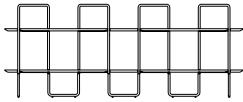
shelving system

BASIC MODULES

BASIC MODULE 07 (4x2)

SHELF P240 × 2 + FRAME L2 × 4 +
U FORM LEG × 3 + LEG (SET OF 2) × 1
w 94¾" × h 36¾" × d 15¼"
w 240.5 × h 93.5 × d 39 cm

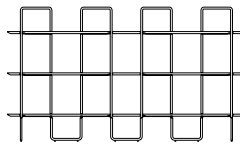
2.403



BASIC MODULE 08 (4x3)

SHELF P240 × 3 + FRAME L3 × 4 +
U FORM LEG × 3 + LEG (SET OF 2) × 1
w 94¾" × h 53¾" × d 15¼"
w 240.5 × h 135 × d 39 cm

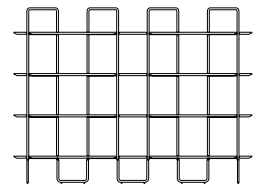
3.172



BASIC MODULE 09 (4x4)

SHELF P240 × 4 + FRAME L4 × 4
+ U FORM LEG × 3 + LEG (SET OF 2) × 1
w 94¾" × h 69¾" × d 15¼"
w 240.5 × h 176.5 × d 39 cm


4.030



BASIC MODULE 10 (2x5)

SHELF P120 × 5 + FRAME L5 × 2 +
U FORM LEG + LEG (SET OF 2) × 1
w 46¾" × h 85¾" × d 15¼"
w 119 × h 218 × d 39 cm


2.915



BASIC MODULE 11 (3x5)

SHELF P180 × 5 + FRAME L5 × 3 +
U FORM LEG × 2 + LEG (SET OF 2) × 1
w 70¾" × h 85¾" × d 15¼"
w 180 × h 218 × d 39 cm


3.824



BASIC MODULE 12 (4x5)

SHELF P240 × 5 + FRAME L5 × 4 +
U FORM LEG × 3 + LEG (SET OF 2) × 1
w 94¾" × h 85¾" × d 15¼"
w 240.5 × h 218 × d 39 cm

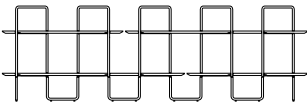
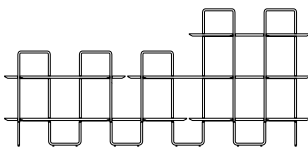
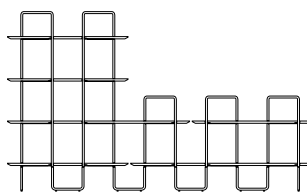
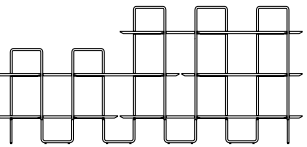
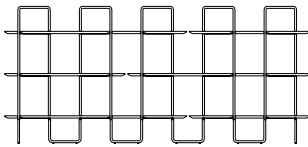
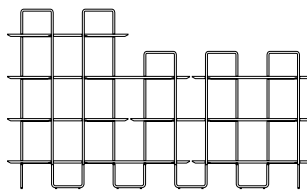
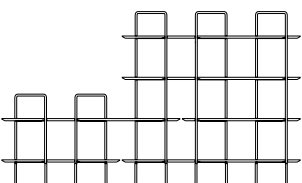
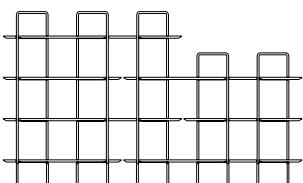
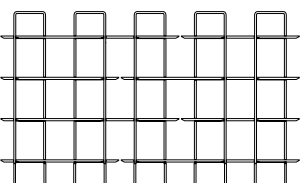
4.843



Knif

shelving system

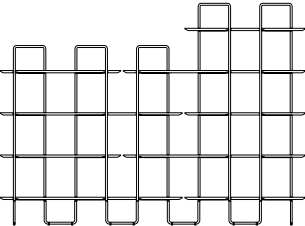
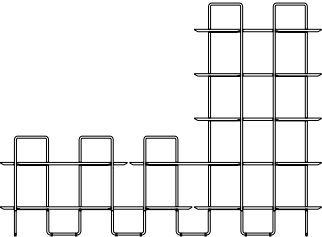
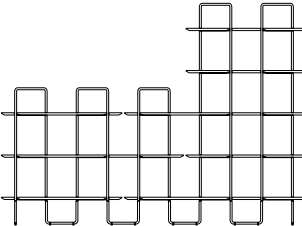
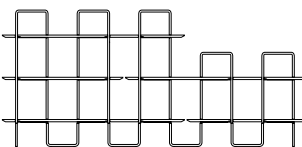
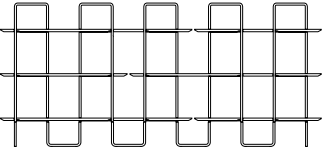
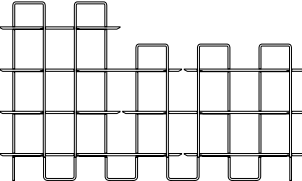
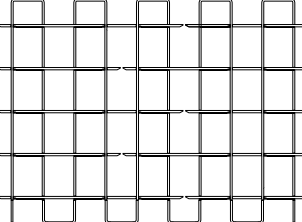
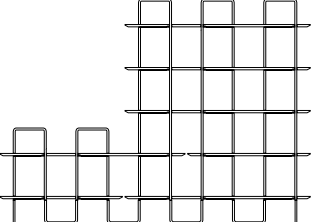
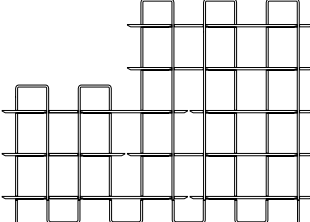
SUGGESTED COMPOSITIONS

<p>1. MODULES 01+04+U w 118¾" × h 36¾" × d 15¼" w 301 × h 93.5 × d 39 cm</p> <p>3.350</p> 	<p>2. MODULES 02+04+U w 118¾" × h 53¾" × d 15¼" w 301 × h 135 × d 39 cm</p> <p>3.833</p> 	<p>3. MODULES 03+04+U w 118¾" × h 69¾" × d 15¼" w 301 × h 176.5 × d 39 cm</p> <p>4.361</p> 
<p>4. MODULES 01+05+U w 118¾" × h 53¾" × d 15¼" w 301 × h 135 × d 39 cm</p> <p>3.965</p> 	<p>5. MODULES 02+05+U w 118¾" × h 53¾" × d 15¼" w 301 × h 135 × d 39 cm</p> <p>4.449</p> 	<p>6. MODULES 03+05+U w 118¾" × h 69¾" × d 15¼" w 301 × h 176.5 × d 39 cm</p> <p>4.977</p> 
<p>7. MODULES 01+06+U w 118¾" × h 69¾" × d 15¼" w 301 × h 176.5 × d 39 cm</p> <p>4.647</p> 	<p>8. MODULES 02+06+U w 118¾" × h 69¾" × d 15¼" w 301 × h 176.5 × d 39 cm</p> <p>5.130</p> 	<p>9. MODULES 03+06+U w 118¾" × h 69¾" × d 15¼" w 301 × h 176.5 × d 39 cm</p> <p>5.658</p> 

Knif

shelving system

SUGGESTED COMPOSITIONS

<p>10.</p> <p>MODULES O6+10+U w 118¾" × h 85¾" × d 15¼" w 301 × h 218 × d 39 cm</p> <p>6.164</p> 	<p>11.</p> <p>MODULES O4+10+U w 118¾" × h 85¾" × d 15¼" w 301 × h 218 × d 39 cm</p> <p>4.867</p> 	<p>12.</p> <p>MODULES O5+10+U w 118¾" × h 85¾" × d 15¼" w 301 × h 218 × d 39 cm</p> <p>5.482</p> 
<p>13.</p> <p>MODULES O5+O1+U w 118¾" × h 53¼" × d 15¼" w 301 × h 135 × d 39 cm</p> <p>3.965</p> 	<p>14.</p> <p>MODULES O5+O2+U w 118¾" × h 53¼" × d 15¼" w 301 × h 135 × d 39 cm</p> <p>4.449</p> 	<p>15.</p> <p>MODULES O5+O3+U w 118¾" × h 69¼" × d 15¼" w 301 × h 176.5 × d 39 cm</p> <p>4.977</p> 
<p>16.</p> <p>MODULES 10+11+U w 118¾" × h 85¾" × d 15¼" w 301 × h 218 × d 39 cm</p> <p>6.812</p> 	<p>17.</p> <p>MODULES O1+11+U w 118¾" × h 85¾" × d 15¼" w 301 × h 218 × d 39 cm</p> <p>5.295</p> 	<p>18.</p> <p>MODULES O2+11+U w 118¾" × h 85¾" × d 15¼" w 301 × h 218 × d 39 cm</p> <p>5.779</p> 

Knif

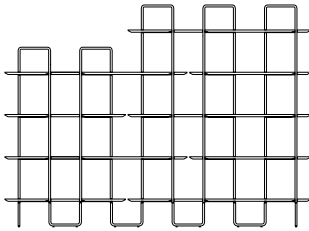
shelving system

SUGGESTED COMPOSITIONS

19.

MODULES O3+11+U
 w 118 $\frac{3}{4}$ " x h 85 $\frac{3}{4}$ " x d 15 $\frac{1}{4}$ "
 w 301 x h 218 x d 39 cm

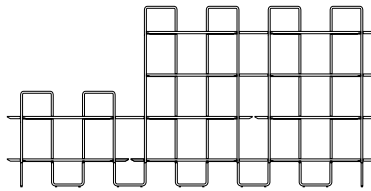
6.307



20.

MODULES O1+O9+U
 w 142 $\frac{3}{4}$ " x h 69 $\frac{3}{4}$ " x d 15 $\frac{1}{4}$ "
 w 362 x h 176.5 x d 39 cm

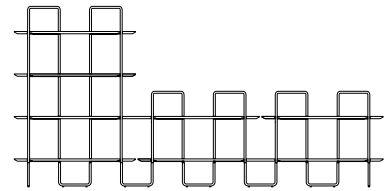
5.501



21.

MODULES O3+O7+U
 w 142 $\frac{3}{4}$ " x h 69 $\frac{3}{4}$ " x d 15 $\frac{1}{4}$ "
 w 362 x h 176.5 x d 39 cm

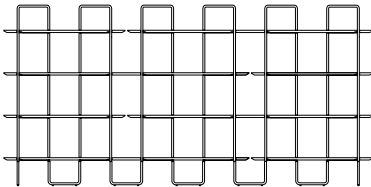
4.886



22.

MODULES O3+O9+U
 w 142 $\frac{3}{4}$ " x h 69 $\frac{3}{4}$ " x d 15 $\frac{1}{4}$ "
 w 362 x h 176.5 x d 39 cm

6.513



Kontrapunkt recliner



DESIGN: NEISAKO, 2020

The design of the **Kontrapunkt** armchair and chaise lounge transformer explores the possibility of creating lounge into one compact visually light object. This was achieved by using the armrests as part of an innovative mechanism that holds the leg pad extension and tilts the backrest into the proper position. Comfort is achieved through an ergonomic shape and material elasticity, particularly through different versions of the product's skin, upholstered in fabric or leather. The change of skins transforms its character, making it suitable for various situations of interior use. The ultimate experience of comfort can be additionally moderated through layers of feather and with the regulation of the height of the head cushion.

BASE	stainless steel or steel tube Ø 1" (25 mm) + polished / powder coating	UPHOLSTERY BASE	leather, fabric
SUSPENSION	elastic webbing	UPHOLSTERY FOOTREST AND ARMREST	leather
SEAT & BACKREST	feather + polyester wadding	UPHOLSTERY CUSHIONS	leather, fabric

MANDATORY TO SPECIFY

- **base** i.e. *STAINLESS STEEL*
- **leather for footrest and armrests** i.e. *BLACK*
- **upholstery** i.e. *166 HALLINGDAL 65 500*



RECLINER

w 27¼" × d 35¼" × h 39¾"
w 69 × d 90 × h 101 cm



RECLINER OPENED

w 27¼" × d 65" × h 33¾"
w 69 × d 165 × h 86 cm

SITTING HEIGHT 15¾" (40 cm)

BASE STAINLESS STEEL POLISHED

BASE POWDER COATED

COF	COL	100	200	300	400	500	600	700	60	80
4.543	4.692	-	4.543	4.692	4.858	5.023	5.188	5.353	6.341	7.129
3.420	3.568	-	3.420	3.568	3.734	3.899	4.064	4.230	5.217	6.006

FOOTREST AND ARMRESTS UPHOLSTERY CAN BE ONLY IN THICK ANILINE LEATHER (BLACK OR BROWN), OR ELSE IN DIVINA, CERVO OR TUNDRA LEATHER

w - width / d - depth / h - height

All prices are in USD

Layout

modular sofa



DESIGN: NUMEN/FOR USE, 2020

Layout was designed as a modular crossover between architecture and design. Its pragmatic design brings the ultimate comfort of a home sofa into an office environment, hotel lobby or airport lounge, offering a cocoon of privacy. This concept provides a solution for your entire interior design project based solely on four basic elements - the seater with backrest, two corners and a pouf.

STRUCTURE	solid wood, plywood
SEAT & BACKREST	HR foam, polyester wadding

BASE	PVC / metal platform BLACK height 3¼" (8 cm), 4¾" (12 cm) + powder coating
------	--

UPHOLSTERY	fabric
------------	--------

MANDATORY TO SPECIFY

- modules specification and dimensions
- platform height, when specified *i.e. platform 8 cm*
- upholstery *i.e. 166 HALLINGDAL 65 500*
- sketch of the configuration



1SEATER

w 35¾" × d 35¾" × h 28¼"/30¼"/32"
w 90 × d 90 × h 72/77/81 cm



CORNER

w 35¾" × d 35¾" × h 28¼"/30¼"/32"
w 90 × d 90 × h 72/77/81 cm



w - width / d - depth / h - height

SITTING HEIGHT 12¼" (31 cm), 14¼" (36 cm) OR 15¾" (40 cm), DEPENDING ON THE BASE, SITTING DEPTH 25¾" (65 cm)

COF	COL	100	200	300	400	500	600	700	60	80
1.586	-	-	1.682	1.806	1.944	2.082	2.220	2.357	-	-

COF	COL	100	200	300	400	500	600	700	60	80
2.153	-	-	2.270	2.420	2.588	2.755	2.922	3.089	-	-

All prices are in USD

Layout

modular sofa

OUTER CORNER

w 35¾" × d 35¾" × h 28¾"/30¾"/32"
w 90 × d 90 × h 72/77/81 cm



COF	COL	100	200	300	400	500	600	700	60	80
1.601	-	-	1.692	1.809	1.940	2.070	2.200	2.331	-	-

POUF

w 35¾" × d 35¾" × h 12¼"/15¾"/25¾"
w 90 × d 90 × h 31/36/40 cm



COF	COL	100	200	300	400	500	600	700	60	80
1.082	-	-	1.147	1.231	1.325	1.418	1.512	1.605	-	-

METAL PLATFORM

HEIGHT 3¼" (8 cm) , 4¾" (12 cm)

194

w - width / d - depth / h - height

All prices are in USD

NOTE

- IF THE BASE TYPE IS NOT SPECIFIED, WE WILL PROCESS THE ORDER WITH THE STANDARD FEET

Match L

modular sofa

83/103



DESIGN: SANJA KNEZOVIĆ, 2012

Match comes from a family of modular sofas, offering a large number of compositions, each adapted to a given space. Its morphology is defined by simple basic lines of a slightly lower armchair and an elevated armrest. While the cold foam fills its clear volume with firmness sufficient for comfortable seating, coating in fabrics of natural origin provides additional relaxation and comfort. Match's dimensions go hand-in-hand with the needs of different groups of users who are able to chose between two widths and depths of the module. Due to its morphology, Match is ideal for furnishing larger spaces.

STRUCTURE	solid wood, plywood	BASE	PVC
SUSPENSION	GOODSIDE® slats	UPHOLSTERY	fabric / leather (removable)
SEAT & BACKREST	HR foam, polyester wadding		

MANDATORY TO SPECIFY

- modules specification and dimensions
- upholstery i.e. 166 HALLINGDAL 65 500
- sketch of the configuration



1SEATER

w 32¾"/40¾" × d 35¾" × h 28¼"
w 83/103 × d 90 × h 70 cm



1SEATER + ARMREST (L/R)

w 39¼"/47¼" × d 35¾" × h 28¼"
w 100/120 × d 90 × h 70 cm



1SEATER EXTENDED (L/R)

w 51¼"/59"/70¾" × d 35¾" × h 28¼"
w 130/150/180 × d 90 × h 70 cm



SITTING HEIGHT 15¾" (40 cm), SITTING DEPTH 24¾" (62 cm)

	COF	COL	100	200	300	400	500	600	700	60	80
83	1.500	-	-	1.599	1.727	1.869	2.136	2.305	2.474	-	-
103	1.676	-	-	1.781	1.916	2.066	2.342	2.519	2.696	-	-

	COF	COL	100	200	300	400	500	600	700	60	80
83	2.067	-	-	2.200	2.372	2.563	2.955	3.189	3.424	-	-
103	2.284	-	-	2.444	2.650	2.879	3.259	3.521	3.783	-	-

	COF	COL	100	200	300	400	500	600	700	60	80
83	1.966	-	-	2.088	2.246	2.420	2.670	2.861	3.052	-	-
103	2.054	-	-	2.191	2.368	2.564	2.886	3.110	3.333	-	-
120	2.185	-	-	2.346	2.552	2.781	3.085	3.331	3.576	-	-

MODULE 1SEATER EXTENDED HAS EXTRA SEAM ON THE SEAT, WHILE MODULES 1SEATER DON'T HAVE IT

w - width / d - depth / h - height

All prices are in USD


Match L

modular sofa

83/103

2SEATER

w 65¼"/81" × d 35¼" × h 28¼"
w 166/206 × d 90 × h 70 cm



	COF	COL	100	200	300	400	500	600	700	60	80
83	2.586	-	-	2.777	3.022	3.295	3.643	3.932	4.221	-	-
103	2.707	-	-	2.909	3.170	3.459	3.848	4.159	4.470	-	-

2SEATER + ARMREST (L/R)

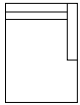
w 72"/87¾" × d 35¼" × h 28¼"
w 183/223 × d 90 × h 70 cm



	COF	COL	100	200	300	400	500	600	700	60	80
83	3.113	-	-	3.341	3.633	3.957	4.407	4.759	5.111	-	-
103	3.293	-	-	3.526	3.826	4.158	4.616	4.976	5.336	-	-

CHAISE LONGUE (L/R)

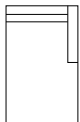
w 39¼"/47¼" × d 65" × h 28¼"
w 100/120 × d 165 × h 70 cm



	COF	COL	100	200	300	400	500	600	700	60	80
83	2.656	-	-	2.847	3.093	3.365	3.738	4.033	4.327	-	-
103	2.904	-	-	3.099	3.349	3.628	4.006	4.306	4.606	-	-

CHAISE LONGUE LONG (L/R)

w 39¼"/47¼" × d 76¾" × h 28¼"
w 100/120 × d 195 × h 70 cm



	COF	COL	100	200	300	400	500	600	700	60	80
83	2.830	-	-	3.044	3.319	3.625	4.005	4.327	4.649	-	-
103	2.968	-	-	3.185	3.465	3.776	4.162	4.489	4.817	-	-

CORNER

w 35¼" × d 35¼" × h 28¼"
w 90 × d 90 × h 70 cm



	COF	COL	100	200	300	400	500	600	700	60	80
	1.962	-	-	2.076	2.224	2.387	2.626	2.806	2.986	-	-

CORNER EXTENDED (L/R)

w 68"/76" × d 35¼" × h 28¼"
w 173/193 × d 90 × h 70 cm



	COF	COL	100	200	300	400	500	600	700	60	80
83	3.023	-	-	3.206	3.442	3.704	4.016	4.288	4.561	-	-
103	3.200	-	-	3.403	3.663	3.952	4.316	4.622	4.927	-	-

CORNER EXTENDED PROVIDES THE POSSIBILITY TO COMBINE MATCH L MODULES ON ONE SIDE AND MATCH XL MODULES ON OTHER SIDE; IT HAS EXTRA SEAM ON THE SEAT, WHILE MODULE CORNER DOESN'T HAVE IT

w - width / d - depth / h - height

All prices are in USD

Match L

modular sofa

83/103

CORNER ASYMMETRICAL (L/R)

w 43¼" × d 35¼" × h 28¼"
w 110 × d 90 × h 70 cm



	COF	COL	100	200	300	400	500	600	700	60	80
	2.185	-	-	2.323	2.500	2.696	2.968	3.180	3.393	-	-

CORNER ASYMMETRICAL PROVIDES THE POSSIBILITY TO COMBINE MATCH L MODULES ON ONE SIDE AND MATCH XL MODULES ON OTHER SIDE

ISLAND

w 32¼"/40¼" × d 35¼" × h 28¼"
w 83/103 × d 90 × h 40 cm



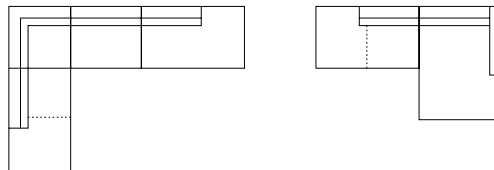
	COF	COL	100	200	300	400	500	600	700	60	80
83	1.245	-	-	1.322	1.420	1.529	1.738	1.869	2.000	-	-
103	1.296	-	-	1.383	1.496	1.622	1.873	2.025	2.178	-	-

w - width / d - depth / h - height

All prices are in USD

NOTE

- INDEX 83/103 REFERS TO THE LENGTH OF THE BACKREST OF THE BASIC MODULE
- FOR MODULAR SOFAS IT IS NOT POSSIBLE TO COMBINE DIFFERENT MODULE WIDTHS (83/103), DIFFERENT TYPES OF FABRIC AND DIFFERENT COLOURS OF THE SAME FABRIC ON THE SAME SOFA UNIT
- MODULES ARE NOT PADDED ON THE SIDES WHERE JOINING WITH THE OTHER MODULES. IT IS POSSIBLE TO UPHOLSTER AND/OR TO PAD ONE OR BOTH SIDES OF THE MODULE. PAYMENT IS INCREASED BY 10% OF THE MODULE VALUE FOR ONE SIDE OR BY 20% OF THE MODULE VALUE FOR BOTH SIDES
- MODULE ISLAND IS ALWAYS PLACED BETWEEN TWO MODULES. IF YOU NEED IT TO BE THE END MODULE, PLEASE SPECIFY; HOWEVER, WE SUGGEST AVOIDING SUCH COMPOSITIONS
- WHEN USING FABRICS WITH A PRONOUNCED DIRECTION, A SEAM WILL BE ADDED TO SOME COMPOSITIONS SO THAT THE FABRIC IS SEWN IN THE SAME DIRECTION ON ALL SEATING SURFACES. IF YOU DO NOT WANT A SEAM, THIS SHOULD BE NOTED WHEN ORDERING



Match L

ARMCHAIR

w 39¼" × d 35¼" × h 28¼"
w 100 × d 90 × h 70 cm



COF	COL	100	200	300	400	500	600	700	60	80
2.622	-	-	2.794	3.015	3.260	3.656	3.934	4.212	-	-

POUF 103X83

w 40¾" × d 32¾" × h 15¾"
w 103 × d 83 × h 40 cm



COF	COL	100	200	300	400	500	600	700	60	80
1.258	-	-	1.340	1.446	1.563	1.781	1.920	2.059	-	-

POUF 100X100

w 39¼" × d 39¼" × h 15¾"
w 100 × d 100 × h 40 cm



COF	COL	100	200	300	400	500	600	700	60	80
1.449	-	-	1.567	1.719	1.888	2.158	2.348	2.539	-	-

POUF 120X120

w 47¼" × d 47¼" × h 15¾"
w 120 × d 120 × h 40 cm



COF	COL	100	200	300	400	500	600	700	60	80
1.494	-	-	1.620	1.782	1.962	2.243	2.445	2.646	-	-

2SEATER SOFA

w 65¼" × d 35¼" × h 28¼"
w 166 × d 90 × h 70 cm



COF	COL	100	200	300	400	500	600	700	60	80
2.928	-	-	3.161	3.460	3.793	4.326	4.703	5.079	-	-

2.5SEATER SOFA

w 78¾" × d 35¼" × h 28¼"
w 200 × d 90 × h 70 cm




COF	COL	100	200	300	400	500	600	700	60	80
3.455	-	-	3.719	4.057	4.434	4.910	5.309	5.707	-	-

THE WHOLE CONSTRUCTION AND FABRIC ARE MADE AS ONE PIECE (NOT A CLASSIC MODULAR SYSTEM)

3SEATER SOFA

w 94¾" × d 35¼" × h 28¼"
w 240 × d 90 × h 70 cm



COF	COL	100	200	300	400	500	600	700	60	80
3.632	-	-	3.911	4.269	4.667	5.166	5.586	6.006	-	-

THE WHOLE CONSTRUCTION AND FABRIC ARE MADE AS ONE PIECE (NOT A CLASSIC MODULAR SYSTEM)

w - width / d - depth / h - height

All prices are in USD

Match XL

modular sofa

83/103



DESIGN: SANJA KNEZOVIĆ, 2012

Match comes from a family of modular sofas, offering a large number of compositions each adapted to a given space. Its morphology is defined by simple basic lines of a slightly lower armchair and an elevated armrest. While the cold foam fills its clear volume with firmness sufficient for comfortable seating, coating in fabrics of natural origin provides additional relaxation and comfort. Match's dimensions go hand-in-hand with the needs of different groups of users, who can choose between two different widths and depths of the module. Due to its morphology, Match is ideal for furnishing larger spaces.

STRUCTURE	solid wood, plywood	BASE	PVC
SUSPENSION	GOODSIDE® slats	UPHOLSTERY	fabric / leather (removable)
SEAT & BACKREST	HR foam, polyester wadding		

MANDATORY TO SPECIFY

- modules specification and dimensions
- upholstery i.e. 166 HALLINGDAL 65 500
- sketch of the configuration



1SEATER

w 32¾"/40¾" × d 39¾" × h 28¾"
w 83/103 × d 100 × h 70 cm



1SEATER + ARMREST (L/R)

w 39¾"/47¾" × d 39¾" × h 28¾"
w 100/120 × d 100 × h 70 cm



1SEATER EXTENDED (L/R)

w 51¾"/59"/70¾" × d 39¾" × h 28¾"
w 130/150/180 × d 100 × h 70 cm



SITTING HEIGHT 15¾" (40 cm), SITTING DEPTH 28¾" (72 cm)

	COF	COL	100	200	300	400	500	600	700	60	80
83	1.553	-	-	1.656	1.788	1.935	2.208	2.383	2.557	-	-
103	1.741	-	-	1.849	1.989	2.145	2.438	2.624	2.809	-	-

	COF	COL	100	200	300	400	500	600	700	60	80
83	2.167	-	-	2.311	2.495	2.699	3.054	3.292	3.529	-	-
103	2.367	-	-	2.537	2.756	2.998	3.367	3.637	3.907	-	-

	COF	COL	100	200	300	400	500	600	700	60	80
83	2.027	-	-	2.153	2.315	2.495	2.725	2.916	3.107	-	-
103	2.211	-	-	2.356	2.542	2.750	3.032	3.256	3.479	-	-
120	2.345	-	-	2.513	2.729	2.969	3.284	3.541	3.797	-	-

MODULE 1SEATER EXTENDED HAS EXTRA SEAM ON THE SEAT, WHILE MODULES 1SEATER DON'T HAVE IT

w - width / d - depth / h - height

All prices are in USD

Match XL

modular sofa

83/103

2SEATER


w 65¼"/81" × d 39¼" × h 28¼"
w 166/206 × d 100 × h 70 cm



	COF	COL	100	200	300	400	500	600	700	60	80
83	2.623	-	-	2.821	3.076	3.360	3.769	4.080	4.391	-	-
103	2.764	-	-	2.974	3.244	3.544	3.969	4.297	4.624	-	-

2SEATER + ARMREST (L/R)

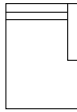
w 72"/87¾" × d 39¼" × h 28¼"
w 183/223 × d 100 × h 70 cm



	COF	COL	100	200	300	400	500	600	700	60	80
83	3.219	-	-	3.458	3.764	4.105	4.572	4.940	5.308	-	-
103	3.415	-	-	3.659	3.974	4.323	4.822	5.204	5.586	-	-

CHAISE LONGUE (L/R)

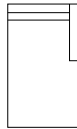
w 39¼"/47¼" × d 69" × h 28¼"
w 100/120 × d 175 × h 70 cm



	COF	COL	100	200	300	400	500	600	700	60	80
83	2.773	-	-	2.964	3.209	3.482	3.830	4.119	4.408	-	-
103	2.994	-	-	3.204	3.474	3.774	4.149	4.465	4.781	-	-

CHAISE LONGUE LONG (L/R)

w 39¼"/47¼" × d 80¾" × h 28¼"
w 100/120 × d 205 × h 70 cm



	COF	COL	100	200	300	400	500	600	700	60	80
83	3.018	-	-	3.231	3.506	3.871	4.192	4.514	4.836	-	-
103	3.160	-	-	3.382	3.667	3.983	4.375	4.707	5.040	-	-

CORNER

w 39¼" × d 39¼" × h 28¼"
w 100 × d 100 × h 70 cm



	COF	COL	100	200	300	400	500	600	700	60	80
	2.070	-	-	2.208	2.385	2.581	2.827	3.035	3.242	-	-

CORNER EXTENDED (L/R)

w 68"/76" × d 39¼" × h 28¼"
w 173/193 × d 100 × h 70 cm



	COF	COL	100	200	300	400	500	600	700	60	80
83	3.198	-	-	3.400	3.660	3.949	4.464	4.802	5.140	-	-
103	3.351	-	-	3.569	3.849	4.159	4.746	5.117	5.488	-	-

CORNER EXTENDED PROVIDES THE POSSIBILITY TO COMBINE MATCH L MODULES ON ONE SIDE AND MATCH XL MODULES ON OTHER SIDE; IT HAS EXTRA SEAM ON THE SEAT, WHILE MODULE CORNER DOESN'T HAVE IT

w - width / d - depth / h - height

All prices are in USD

Match XL

modular sofa

83/103

CORNER ASYMMETRICAL (L/R)

w 47¼" × d 39¼" × h 28¼"
w 120 × d 100 × h 70 cm



	COF	COL	100	200	300	400	500	600	700	60	80
	2.289	-	-	2.450	2.656	2.885	3.164	3.404	3.644	-	-

CORNER ASYMMETRICAL PROVIDES THE POSSIBILITY TO COMBINE MATCH L MODULES ON ONE SIDE AND MATCH XL MODULES ON OTHER SIDE

ISLAND

w 32¾"/40¾" × d 39¼" × h 28¼"
w 83/103 × d 100 × h 40 cm



	COF	COL	100	200	300	400	500	600	700	60	80
83	1.349	-	-	1.433	1.541	1.661	1.881	2.023	2.164	-	-
103	1.434	-	-	1.544	1.687	1.845	2.103	2.283	2.463	-	-

POUF 103X83

w 40¾" × d 32¾" × h 15¾"
w 103 × d 83 × h 40 cm



	COF	COL	100	200	300	400	500	600	700	60	80
	1.258	-	-	1.340	1.446	1.563	1.781	1.920	2.059	-	-

POUF 100X100

w 39¼" × d 39¼" × h 15¾"
w 100 × d 100 × h 40 cm



	COF	COL	100	200	300	400	500	600	700	60	80
	1.449	-	-	1.567	1.719	1.888	2.158	2.348	2.539	-	-

POUF 120X120

w 47¼" × d 47¼" × h 15¾"
w 120 × d 120 × h 40 cm



	COF	COL	100	200	300	400	500	600	700	60	80
	1.494	-	-	1.620	1.782	1.962	2.243	2.445	2.646	-	-

w - width / d - depth / h - height

All prices are in USD

NOTE

- INDEX 83/103 REFERS TO THE LENGTH OF THE BACKREST OF THE BASIC MODULE
- FOR MODULAR SOFAS IT IS NOT POSSIBLE TO COMBINE DIFFERENT MODULE WIDTHS (83/103), DIFFERENT TYPES OF FABRIC AND DIFFERENT COLOURS OF THE SAME FABRIC ON THE SAME SOFA UNIT
- MODULES ARE NOT PADDED ON THE SIDES WHERE JOINING WITH THE OTHER MODULES; IT IS POSSIBLE TO UPHOLSTER AND/OR TO PAD ONE OR BOTH SIDES OF THE MODULE; PAYMENT IS INCREASED BY 10% OF THE MODULE VALUE FOR ONE SIDE OR BY 20% OF THE MODULE VALUE FOR BOTH SIDES
- MODULE ISLAND IS ALWAYS PLACED BETWEEN TWO MODULES; IF YOU NEED IT TO BE THE END MODULE, PLEASE SPECIFY; HOWEVER, WE SUGGEST AVOIDING SUCH COMPOSITIONS

Match XL

2.5SEATER SOFA

w 78¾" × d 39¼" × h 28¼"
w 200 × d 100 × h 70 cm

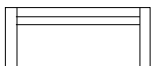


COF	COL	100	200	300	400	500	600	700	60	80
3.634	-	-	3.905	4.253	4.640	5.103	5.507	5.910	-	-

THE WHOLE CONSTRUCTION AND FABRIC ARE MADE AS ONE PIECE (NOT A CLASSIC MODULAR SYSTEM)

3SEATER SOFA

w 94¾" × d 39¼" × h 28¼"
w 240 × d 100 × h 70 cm



COF	COL	100	200	300	400	500	600	700	60	80
3.915	-	-	4.213	4.596	5.021	5.547	5.995	6.442	-	-

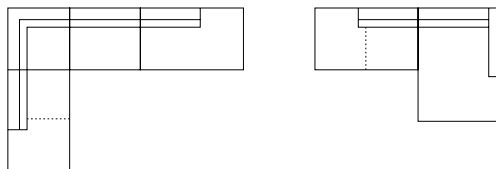
THE WHOLE CONSTRUCTION AND FABRIC ARE MADE AS ONE PIECE (NOT A CLASSIC MODULAR SYSTEM)

w - width / d - depth / h - height

All prices are in USD

NOTE

- WHEN USING FABRICS WITH A PRONOUNCED DIRECTION, A SEAM WILL BE ADDED TO SOME COMPOSITIONS SO THAT THE FABRIC IS SEWN IN THE SAME DIRECTION ON ALL SEATING SURFACES. IF YOU DO NOT WANT A SEAM, THIS SHOULD BE NOTED WHEN ORDERING



Monk

easy chairs



DESIGN: GRUPA, 2014

Monk easy chair's shell is made of two bent plywood plates upholstered in fabric underneath which lies a simple wooden structure of massive oak or walnut. The armrest makes the part of the seat and the whole shell visually appears as floating independently from its relatively inconspicuous support, thus paying homage to the retro furniture and the play between typologies. Monk is available in two versions - as a chair and an easy chair. Together, the two Monks unite everyday functions of work and contemplation.

SHELL	plywood, HR foam, polyester wadding
BASE	solid wood + oil or lacquer / metal tube \varnothing 3/4" (16 mm) + powder coating
UPHOLSTERY	fabric

MANDATORY TO SPECIFY

- **type of the easy chair** i.e. *easy chair sled base*
- **metal finishing, when specified** i.e. *BLACK*
- **wood finishing, when specified** i.e. *OAK nature*
- **upholstery** i.e. *166 HALLINGDAL 65 500*



SITTING HEIGHT 14³/₄" (37 cm), SITTING DEPTH 20³/₄" (53 cm)

EASY CHAIR

w 24" x d 25¹/₄" x h 28³/₄"
w 61 x d 64 x h 73 cm



OAK / ASH

WALNUT

COF	COL	100	200	300	400	500	600	700	60	80
991	-	-	991	1.047	1.109	1.171	1.233	1.295	-	-
1.054	-	-	1.054	1.110	1.172	1.234	1.297	1.359	-	-

EASY CHAIR SLED BASE

w 24" x d 25¹/₄" x h 28³/₄"
w 61 x d 64 x h 73 cm



EASY CHAIR METAL LEGS

w 24" x d 25¹/₄" x h 28³/₄"
w 61 x d 64 x h 73 cm



COF	COL	100	200	300	400	500	600	700	60	80
1.067	-	-	1.067	1.123	1.185	1.247	1.309	1.372	-	-

w - width / d - depth / h - height

All prices are in USD

NOTE

- WOODEN BASE IS AVAILABLE IN OIL, LACQUER AND BLACK LACQUER, IT IS NOT AVAILABLE IN ANY OTHER COLOUR LACQUERS
- WE RECOMMEND USING LACQUERED WOOD FINISH FOR AN EASIER MAINTENANCE

Monk

chairs



DESIGN: GRUPA, 2014

Monk chair's shell is made of two bent plywood plates upholstered in fabric underneath which lies a simple wooden structure of massive oak or walnut. The armrest makes part of the seat and the whole shell visually appears as floating independently from its relatively inconspicuous support, thus paying homage to the retro furniture and the play between typologies. Monk is available in two versions - as a chair and an easy chair. Together, the two Monks unite everyday functions of work and contemplation.

SHELL	plywood, HR foam, polyester wadding
BASE	solid wood + oil or lacquer / metal tube \varnothing $\frac{3}{4}$ " (16 mm) + powder coating
UPHOLSTERY	fabric

MANDATORY TO SPECIFY

- **type of the chair** i.e. *chair sled base*
- **metal finishing, when specified** i.e. *BLACK*
- **wood finishing, when specified** i.e. *OAK nature*
- **upholstery** i.e. *166 HALLINGDAL 65 500*

SITTING HEIGHT 17 $\frac{3}{4}$ " (45 cm), SITTING DEPTH 19 $\frac{1}{4}$ " (49 cm)

CHAIR

w 21 $\frac{3}{4}$ " x d 23 $\frac{1}{4}$ " x h 32 $\frac{3}{4}$ "
w 55 x d 59 x h 83 cm



OAK / ASH

WALNUT

COF	COL	100	200	300	400	500	600	700	60	80
973	-	-	973	1.025	1.083	1.140	1.198	1.256	-	-
1.040	-	-	1.040	1.092	1.150	1.207	1.265	1.323	-	-

CHAIR SLED BASE

w 21 $\frac{3}{4}$ " x d 23 $\frac{1}{4}$ " x h 32 $\frac{3}{4}$ "
w 55 x d 59 x h 83 cm



CHAIR METAL LEGS

w 21 $\frac{3}{4}$ " x d 23 $\frac{1}{4}$ " x h 32 $\frac{3}{4}$ "
w 55 x d 59 x h 83 cm



COF	COL	100	200	300	400	500	600	700	60	80
1.056	-	-	1.056	1.108	1.165	1.223	1.281	1.338	-	-

w - width / d - depth / h - height

All prices are in USD

NOTE

- WOODEN BASE IS AVAILABLE IN OIL, LACQUER AND BLACK LACQUER, IT IS NOT AVAILABLE IN ANY OTHER COLOUR LACQUERS
- WE RECOMMEND USING LACQUERED WOOD FINISH FOR AN EASIER MAINTENANCE

Monk

chairs with swivel base



DESIGN: GRUPA, 2021

The **Monk** collection has a new addition - a chair with a swivel base that comes either fixed or with castors. The upholstered seat and backrest provide greater comfort, making this chair ideal for long working hours. The shell of the chair is made of two bent plywood planks upholstered with fabric. The armrest forms part of the seat, and the whole shell visually appears as if it is hovering independently of the support.

SHELL	plywood, HR foam, polyester wadding
BASE	metal tube \varnothing 3/4" (16 mm) + powder coating
UPHOLSTERY	fabric

MANDATORY TO SPECIFY

- **type of the easy chair** i.e. chair with swivel base fixed
- **metal finishing, when specified** i.e. BLACK
- **upholstery** i.e. 166 HALLINGDAL 65 500



CHAIR WITH SWIVEL BASE FIXED
w 22" x d 22 3/4" x h 32 3/4"
w 56 x d 58 x h 83 cm



CHAIR WITH SWIVEL BASE AND CASTORS
w 22" x d 22 3/4" x h 32 3/4"
w 56 x d 58 x h 83 cm



CHAIR WITH SWIVEL BASE AND CASTORS, FIVE LEGS
w 27 1/4" x d 26" x h 32 3/4"
w 69 x d 66 x h 83 cm



w - width / d - depth / h - height

SITTING HEIGHT 17 3/4" (45 cm), SITTING DEPTH 19 3/4" (50 cm)

COF	COL	100	200	300	400	500	600	700	60	80
1.107	-	-	1.107	1.157	1.214	1.271	1.327	1.384	-	-

COF	COL	100	200	300	400	500	600	700	60	80
1.107	-	-	1.107	1.157	1.214	1.271	1.327	1.384	-	-

COF	COL	100	200	300	400	500	600	700	60	80
1.163	-	-	1.163	1.214	1.270	1.327	1.383	1.440	-	-

All prices in USD

Monk

barstools with backrest



DESIGN: GRUPA, 2021

The seat and the armchair on the bar stools from the **Monk** collection are made of bent plywood and upholstered with fabric. The bar stool is available in two heights (low - 63 cm; high - 75 cm) and a four-legged version or with a base in the form of a ski.

SEAT	plywood, HR foam, polyester wadding
BASE	metal tube $\varnothing \frac{3}{4}$ " (16 mm) + powder coating
UPHOLSTERY	fabric

MANDATORY TO SPECIFY

- **seat height** *i.e.* low
- **metal finishing** *i.e.* BLACK
- **upholstery** *i.e.* 166 HALLINGDAL 65 500

SITTING HEIGHT HIGH BARSTOOL 29 $\frac{3}{4}$ " (75 cm), LOW BARSTOOL 24 $\frac{3}{4}$ " (63 cm)



HIGH BARSTOOL WITH BACKREST METAL SLED BASE

w 21 $\frac{3}{4}$ " x d 20 $\frac{3}{4}$ " x h 40 $\frac{3}{4}$ "
w 55 x d 53 x h 103 cm



COF	COL	100	200	300	400	500	600	700	60	80
1.045	-	-	1.045	1.088	1.136	1.184	1.232	1.280	-	-

LOW BARSTOOL WITH BACKREST METAL SLED BASE

w 21 $\frac{3}{4}$ " x d 20 $\frac{3}{4}$ " x h 35 $\frac{3}{4}$ "
w 55 x d 53 x h 91 cm



COF	COL	100	200	300	400	500	600	700	60	80
1.045	-	-	1.045	1.088	1.136	1.184	1.232	1.280	-	-

HIGH BARSTOOL WITH BACKREST METAL LEGS

w 21 $\frac{3}{4}$ " x d 20 $\frac{3}{4}$ " x h 40 $\frac{3}{4}$ "
w 55 x d 53 x h 103 cm



COF	COL	100	200	300	400	500	600	700	60	80
1.045	-	-	1.045	1.088	1.136	1.184	1.232	1.280	-	-

LOW BARSTOOL WITH BACKREST METAL LEGS

w 21 $\frac{3}{4}$ " x d 20 $\frac{3}{4}$ " x h 35 $\frac{3}{4}$ "
w 55 x d 53 x h 91 cm



COF	COL	100	200	300	400	500	600	700	60	80
1.045	-	-	1.045	1.088	1.136	1.184	1.232	1.280	-	-

w - width / d - depth / h - height

All prices in USD

Monk

barstools



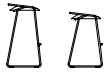
DESIGN: GRUPA, 2016

Monk barstool is a new member of the Monk collection, consisting of chairs, easy chair, tables and low tables. Its form has been derived from the metal structure typology that has been added to the collection as an alternative to wooden legs. The seat is made of bent plywood, like in chairs and armchairs, upholstered in fabric or leather. The metal structure of sled base, circles around the back of the seat, forming the backrest.

SEAT	plywood, HR foam, polyester wadding
BASE	metal tube \varnothing 3/4" (16 mm) + powder coating
UPHOLSTERY	fabric / leather

MANDATORY TO SPECIFY

- **seat height** *i.e. low*
- **metal finishing** *i.e. BLACK*
- **upholstery** *i.e. 166 HALLINGDAL 65 500*



SITTING HEIGHT HIGH BARSTOOL 30 3/4" (77 cm), LOW BARSTOOL 25 3/4" (65 cm)

HIGH BARSTOOL

w 19" x d 17 3/4" x h 32 3/4"
w 48 x d 45 x h 83 cm



COF	COL	100	200	300	400	500	600	700	60	80
513	534	-	513	534	555	577	613	622	648	717

LOW BARSTOOL

w 19" x d 17 3/4" x h 28"
w 48 x d 45 x h 71 cm



COF	COL	100	200	300	400	500	600	700	60	80
513	534	-	513	534	555	577	613	622	648	717

w - width / d - depth / h - height

All prices in USD

Monk

tables



DESIGN: GRUPA, 2015

Monk collection has been completed with the dining table which thematically adds to the corresponding chair. The elegance of the table made of solid wood has been achieved by narrowing wooden legs towards the bottom, and tabletop towards the edges.

TABLE TOP solid wood + oil or lacquer

LEGS solid wood + oil or lacquer

MANDATORY TO SPECIFY

- dimensions of the table
- wood finishing *i.e. OAK nature*

TABLES

h 29³/₄" (75 cm)



	OAK / ASH	WALNUT
39¹/₄" x 39¹/₄" 100 x 100	2.460	2.809
70³/₄" x 39¹/₄" 180 x 100	3.073	3.596
78³/₄" x 39¹/₄" 200 x 100	3.322	3.823
94²/₄" x 39¹/₄" 240 x 100	3.714	4.393

w - width / d - depth / h - height

All prices are in USD

NOTE

- MONK TABLE TOPS ARE NOT AVAILABLE IN BLACK OR OTHER COLOUR LACQUERS
- WE RECOMMEND USING LACQUERED WOOD FINISH FOR AN EASIER MAINTENANCE

Monk

benches



DESIGN: GRUPA, 2020

A minimalist **Monk** bench made in solid wood is added to the Monk collection following the design and dimensions of the Monk table. For a more comfortable seating experience, you can also order a seat cushion.

LEGS solid wood + oil or lacquer

SEAT solid wood + oil or lacquer


CUSHION HR foam, polyester wadding

MANDATORY TO SPECIFY

- **dimensions of the bench**
- **wood finishing** *i.e. OAK nature*
- **upholstery, when specified** *i.e. ARCO JADE 400*

BENCHES

h 17³/₄" (45 cm)



OAK / ASH

WALNUT

70³/₄" x 17"
180 x 43

1.520

1.715

78³/₄" x 17"
200 x 43

1.650

1.905

94³/₄" x 17"
240 x 43

1.860

2.162

CUSHION



	COF	COL	100	200	300	400	500	600	700	60	80
70 ³ / ₄ " x 17" 180 x 43	412	456	-	411	451	495	539	583	627	724	873
78 ³ / ₄ " x 17" 200 x 43	412	456	-	434	477	526	575	624	673	779	945
92 ³ / ₄ " x 17" 240 x 43	526	583	-	453	506	565	623	682	740	856	1.051

w - width / d - depth / h - height

All prices are in USD

NOTE

- WE RECOMMEND USING LACQUERED WOOD FINISH FOR AN EASIER MAINTENANCE
- MONK BENCH IS NOT AVAILABLE IN BLACK OR OTHER COLOUR LACQUERS
- MONK BENCH WITH WIDTH OF 240 CM WAS ADDED THE CENTRAL LEG, FOR ENHANCED STRUCTURAL FIRMNESS

Oblikant

chairs



DESIGN: NUMEN/FOR USE, 2018








Oblikant chair is a derivation of the Oblique family. Regardless of the difference in technology and typology from its upholstered siblings, it retains the characteristic S-shaped profile. Strong curvature of the shell provides good ergonomics which is further highlighted by the elasticity obtained from this geometry. The shell is combined with 6 versions of steel legs are stackable, and one solid wood base.

SHELL	plywood, veneer + lacquer or colour lacquer
BASE	solid wood + oil, lacquer or black lacquer metal rod \varnothing 3/4" (12 mm) / metal tube \varnothing 3/4" (16 mm), \varnothing 1" (25 mm) + powder coating

MANDATORY TO SPECIFY

- **type of the chair** i.e. chair sled base \varnothing 12
- **metal finishing** i.e. BLACK
- **wood finishing** i.e. OAK nature lacquer
- **upholstery, when specified** i.e. ARCO JADE 400

SITTING HEIGHT 17 3/4" (44,5 cm)

				
	CHAIR w 19 1/4" x d 20 3/4" x h 33 3/4" w 49 x d 52 x h 85 cm	CHAIR SLED BASE \varnothing12 w 21 3/4" x d 20 3/4" x h 33 3/4" w 55 x d 52 x h 85 cm	CHAIR METAL LEGS \varnothing16 w 20" x d 20 3/4" x h 33 3/4" w 51 x d 52 x h 85 cm	CHAIR CANTILEVER \varnothing25 w 22 3/4" x d 21 1/4" x h 33" w 58 x d 54 x h 84 cm
OAK	552	505	486	578
WALNUT		523	503	596
COLOUR LACQUER		496	475	568
STACKING	/	8 pcs	8 pcs	4 pcs
				
		CHAIR SLED BASE \varnothing12 WITH ARMRESTS w 23 1/4" x d 20 3/4" x h 33 3/4" w 59 x d 52 x h 85 cm	CHAIR METAL LEGS \varnothing16 WITH ARMRESTS w 21 3/4" x d 20 3/4" x h 33 3/4" w 55 x d 52 x h 85 cm	CHAIR CANTILEVER \varnothing25 WITH ARMRESTS w 22 3/4" x d 21 1/4" x h 33" w 58 x d 54 x h 84 cm
OAK		649	535	629
WALNUT		668	552	648
COLOUR LACQUER		641	525	620
STACKING		/	8 pcs	/

w - width / d - depth / h - height

All prices are in USD

Oblikant

chair cover



OBLIKANT PADDED COVER

COF	COL	100	200	300	400	500	600	700	60	80
224	-	-	224	269	319	369	419	469	-	-

All prices are in USD.

NOTE

- COVER IS ORDERED SEPARATELY, IF NEEDED PLEASE SPECIFY
- WOODEN ARMREST ON A CHAIR WITH SLED BASE Ø12 IS LACQUERED IN SAME COLOUR AS THE METAL BASE
- WOODEN BASE IS AVAILABLE ONLY IN OIL, LACQUER AND BLACK LACQUER, IT IS NOT AVAILABLE IN ANY OTHER COLOUR LACQUERS
- WOODEN BASE IS NOT AVAILABLE IN COMBINATION WITH VENEER SHELL
- METAL BASES ARE ALWAYS IN THE SAME COLOUR AS THE SHELL, METAL IS ONLY AVAILABLE IN SAME COLOURS AS WOOD COLOUR LACQUERS

Oblikant

swivel base chairs with castors



SITTING HEIGHT 17³/₄" (44.5 CM), SITTING HEIGHT FOR CHAIR SWITH ADJUSTABLE HEIGHT 17³/₄" (44.5 cm) / 21³/₄" (55.5 cm)

**SWIVEL BASE WITH CASTORS
FOUR LEGS**

w 20³/₄" × d 21¹/₄" × h 33³/₄"
w 52 × d 54 × h 85 cm



683

WITH ADJUSTABLE HEIGHT

w 20³/₄" × d 21¹/₄" × h 32¹/₄" / 36³/₄"
w 52 × d 54 × h 82 / 93 cm

719

**SWIVEL BASE WITH CASTORS
FOUR LEGS + ARMREST**

w 20³/₄" × d 21¹/₄" × h 33³/₄"
w 52 × d 54 × h 85 cm



798

WITH ADJUSTABLE HEIGHT

w 20³/₄" × d 21¹/₄" × h 32¹/₄" / 36³/₄"
w 52 × d 54 × h 82 / 93 cm

833

**SWIVEL BASE WITH CASTORS
FIVE LEGS**

w 26" × d 26³/₄" × h 33³/₄"
w 66 × d 68 × h 85 cm



693

WITH ADJUSTABLE HEIGHT

w 26" × d 26³/₄" × h 32¹/₄" / 36³/₄"
w 66 × d 68 × h 82 / 93 cm

727

**SWIVEL BASE WITH CASTORS
FIVE LEGS + ARMREST**

w 26" × d 26³/₄" × h 33³/₄"
w 66 × d 68 × h 85 cm



812

WITH ADJUSTABLE HEIGHT

w 26" × d 26³/₄" × h 32¹/₄" / 36³/₄"
w 66 × d 68 × h 82 / 93 cm

842

FIXED CUSHION



COF	COL	100	200	300	400	500	600	700	60	80
-----	-----	-----	-----	-----	-----	-----	-----	-----	----	----

77	-	-	77	95	115	135	155	175	-	-
----	---	---	----	----	-----	-----	-----	-----	---	---

w - width / d - depth / h - height

All prices are in USD

Oblikant

swivel base chairs with fixed legs

NEW



SITTING HEIGHT 17 $\frac{3}{4}$ " (44.5 CM), SITTING HEIGHT FOR CHAIR WITH ADJUSTABLE HEIGHT 17 $\frac{3}{4}$ " (44.5 cm) / 21 $\frac{3}{4}$ " (55.5 cm)

SWIVEL BASE WITH FOUR FIXED LEGS

w 20 $\frac{3}{4}$ " x d 21 $\frac{1}{4}$ " x h 33 $\frac{3}{4}$ "
w 52 x d 54 x h 85 cm



683

WITH ADJUSTABLE HEIGHT

w 20 $\frac{3}{4}$ " x d 21 $\frac{1}{4}$ " x h 32 $\frac{1}{4}$ " / 36 $\frac{3}{4}$ "
w 52 x d 54 x h 82/93 cm

719

SWIVEL BASE WITH FOUR FIXED LEGS + ARMRESTS

w 20 $\frac{3}{4}$ " x d 21 $\frac{1}{4}$ " x h 33 $\frac{3}{4}$ "
w 52 x d 54 x h 85 cm



798

WITH ADJUSTABLE HEIGHT

w 20 $\frac{3}{4}$ " x d 21 $\frac{1}{4}$ " x h 32 $\frac{1}{4}$ " / 36 $\frac{3}{4}$ "
w 52 x d 54 x h 82/93 cm

833

SWIVEL BASE WITH FIVE FIXED LEGS

w 26" x d 26 $\frac{3}{4}$ " x h 33 $\frac{3}{4}$ "
w 66 x d 68 x h 85 cm



693

WITH ADJUSTABLE HEIGHT

w 26" x d 26 $\frac{3}{4}$ " x h 32 $\frac{1}{4}$ " / 36 $\frac{3}{4}$ "
w 66 x d 68 x h 82/93 cm

727

SWIVEL BASE WITH FIVE FIXED LEGS + ARMRESTS

w 26" x d 26 $\frac{3}{4}$ " x h 33 $\frac{3}{4}$ "
w 66 x d 68 x h 85 cm



812

WITH ADJUSTABLE HEIGHT

w 26" x d 26 $\frac{3}{4}$ " x h 32 $\frac{1}{4}$ " / 36 $\frac{3}{4}$ "
w 66 x d 68 x h 82/93 cm

842

FIXED CUSHION



COF	COL	100	200	300	400	500	600	700	60	80
77	-	-	77	95	115	135	155	175	-	-

w - width / d - depth / h - height

All prices are in USD

Oblique

easy chairs



DESIGN: NUMEN/FOR USE, 2014 (REDESIGN 2016)

Two triangular prisms define a characteristic profile of the **Oblique** easy chair supporting the maximum foam thickness on the rear of the seat and the backseat's lumbar area. The metal construction is bent to follow a specific geometry and upholstered with cast foam, resulting in a unique pulsating form. The Oblique easy chair is available in two versions: with the leg base made of solid wood or metal.

SHELL	moulded foam, metal frame, elastic webbing
BASE	solid wood + oil, lacquer or black lacquer
UPHOLSTERY	fabric

MANDATORY TO SPECIFY

- **type of the easy chair** *i.e. lounge chair*
- **wood finishing** *i.e. OAK nature*
- **upholstery** *i.e. 166 HALLINGDAL 65 500*



LOUNGE CHAIR

w 21¼" × d 28" × h 30¼"
w 54 × d 71 × h 77 cm



OAK / ASH

WALNUT

SITTING HEIGHT 15¾" (40 cm)

COF	COL	100	200	300	400	500	600	700	60	80
1.410	-	-	1.410	1.476	1.548	1.621	1.693	1.766	-	-
1.475	-	-	1.475	1.541	1.613	1.686	1.758	1.831	-	-

EASY CHAIR

w 27¼" × d 28" × h 30¼"
w 70 × d 71 × h 77 cm



OAK / ASH

WALNUT

COF	COL	100	200	300	400	500	600	700	60	80
1.677	-	-	1.677	1.743	1.815	1.888	1.960	2.033	-	-
1.738	-	-	1.738	1.803	1.876	1.948	2.021	2.093	-	-

w - width / d - depth / h - height

All prices are in USD

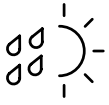
NOTE

- WOODEN BASE IS AVAILABLE IN OIL, LACQUER AND BLACK LACQUER, IT IS NOT AVAILABLE IN ANY OTHER COLOUR LACQUERS
- WE RECOMMEND USING LACQUERED WOOD FINISH FOR THE EASIER MAINTENANCE

Oblique

easy chairs metal

INDOOR & OUTDOOR



DESIGN: NUMEN/FOR USE, 2015 (REDESIGN 2016)

The **Oblique's** body is inserted in a metal construction. Its legs highlight a specific profile and volume of the seat, thus reducing the impression of massiveness, which is present in the wooden version.

SHELL	moulded foam, metal frame, elastic webbing	ARMRESTS	solid wood + oil or lacquer / outdoor oil
BASE	metal tube $\varnothing \frac{3}{4}$ " (2 mm) / $\varnothing \frac{3}{4}$ " (20 mm) / $\varnothing 1$ " (25 mm) + powder coating	UPHOLSTERY	fabric / waterproof fabric

MANDATORY TO SPECIFY

- **type of the easy chair** i.e. easy chair cantilever $\varnothing 25$
- **metal finishing** i.e. BLACK
- **wood finishing, when specified** i.e. OAK nature
- **upholstery** i.e. 166 HALLINGDAL 65 500

SITTING HEIGHT $15\frac{3}{4}$ " (40 cm)

EASY CHAIR METAL
w 26 $\frac{3}{4}$ " x d 28" x h 30 $\frac{1}{4}$ "
w 67 x d 71 x h 77 cm



OUTDOOR

EASY CHAIR CANTILEVER $\varnothing 25$
w 26" x d 28" x h 31"
w 66 x d 71 x h 79 cm



OUTDOOR

**EASY CHAIR CANTILEVER $\varnothing 25$
WITH ARMRESTS**
w 26" x d 28" x h 31"
w 66 x d 71 x h 79 cm



OUTDOOR

EASY CHAIR SLED BASE $\varnothing 12$
w 25 $\frac{3}{4}$ " x d 27 $\frac{3}{4}$ " x h 31 $\frac{3}{4}$ "
w 65 x d 70 x h 80 cm



OUTDOOR

**EASY CHAIR SLED BASE $\varnothing 12$
WITH ARMRESTS**
w 25 $\frac{3}{4}$ " x d 27 $\frac{3}{4}$ " x h 31 $\frac{3}{4}$ "
w 65 x d 70 x h 80 cm



OUTDOOR

COF	COL	100	200	300	400	500	600	700	60	80
1.622	-	-	1.622	1.688	1.760	1.833	1.905	1.978	-	-
			200	300	400	500	600	700		
			1.947	2.025	2.112	2.199	2.286	2.373		
COF	COL	100	200	300	400	500	600	700	60	80
1.433	-	-	1.433	1.498	1.571	1.643	1.716	1.788	-	-
			200	300	400	500	600	700		
			1.719	1.798	1.885	1.972	2.059	2.146		
COF	COL	100	200	300	400	500	600	700	60	80
1.532	-	-	1.532	1.597	1.669	1.742	1.814	1.887	-	-
			200	300	400	500	600	700		
			1.838	1.916	2.003	2.090	2.177	2.264		
COF	COL	100	200	300	400	500	600	700	60	80
1.534	-	-	1.534	1.596	1.664	1.733	1.801	1.869	-	-
			200	300	400	500	600	700		
			1.841	1.915	1.997	2.079	2.161	2.243		
COF	COL	100	200	300	400	500	600	700	60	80
1.745	-	-	1.745	1.806	1.874	1.943	2.011	2.079	-	-
			200	300	400	500	600	700		
			2.093	2.167	2.249	2.331	2.413	2.495		

w - width / d - depth / h - height

All prices are in USD

NOTE

- ARMRESTS CAN BE IN OAK (OIL, LACQUER & BLACK LACQUER, OTHER COLOURS ARE NOT AVAILABLE) ASH AND WALNUT (OIL, LACQUER) OR IN TEAK FOR OUTDOOR VERSION

Oblique

chairs

INDOOR



DESIGN: NUMEN/FOR USE, 2014

The basis of the **Oblique** system is the characteristic profile of a chair which, defined by two triangular prisms, ensures maximum foam thickness on the back side of the seat and the backrest's lumbar area. The metal is bent at a specified geometry and is upholstered with the moulded foam, resulting in a unified pulsating form. As a result of the triangulation, the solid wood legs thin towards the bottom, thus transforming the square cross-section of the top of the legs into their bases' triangle.

SHELL	moulded foam, metal frame
BASE	solid wood + oil, lacquer or black lacquer / metal tube Ø16 mm + powder coating
ARMRESTS	solid wood + oil, lacquer or black lacquer / outdoor oil
UPHOLSTERY	fabric / waterproof fabric

MANDATORY TO SPECIFY

- **type of the chair** *i.e. metal chair*
- **metal finishing, when specified** *i.e. BLACK*
- **wood finishing** *i.e. OAK nature*
- **upholstery** *i.e. 166 HALLINGDAL 65 500*



SITTING HEIGHT 18" (46 cm)

CHAIR
w 20" x d 22¾" x h 35¾"
w 51 x d 58 x h 91 cm



OAK / ASH

WALNUT

CHAIR METAL
w 24¾" x d 23¾" x h 35¾"
w 63 x d 59 x h 91 cm



w - width / d - depth / h - height

All prices are in USD

COF	COL	100	200	300	400	500	600	700	60	80
928	-	-	928	987	1.053	1.119	1.185	1.251	-	-
979	-	-	979	1.039	1.105	1.171	1.237	1.302	-	-

COF	COL	100	200	300	400	500	600	700	60	80
605	-	-	605	642	684	726	767	809	-	-

NOTE

- WOODEN BASE IS AVAILABLE IN OIL, LACQUER AND BLACK LACQUER, IT IS NOT AVAILABLE IN ANY OTHER COLOUR LACQUERS;
- WE RECOMMEND USING LACQUERED WOOD FINISH FOR THE EASIER MAINTENANCE

Oblique chairs

INDOOR



DESIGN: NUMEN/FOR USE, 2019

With their minimalist dimensions, the **Oblique** chairs provide a high-quality sitting experience. The design of metal legs construction emphasizes a specific profile and volume of the chair. The Oblique chairs are available in six variations of steel legs.



SITTING HEIGHT 19" (48 cm)

CHAIR SLED BASE Ø12

w 21¾" × d 22¾" × h 35¾"
w 55 × d 58 × h 91 cm



COF	COL	100	200	300	400	500	600	700	60	80
822	-	-	822	881	947	1.013	1.079	1.145	-	-

**CHAIR SLED BASE Ø12
WITH ARMRESTS**

w 22¾" × d 22¾" × h 35¾"
w 58 × d 58 × h 91 cm



COF	COL	100	200	300	400	500	600	700	60	80
929	-	-	929	988	1.054	1.120	1.186	1.252	-	-

CHAIR METAL LEGS Ø16

w 20¾" × d 22¾" × h 35¾"
w 53 × d 58 × h 91 cm



COF	COL	100	200	300	400	500	600	700	60	80
797	-	-	797	856	922	988	1.054	1.120	-	-

**CHAIR METAL LEGS Ø16
WITH ARMRESTS**

w 22" × d 22¾" × h 35¾"
w 56 × d 58 × h 91 cm



COF	COL	100	200	300	400	500	600	700	60	80
827	-	-	827	886	952	1.018	1.084	1.150	-	-

CHAIR CANTILEVER Ø25

w 23¾" × d 23¾" × h 35¾"
w 60 × d 59 × h 91 cm



COF	COL	100	200	300	400	500	600	700	60	80
877	-	-	877	936	1.002	1.068	1.134	1.200	-	-

**CHAIR CANTILEVER Ø25
WITH ARMRESTS**

w 26¾" × d 28" × h 35¾"
w 67 × d 71 × h 91 cm



COF	COL	100	200	300	400	500	600	700	60	80
916	-	-	916	975	1.041	1.107	1.173	1.239	-	-

w - width / d - depth / h - height

All prices are in USD

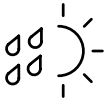
NOTE

- THE ARMREST ON A CHAIR WITH SLED BASE Ø12 IS LACQUERED IN THE SAME COLOUR AS THE METAL BASE; THE METAL BASE IS AVAILABLE ONLY IN THE COLOUR CODES THAT ARE AVAILABLE FOR WOOD COLOUR LACQUERS

Oblique

chairs

OUTDOOR

**MANDATORY TO SPECIFY**

- **type of the chair** *i.e. chair sled base Ø12*
- **metal finishing** *i.e. BLACK*
- **wood finishing, when specified** *i.e. TEAK*
- **upholstery** *i.e. ROCOCÓ NAVY 600*

CHAIR METAL

w 24¾" × d 23¾" × h 35¾"
w 63 × d 59 × h 91 cm



200	300	400	500	600	700
1.148	1.219	1.298	1.377	1.456	1.535

CHAIR SLED BASE Ø12

w 21¾" × d 22¾" × h 35¾"
w 55 × d 58 × h 91 cm



200	300	400	500	600	700
986	1.057	1.136	1.215	1.294	1.374

**CHAIR SLED BASE Ø12
WITH ARMRESTS**

w 22¾" × d 22¾" × h 35¾"
w 58 × d 58 × h 91 cm



200	300	400	500	600	700
1.115	1.186	1.265	1.344	1.423	1.502

CHAIR METAL LEGS Ø16

w 20¾" × d 22¾" × h 35¾"
w 53 × d 58 × h 91 cm



200	300	400	500	600	700
956	1.027	1.106	1.186	1.265	1.344

**CHAIR METAL LEGS Ø16
WITH ARMRESTS**

w 22" × d 22¾" × h 35¾"
w 56 × d 58 × h 91 cm



200	300	400	500	600	700
993	1.064	1.143	1.222	1.301	1.380

CHAIR CANTILEVER Ø25

w 23¾" × d 23¾" × h 35¾"
w 60 × d 59 × h 91 cm



200	300	400	500	600	700
1.052	1.123	1.202	1.281	1.361	1.440

**CHAIR CANTILEVER Ø25
WITH ARMRESTS**

w 26¾" × d 28" × h 35¾"
w 67 × d 71 × h 91 cm



200	300	400	500	600	700
1.099	1.171	1.250	1.329	1.408	1.487

w - width / d - depth / h - height

All prices are in USD

NOTE

- WOODEN ARMRESTS ARE AVAILABLE ONLY IN TEAK

Oblique

tables



DESIGN: NUMEN/FOR USE, 2014

Oblique collection is completed with the table which can be used in the office or as a dining table. The character of the complete collection has been best expressed in this table. Specific geometry of the legs made of solid wood in combination with the floating table top makes a perfect match.


TABLE TOP	MDF + FENIX NTM
LEGS	solid wood + oil, lacquer or black lacquer

MANDATORY TO SPECIFY

- dimensions of the table
- wood finishing *i.e.* OAK nature
- table top *i.e.* FENIX 0720 black

TABLES


h 28¾" (73 cm)



	OAK / ASH	WALNUT
70¾" x 37¾" 180 x 96 cm	2.696	2.872
78¾" x 37¾" 200 x 96	2.857	3.033
90¾" x 37¾" 230 x 96	3.092	3.268

TABLES Ø

h 28¾" (73 cm)



	OAK / ASH	WALNUT
Ø 47¼" Ø 120 cm	2.092	2.268
Ø 63" Ø 160 cm	2.469	2.608

TABLE Ø120 HAS 4 LEGS; TABLE Ø160 HAS 3 LEGS

w - width / d - depth / h - height

All prices are in USD

NOTE

- IF TABLE TOP IS IN FENIX BLACK, LEGS CAN BE IN OIL, LACQUER OR BLACK LACQUER FINISH. OTHER COLOUR LACQUERS ARE NOT AVAILABLE
- WE RECOMMEND USING LACQUERED WOOD FINISH FOR THE EASIER MAINTENANCE

Oblique

low tables



DESIGN: NUMEN/FOR USE, 2014

Oblique low tables come in three sizes. Legs are produced from the solid wood and protected with high-quality oil or lacquer. As a result of the triangulation, the solid wood legs thin towards the bottom, giving them elegant flair and making them an ideal addition to Oblique easy chair.

TABLE TOP	solid wood + oil or lacquer, black lacquer / MDF + FENIX NTM
LEGS	solid wood + oil or lacquer, black lacquer

MANDATORY TO SPECIFY

- dimensions of the low table
- wood finishing *i.e.* OAK nature
- table top *i.e.* FENIX 0720 black

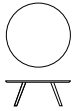
LOW TABLE Ø70

Ø 27¾" cm × 16¼" cm
Ø 70 cm × 41 cm



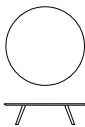
LOW TABLE Ø90

Ø 35¾" cm × 13¾" cm
Ø 90 cm × 35 cm



LOW TABLE Ø110

Ø 43¾" cm × 11¾" cm
Ø 110 cm × 29 cm



w - width / d - depth / h - height

	OAK / ASH	WALNUT	FENIX
OAK / ASH	954	-	831
WALNUT	-	962	902

	OAK / ASH	WALNUT	FENIX
OAK / ASH	1.122	-	1.011
WALNUT	-	1.132	1.083

	OAK / ASH	WALNUT	FENIX
OAK / ASH	1.298	-	1.265
WALNUT	-	1.398	1.343

All prices are in USD

NOTE

- SOLID WOOD TABLE TOPS ARE NOT AVAILABLE IN OTHER COLOUR LACQUERS
- IF TABLE TOP IS IN FENIX BLACK, LEGS CAN BE IN OIL, LACQUER OR BLACK LACQUER FINISH. OTHER COLOUR LACQUERS ARE NOT AVAILABLE
- WE RECOMMEND USING LACQUERED WOOD FINISH FOR THE EASIER MAINTENANCE

Omnia

collection



DESIGN: NEISAKO, 2023

The archetypal silhouettes of the **Omnia** armchair are gently reinforced by refined transitional shapes. Concrete and clear geodesics of constructive membrane from the outside turn from convex to concave, hence supporting ergonomic line that harmoniously embrace the volumes of backrest and armrests. Upholstered elements are rich in dimensions and together with specially designed substructures enable cosy and long sitting sessions in many positions. Omnia is, thanks to its elegant silhouette and comfortable character, convenient for both formal and informal interior settings. Additional connector/sideboard element and rectangular arrangement provide possibilities for spatial setups in which by connecting the armchairs is possible to create a free-form floor plan in raster-like formation, which then provides the freedom to change the orientation in desired direction.

SEAT	HR foam, polyester wadding	UHPOLSTERY FOR SEAT AND BACKREST	fabric (non-removable)
BACKREST AND ARMREST	HR foam, polyester wadding	OUTER SHELL	bent plywood, upholstered in leather or fabric (see chart)
CONSTRUCTION	powder coated steel / sand-grinded stainless steel	CONNECTING BOARD	powder coated steel / sand-grinded stainless steel
SUPPORT	elastic webbing		

MANDATORY TO SPECIFY

- upholstery for outer shell *i.e. TUNDRA 600 CHOCO 60*
- upholstery for seat, backrest & armrests *i.e. ARCO ARCTIC 400*
- metal finish for legs and small table *i.e. POWDER COATED STEEL + RED*



ARMCHAIR

w 35¾" × d 33¾" × h 27¾"
w 91 × d 85 × h 70 cm



OUTER SHELL

SEAT, BACKREST AND ARMRESTS

SITTING HEIGHT 16¾" (42 cm), SITTING DEPTH 21¾" (55 cm)

COF	COL	100	200	300	400	500	600	700	60	80
-	-	-	583	634	689	745	801	857	1.142	1.526
-	-	-	2.127	2.207	2.297	2.386	2.476	2.565	-	-

2SEATER

w 64¼" × d 33¾" × h 27¾"
w 163 × d 85 × h 70 cm



OUTER SHELL

SEAT, BACKREST AND ARMRESTS

COF	COL	100	200	300	400	500	600	700	60	80
-	-	-	1.050	1.140	1.241	1.341	1.442	1.542	2.056	2.746
-	-	-	3.829	3.973	4.134	4.295	4.456	4.617	-	-

w - width / d - depth / h - height

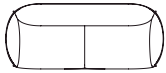
All prices are in USD

Omnia

collection

2.5SEATER

w 80¼" × d 33¾" × h 27¾"
w 204 × d 85 × h 70 cm



OUTER SHELL

SEAT, BACKREST AND ARMRESTS

COF	COL	100	200	300	400	500	600	700	60	80
-	-	-	1.196	1.299	1.413	1.528	1.642	1.757	2.342	3.127
-	-	-	4.360	4.525	4.709	4.892	5.075	5.258	-	-

LEGS (SET OF 4)
h 7" (18 cm)

POWDER COATED STEEL

SAND-GRIDED STAINLESS STEEL

155

228

SMALL TABLE

CONNECTING BOARD

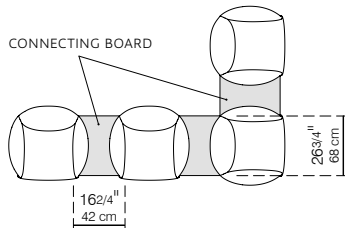


POWDER COATED STEEL

334

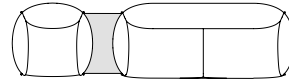
CORNER CONNECTION

4 × ARMCHAIR + 3 × CONNECTING BOARD



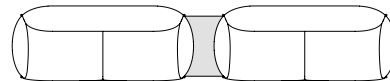
LINEAR CONNECTION 1

1 × ARMCHAIR + 1 × CONNECTING BOARD + 1 × 2.5SEATER



LINEAR CONNECTION 2

2 × 2.5SEATER + 1 × CONNECTING BOARD



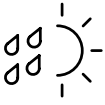
NOTE

- THE PRICES OF OUTER SHELL, SEAT, BACKREST, ARMRESTS AND LEGS SET MAKE UP THE TOTAL PRICE OF ARMCHAIR AND SOFA
- OMNIA ARMCHAIRS CAN BE CONNECTED BY CONNECTING BOARD FROM BOTH SIDES AND FROM THE BACK, WHILE SOFAS CAN BE CONNECTED ONLY FROM THE SIDES RESULTING IN INFINITE POSSIBLE PERMUTATIONS AND LAYOUTS

Osmo

easy chairs

OUTDOOR



DESIGN: NUMEN/FOR USE, 2016 & 2019

Osmo is a series of seating objects developed on the classic typology of chairs for terraces in hotels and restaurants. The inox structure combined with wooden seat and backrest provides an optimal equilibrium of comfort and rigidity required in demanding context of extensive use in exterior exposed to sun and seawater. A bent tube structure defines the frame in which the seat and backrest made of wooden slates are inserted into. The characteristic inclination of front legs combined with extremely wide, fractured armrest, results in a biomorphic appearance reminiscent of an insectoid robot from SF movies.

SEAT & BACKREST	inox plate + powder coating / solid wood + outdoor oil
BASE	inox tube \varnothing 1 $\frac{3}{4}$ " (16 mm) + powder coating
ARMRESTS	solid wood + outdoor oil
CUSHIONS	waterproof fabric (removable)

MANDATORY TO SPECIFY

- **type of the easy chair** *i.e. easy chair with wood*
- **metal finishing** *i.e. BLACK*
- **wood finishing, when specified** *i.e. TEAK*

SITTING HEIGHT 14 $\frac{3}{4}$ " (37 cm)

EASY CHAIR

w 26 $\frac{3}{4}$ " x d 26 $\frac{3}{4}$ " x h 29 $\frac{3}{4}$ "
w 68 x d 67 x h 75 cm



EASY CHAIR WITH WOOD



INOX



EASY CHAIR WITH ARMREST

INOX

INOX

760

TEAK

1.232

STACKABLE, 6 PIECES FOR METAL VARIANTS, 4 PIECES FOR VARIANT WITH WOODEN SEAT AND BACKREST

TEAK

1.452

OSMO EASY CHAIR CUSHION

200	300	400	500	600	700
128	147	167	187	207	228

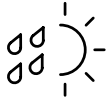
w - width / d - depth / h - height

All prices are in USD

Osmo

chairs

OUTDOOR



DESIGN: NUMEN/FOR USE, 2016 & 2019

Osmo is a series of seating objects developed on the classic typology of chairs for terraces in hotels and restaurants. The inox structure combined with wooden seat and backrest provides an optimal equilibrium of comfort and rigidity required in demanding context of extensive use in exterior exposed to sun and seawater. A bent tube structure defines the frame in which the seat and backrest made of wooden slates are inserted into. The characteristic inclination of front legs combined with extremely wide, fractured armrest, results in a biomorphic appearance reminiscent of an insectoid robot from SF movies.

SEAT & BACKREST	inox plate + powder coating / solid wood + outdoor oil
BASE	inox tube \varnothing 1 $\frac{3}{4}$ " (16 mm) + powder coating
CUSHIONS	waterproof fabric (removable)

MANDATORY TO SPECIFY

- **type of the chair** *i.e. chair with wood*
- **metal finishing** *i.e. BLACK*
- **wood finishing, when specified** *i.e. TEAK*



SITTING HEIGHT 17 $\frac{3}{4}$ " (44 cm)

CHAIR
w 22 $\frac{3}{4}$ " x d 21 $\frac{3}{4}$ " x h 32 $\frac{3}{4}$ "
w 57 x d 55 x h 83 cm

INOX

676



CHAIR WITH WOOD



TEAK

1.097

INOX

STACKABLE, 6 PIECES FOR METAL VARIANTS , 4 PIECES FOR VARIANT WITH WOODEN SEAT AND BACKREST

OSMO CHAIR CUSHION

200	300	400	500	600	700
128	147	167	187	207	228

w - width / d - depth / h - height

All prices are in USD

Pil-low

sofa bed



DESIGN: NEISAKO, 2013

Pil-low is a multifunctional sofa characterized by specific relationship between the seat, backseat and cushion in which the cushion has a double function – in the sofa position it improves the seating ergonomics and in the bed position it serves to enlarge the sleeping space. The usual decorative cushions used for improving seating ergonomics are no longer required. The innovative mechanism enables simple transformation from sofa to bed. In the first stage of opening the storage space becomes available, otherwise completely hidden in the sofa position. The form of the sofa has been designed as a complete spatial object and functions equally well freestanding or standing next to the wall.

STRUCTURE solid wood, plywood

BASE metal + powder coating

SUSPENSION wave springs

UPHOLSTERY fabric

SEAT & BACKREST HR foam, polyester wadding


MANDATORY TO SPECIFY

- metal finishing *i.e.* BLACK
- upholstery *i.e.* 166 HALLINGDAL 65 500



3SEATER SOFA

w 78¾" × d 41¼" × h 30¾"
w 200 × d 105 × h 78 cm

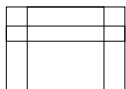


SITTING HEIGHT 17¾" (45 cm)

COF	COL	100	200	300	400	500	600	700	60	80
5.415	-	-	5.415	5.756	6.134	6.512	6.891	7.269	-	-

PIL-LOW SOFA BED IS AVAILABLE IN ONE OR TWO COLOURS BUT IN THE SAME TYPE OF FABRIC

w 78¾" × d 61" × h 17¾"
w 200 × d 155 × h 45 cm



MATTRESS 78¾" × d 61" (200 × 155 cm)

w - width / d - depth / h - height

All prices are in USD

NOTE

- STITCHES ARE IN THE COLOUR OF THE BASE

Piun

chair



DESIGN: GRUPA, 2020

With its airy flair, the design of the **Piun** chair revolves around lightness, functionality and comfort, which are all necessary for a dining setting. The challenge was to design a light and stackable chair with armrests for mass seating.

SEAT	plywood, veneer + lacquer or colour lacquer / plywood + upholstered seat
BACKREST	solid wood + lacquer or colour lacquer
BASE	metal tube $\varnothing \frac{3}{4}$ " (16 mm) + powder coating
UPHOLSTERY	fabric

MANDATORY TO SPECIFY

- metal finishing *i.e. BLACK*
- wood finishing *i.e. BLACK*
- upholstery, when specified *i.e. 641 ATLAS 300*



SITTING HEIGHT 17 $\frac{1}{4}$ " (44 cm)

CHAIR

w 22" x d 20 $\frac{3}{4}$ " x h 31"
w 56 x d 52 x h 80 cm

770



STACKABLE, 5 PIECES

UPHOLSTERED SEAT

w 22" x d 20 $\frac{3}{4}$ " x h 31"
w 56 x d 52 x h 80 cm



COF	COL	100	200	300	400	500	600	700	60	80
882	896	-	882	896	912	928	944	960	1.046	1.084

w - width / d - depth / h - height

All prices are in USD

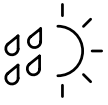
NOTE

- METAL BASE IS ALWAYS IN THE SAME COLOUR AS SEAT/BACKREST, METAL BASE IS AVAILABLE ONLY IN COLOUR CODES THAT ARE AVAILABLE FOR WOOD COLOUR LACQUERS
- PIUN IS AVAILABLE IN OAK LACQUER OR COLOUR LACQUER. ASH OR WALNUT ARE NOT AVAILABLE

Polygon

easy chair

INDOOR & OUTDOOR



DESIGN: NUMEN/FOR USE, 2013 (REDESIGN 2016)

Polygon is an easy chair with armrests based on modernistic typology of the seat with modest dimensions which fulfils functional parameters but does not usurp the space with its volume and immobility. The triangles, which define the orthogonal side view on the armchair, transform into hexagons and more complex polygons when the perspective changes. The resulting product seems familiar, or even old-fashioned, yet extremely contemporary. The construction made of bent steel profiles additionally highlights Polygon's dual character.

SEAT & BACKREST	moulded foam, metal frame, elastic webbing
BASE	metal rod \varnothing 3/4" (16 mm) + powder coating
ARMRESTS	solid wood + oil or lacquer / outdoor oil
UPHOLSTERY	fabric / leather / waterproof fabric

MANDATORY TO SPECIFY

- **metal finishing** i.e. BLACK
- **wood finishing** i.e. OAK nature
- **upholstery** i.e. 166 HALLINGDAL 65 500



SITTING HEIGHT 14 3/4" (37 cm)

EASY CHAIR

w 28 3/4" x d 28 3/4" x h 29 3/4"
w 73 x d 72 x h 75 cm



COF	COL	100	200	300	400	500	600	700	60	80
1.592	1.679	-	1.592	1.679	1.776	1.874	1.971	2.068	2.279	2.535

OUTDOOR

200	300	400	500	600	700
1.910	2.015	2.132	2.248	2.365	2.482

w - width / d - depth / h - height

All prices are in USD


NOTE

- ARMRESTS CAN BE MADE FROM OAK (OIL, LACQUER & BLACK LACQUER, OTHER COLOURS ARE NOT AVAILABLE), ASH AND WALNUT (OIL, LACQUER) OR FROM TEAK FOR THE OUTDOOR VERSION; ALL VARIANTS ARE INCLUDED IN THE PRICE

Polygon

low tables

INDOOR & OUTDOOR



DESIGN: NUMEN/FOR USE, 2014 (REDESIGN 2018)

Three **Polygon** tables are based upon the same formal origin as Polygon easy chair. The dominant triangular form is accentuated when viewed from the side, but once the observer begins to move, three triangles of the base overlap into complex three-dimensional drawings. The height and the surface of the top plates are counterpointed resulting in radically different inclinations of diagonal lines of the steel bars. Table tops can be made from solid wood, MDF with Fenix or HPL, making them suitable for outdoor use.

TABLE TOP	solid wood + oil or lacquer / MDF + FENIX NTM / outdoor HPL
BASE	metal rod $\varnothing \frac{3}{4}$ " (12 mm) + powder coating


MANDATORY TO SPECIFY

- **dimensions of the table**
- **metal finishing** i.e. *BLACK*
- **table top** i.e. *FENIX 0720 black*

LOW TABLE Ø60

$\varnothing 23\frac{3}{4}$ " x $15\frac{3}{4}$ "
 $\varnothing 60 \times 40$ cm



OAK / ASH	WALNUT	FENIX	OUTDOOR HPL
838	943	 656	916

LOW TABLE Ø72

$\varnothing 28\frac{3}{4}$ " x $12\frac{3}{4}$ "
 $\varnothing 72 \times 32$ cm




OAK / ASH	WALNUT	FENIX	OUTDOOR HPL
904	1.114	 754	1.139

LOW TABLE Ø84

$\varnothing 33$ " x $9\frac{3}{4}$ "
 $\varnothing 84 \times 24$ cm



OAK / ASH	WALNUT	FENIX	OUTDOOR HPL
1.139	1.367	 833	1.391

w - width / d - depth / h - height

All prices are in USD

NOTE

- SOLID WOOD TABLE TOPS ARE NOT AVAILABLE IN BLACK OR OTHER COLOUR LACQUERS. WE RECOMMEND USING LACQUERED WOOD FINISH FOR THE EASIER MAINTENANCE

Rei

lounge collection

NEW



DESIGN: NUMEN/FOR USE, 2024

Designed to be an anchor of a room, **Rei** functions as a focal point, defining and grounding the space around it into a zone of personal ritual. With its flexible and contouring shell of moulded plywood, contrasted by the soft padding of differing heights and paired with a lounge ottoman, it keeps blurring the ever more fluid distinction of home vs. work or private vs. public. The swivel mechanism is added to maximise comfort and flexibility. An elegant, seamless fusion of free flow and formal restraint, which makes Rei chairs both iconic and egalitarian, aspirational and sober, is this collection's most defining quality.

SHELL	plywood, veneer + lacquer / upholstered in leather
BACKREST	HR foam, polyester wadding
SEAT	HR foam, polyester wadding
BASE	aluminum + powder coating BLACK / polished aluminum / metal + powder coating BLACK / stainless steel
UPHOLSTERY	fabric / leather

MANDATORY TO SPECIFY

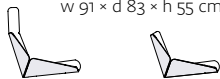
- **type and finish of shell** *i.e. oak nature with armrests*
- **type of cushions and upholstery** *i.e. high, 166 HALLINGDAL 65 500*
- **type of base and finishing** *i.e. fixed powder coated BLACK*

SITTING HEIGHT 16¾" (42 cm), SITTING DEPTH 16¾" (53 cm)

PLYWOOD SHELLS

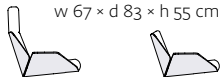
WITHOUT ARMREST

w 35¾" x d 32¾" x h 21¾"
w 91 x d 83 x h 55 cm



WITH ARMRESTS

w 26¾" x d 32¾" x h 29¾"
w 67 x d 83 x h 55 cm



POUF

w 26¾" x d 26¾" x h 4"
w 67 x d 67 x h 10 cm



	OAK	WALNUT	LACQUER	LEATHER DIVINA
	714	746	613	1.707
	787	822	675	1.982
	291	336	249	665

OAK, WALNUT, LACQUER OR LEATHER DIVINA REFERS TO THE MATERIAL FINISH OF OUTER SHELL

w - width / d - depth / h - height

All prices are in USD

Rei

loung collection

CUSHIONS

LOW

h 21¾" (h 55 cm)



COF	COL	100	200	300	400	500	600	700	60	80
630	672	-	672	725	785	844	904	963	1.125	1.340

HIGH

h 31¾" (h 80 cm)



726	776	-	776	839	910	981	1.052	1.122	1.310	1.564
-----	-----	---	-----	-----	-----	-----	-------	-------	-------	-------

POUF

w 26¾" × d 26¾" × h 4¾"
w 67 × d 67 × h 12 cm



374	374	-	374	414	459	503	548	593	700	861
-----	-----	---	-----	-----	-----	-----	-----	-----	-----	-----

BASES

FIXED BASES

ARMCHAIR

w 24¾" × d 29¼" × h 11¾"
w 63 × d 74 × h 29 cm



ARMCHAIR

POWDER COATED

418

POLISHED ALUMINUM

1.623

POUF

w 24¾" × d 29¼" × h 11¾"
w 63 × d 74 × h 29 cm



POUF

418

1.623

SWIVEL BASES

ARMCHAIR

w 24" × d 24" × h 8¾"
w 61 × d 61 × h 21 cm



ARMCHAIR

POWDER COATED

569

POLISHED ALUMINUM

1.140

POUF

w 24" × d 24" × h 11¾"
w 61 × d 61 × h 29 cm



POUF

486

906

SWIVEL BASE WITH MECHANISM

ARMCHAIR

w 24" × d 24" × h 11¾"
w 61 × d 61 × h 21 cm



ARMCHAIR

POWDER COATED

1.204

w - width / d - depth / h - height

All prices are in USD

Revolve

sofa bed



DESIGN: NUMEN/FOR USE, IVANA BOROVIJAK, ROBERTA BRATOVIĆ, 2011

Revolve is a multifunctional sofa that merges seating and sleeping in an innovative way. Its design stands out in any interior, giving it a special character. By a simple rotation of 180 degrees, it can be transformed from a sofa into a bed. Revolve is a perfect bed for two thanks to the padding that is the same the one used for self-standing mattresses. Its dynamic form and dual function make it suitable for decorating a home, office or a holiday home.

STRUCTURE solid wood, plywood

SEAT & BACKREST HR foam, polyester wadding

SUSPENSION wave springs

UPHOLSTERY fabric


MANDATORY TO SPECIFY

– upholstery first color (seat), second color (backrest) i.e. ARCO JADE 400 / ARCO ARCTIC 400




3SEATER SOFA

w 82¾" × d 44" × h 30"
w 210 × d 112 × h 76 cm



w 82¾" × d 55" × h 15"
w 210 × d 140 × h 38 cm



POUF

w 29¼" × d 28¼" × h 14¼"
w 74 × d 72 × h 36 cm



SITTING HEIGHT 38 cm, SITTING DEPTH 68 cm

COF	COL	100	200	300	400	500	600	700	60	80
3.640	-	-	3.934	4.311	4.730	5.150	5.569	5.988	-	-

MATTRESS 82¾" × 55" (210 × 140 cm)

COF	COL	100	200	300	400	500	600	700	60	80
880	-	-	880	942	1.010	1.079	1.148	1.217	-	-

w - width / d - depth / h - height

All prices are in USD

Rhomb

chairs



DESIGN: SMPDO, 2016

Rhomb is a spacious, comfortable and solid chair with armrests, produced by combining the latest wood manufacturing technologies and sophisticated handcraft. Its character is defined by the rhomboid section that rotates and changes the shape depending on the function of the curve that unites the backrest and the armrest. Through selection of several types, colours and solid wood finishes, Rhomb easily adapts to various interiors, either residential or public.

STRUCTURE	solid wood + oil, lacquer or colour lacquer
UPHOLSTERY	fabric / leather
CUSHION	fabric / leather

MANDATORY TO SPECIFY

- **wood finishing** i.e. *OAK nature*
- **upholstery, when specified** i.e. *ARCO JADE 400*



SITTING HEIGHT 17¼" (44 cm)

CHAIR

w 22¾" × d 20¾" × h 31"
w 58 × d 53 × h 79 cm



OAK / ASH / COLOUR LACQUER					WALNUT						
Ⓝ	994				1.124						

WITH CUSHION



OAK / ASH / COLOUR LACQUER

COF	COL	100	200	300	400	500	600	700	60	80
1.145	1.174	-	1.145	1.174	1.205	1.237	1.269	1.300	1.265	1.328
1.275	1.304	-	1.275	1.304	1.335	1.367	1.399	1.430	1.395	1.458

WALNUT

LOOSE CUSHION

w 14¾" × d 15¼" × h 1¼"
w 37 × d 39 × h 3 cm



COF	COL	100	200	300	400	500	600	700	60	80
152	172	-	152	172	194	216	238	260	406	484

w - width / d - depth / h - height

All prices are in USD

NOTE

- WE RECOMMEND USING LACQUERED WOOD FINISH FOR THE EASIER MAINTENANCE

Rhomb

tables



DESIGN: SMPDO, 2016

To match the chair, Simon Morasi Piperčić designed **Rhomb** table with the legs shaped as rhomboids. They are positioned diagonally in the direction of the corners of the table. Viewed from an angle, two legs are very thin and the other two are wide, giving the table an interesting and dynamic look. The table top has a lens like form and sharp knife edge, resulting in a very elegant. Especially when the table is made in lacquered finish with Fenix top.

TABLE TOP solid wood + oil or lacquer / MDF + FENIX NTM

LEGS solid wood + oil, lacquer or colour lacquer

MANDATORY TO SPECIFY

- dimensions of the table
- wood finishing *i.e.* BLACK
- table top *i.e.* FENIX 0720 black

TABLES

h 29¾" (75 cm)



	OAK / ASH	WALNUT	FENIX
41¼" x 41¼" 105 x 105	2.377	2.679	2.611
78¾" x 41¼" 200 x 105	3.219	3.655	3.208
98¾" x 41¼" 250 x 105	4.042	4.622	4.162
108¾" x 41¼" 275 x 105	4.343	5.002	4.780
Ø 47¼" Ø 120	2.546	2.877	2.758

w - width / d - depth / h - height

All prices are in USD

NOTE

- SOLID WOOD TABLE TOPS ARE NOT AVAILABLE IN BLACK OR OTHER COLOUR LACQUERS
- WE RECOMMEND USING LACQUERED WOOD FINISH FOR THE EASIER MAINTENANCE
- RECOMMENDED COLOUR COMBINATIONS FOR RHOMB TABLES ARE PROVIDED IN THE TABLE BELOW:

TABLE TOP	FENIX WHITE	FENIX LIGHT GREY	FENIX BEIGE	FENIX DARK GREY	FENIX BLACK
LEGS	GREY WHITE	GREY WHITE OF BLACK	GREY WHITE OF BLACK	DARK GREY	BLACK

Rhomb

conference tables



DESIGN: SMPDO, 2021

The **Rhomb conference table** is part of the collection of the same name with characteristic rhomboid-shaped legs positioned diagonally to the corners of the table. Thanks to its dimensions, it is suitable for holding meetings for a larger number of people (10-14) or for working with a larger number of people at the same table. The openings on the surface of the table provide additional functionality for the installation of power modules and routing cables. The table top has rounded corners and sharply cut edges, which results in a sophisticated appearance, especially when the table is made in lacquered finish with a Fenix top.

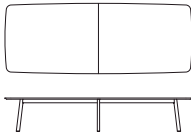
TABLE TOP	MDF + FENIX NTM
LEGS	solid wood + oil, lacquer or black lacquer

MANDATORY TO SPECIFY

- **dimensions of the table**
- **wood finishing** *i.e. BLACK*
- **table top** *i.e. FENIX o720 black*
- **specify** *i.e. cable holes, power modules*

TABLES

h 29¾" (75 cm)



FENIX

163¾" x 61" 415 x 155	7.481
196¾" x 61" 500 x 155	10.634

ADDITIONAL OPTIONS



CABLE HOLE SET (2 PCS)


6" x 2" cm
(15 x 5 cm)




POWER MODULE SET (2 PCS)

Bachman module 11¾" x 4"
(30 x 10 cm) with cover TOP FRAME
4-way, black anodised
(2 per conference table)
- 2 x EU power socket
- USB A&c Charger 22 W
- HDMI 2.0 keystone module
- RJ45 CAT6A coupling socket
- Plastic cable guide 130 cm,
vertical black

219



1.600



w - width / d - depth / h - height

All prices are in USD

NOTE

- FENIX TABLE HAS COLOUR LACQUERED LEGS, TABLE TOP EDGE IS ALWAYS LACQUERED IN THE SAME COLOUR AS THE LEGS
- WE RECOMMEND USING LACQUERED WOOD FINISH FOR THE EASIER MAINTENANCE

Rostrum

modular sofa

MODULES



DESIGN: BENJAMIN HUBERT | LAYER, 2022

Rostrum is an infinitely scalable sofa system with a highly sophisticated design language that takes its name from a raised performance platform – a nod to the slender legs that raise the modular seating elements and accessories above the floor. This elevated structure gracefully cradles the soft cushioning and reduces the visual weight of the sofa system. It also allows for the use of a minimal, lightweight, frame system that acts as a signature element across a range of CMF expressions, with the ability to mix and match materials, colours, and finishes. The intuitive functionality of the accessories – such as the simple swivel of the height adjustable table – complements the architectural forms. These linear forms are further emphasized by the ribbed detail of the dividing screens, which echoes the slender legs; while power is integrated seamlessly into the frame structure.

STRUCTURE	metal frame, solid wood, plywood	BASE	steel construction + powder coating / ALU legs + powder coating
SUSPENSION	elastic webbing	UPHOLSTERY	fabric (removable)
SEAT & BACKREST	HR foam, polyester wadding	SIDE TABLE	solid wood + oil or lacquer / FENIX

INSTRUCTIONS FOR USING THE PRICE LIST:

Rostrum is a modular system offering numerous possibilities of combining components. To provide an easy-to-use Price List, we have defined the most frequent basic and characteristic compositions by the description and price that can be used for a quicker calculation of the price. In case you need a price of the composition which compared to the one shown differs only in one element, deduct its unit price from the composition and add the price of the element that you need. When combining the components, use the typology for a better insight in the required dimensions of the structure and elements.

MANDATORY TO SPECIFY

- number of the composition or type of modules/legs/bases specification and dimensions
- metal finishing *i.e. BLACK*
- side table *i.e. OAK nature*
- upholstery *i.e. 113 STEELCUT TRIO 3 500*
- sketch of the configuration
- if ordering power socket please specify position (E1 or E2)

M – 1SEATER, DEEP SEAT AND TABLE TOP
A – ARMREST

1SEATER (M)

w 27¾" × d 30" × h 18"
w 70 × d 76 × h 46 cm



SITTING HEIGHT 16¾" (42 cm), SITTING DEPTH 23¾" (60 cm), 30" (76 cm) FOR POUF

COF	COL	100	200	300	400	500	600	700	60	80
1.133	-	-	1.179	1.237	1.302	1.368	1.433	1.498	-	-

DEEP SEAT (M)

w 27¾" × d 30" × h 7"
w 70 × d 76 × h 18 cm



COF	COL	100	200	300	400	500	600	700	60	80
674	-	-	702	739	780	821	862	903	-	-

w - width / d - depth / h - height

All prices are in USD

Rostrum

modular sofa

MODULES

CORNER (L/R)

w 30" × d 30" × h 18"
w 76 × d 76 × h 46 cm



COF	COL	100	200	300	400	500	600	700	60	80
1.599	-	-	1.639	1.691	1.749	1.806	1.864	1.922	-	-

ARMREST (A)

w 6¼" × d 30" × h 13¼"
w 16 × d 76 × h 34 cm



COF	COL	100	200	300	400	500	600	700	60	80
494	-	-	513	538	566	594	622	650	-	-

TABLE TOP (M)

w 27¼" × d 30" × h 1"
w 70 × d 76 × h 25 cm



OAK	FENIX
449	381











w - width / d - depth / h - height

All prices are in USD

Rostrum

modular sofa

BASES

<p>BASE 01 M w 27$\frac{3}{4}$" x d 30" w 70 x d 76 cm</p> <p>463</p> 	<p>BASE 02 (L/R) M + A w 33$\frac{3}{4}$" x d 30" w 86 x d 76 cm</p> <p>465</p> 	<p>BASE 03 M + 2A w 41$\frac{3}{4}$" x d 30" w 106 x d 76 cm</p> <p>467</p> 	<p>BASE 04 2M w 55" x d 30" w 140 x d 76 cm</p> <p>770</p> 
<p>BASE 05 (L/R) 2M + A w 62$\frac{3}{4}$" x d 30" w 158 x d 76 cm</p> <p>772</p> 	<p>BASE 06 2M + 2A w 69$\frac{3}{4}$" x d 30" w 176 x d 76 cm</p> <p>774</p> 	<p>BASE 07 3M w 82$\frac{3}{4}$" x d 30" w 210 x d 76 cm</p> <p>1.077</p> 	<p>BASE 08 (L/R) 3M + A w 89$\frac{3}{4}$" x d 30" w 228 x d 76 cm</p> <p>1.080</p> 
<p>BASE 09 3M + 2A w 95$\frac{3}{4}$" x d 30" w 242 x d 76 cm</p> <p>1.082</p> 	<p>BASE 10 CORNER w 30" x d 30" w 76 x d 76 cm</p> <p>680</p> 		

w - width / d - depth

All prices are in USD


NOTE

- LEGS ARE NOT INCLUDED IN BASES
- DIMENSIONS OF THE BASES MATCH THE DIMENSIONS OF THE UPHOLSTERED MODULES FOR THOSE BASES

Rostrum

modular sofa

LEGS

<p>L1 END LEG (SET OF 2 LEGS) FOR SEAT WITH ARMREST w 5$\frac{3}{4}$" x d 1$\frac{1}{4}$" x h 18$\frac{3}{4}$" w 14 x d 3 x h 47 cm</p> 	306				
<p>L2 END LEG (SET OF 2 LEGS) FOR SEAT WITHOUT ARMREST w 5$\frac{3}{4}$" x d 1$\frac{1}{4}$" x h 9$\frac{3}{4}$" w 14 x d 3 x h 24 cm</p> 	267				
<p>L3 CORNER CONNECTION SET w 5$\frac{3}{4}$" x d 5$\frac{3}{4}$" x h 9$\frac{3}{4}$" w 13.7 x d 13.7 x h 24 cm</p> 	329				
<p>L4 LINEAR CONNECTION SET w 11" x d 24$\frac{3}{4}$" x h 9$\frac{3}{4}$" w 28.3 x d 63 x h 24 cm</p> 	533				
<p>L5 SHELF LEG SET w 11" x d 30" x h 19$\frac{3}{4}$" w 28 x d 76 x h 50 cm</p> 	<table border="1"> <thead> <tr> <th>OAK</th> <th>FENIX</th> </tr> </thead> <tbody> <tr> <td>403</td> <td>395</td> </tr> </tbody> </table>	OAK	FENIX	403	395
OAK	FENIX				
403	395				

w - width / d - depth / h - height

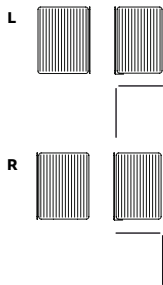
All prices are in USD

Rostrum

modular sofa

DIVIDERS

D1
END DIVIDER
BACKREST + ARMREST
w 35¾" × d 31" × h 43¾"
w 90 × d 79 × h 110 cm



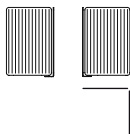
COF	COL	100	200	300	400	500	600	700	60	80
1.834	-	-	1.928	2.049	2.183	2.317	2.451	2.585	-	-

D2
BACKREST DIVIDER
w 26¾" × d 1¼" × h 43¾"
w 68 × d 3 × h 110 cm



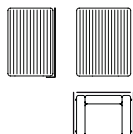
COF	COL	100	200	300	400	500	600	700	60	80
657	-	-	697	749	807	865	922	980	-	-

D3
CORNER DIVIDER
w 31" × d 31" × h 43¾"
w 79 × d 79 × h 110 cm



COF	COL	100	200	300	400	500	600	700	60	80
1.878	-	-	1.972	2.093	2.227	2.362	2.496	2.631	-	-

D4
DIVIDER FOR 1SEATER
+ ARMRESTS
w 41¼" × d 31" × h 43¾"
w 105 × d 79 × h 110 cm



COF	COL	100	200	300	400	500	600	700	60	80
1.946	-	-	2.035	2.149	2.276	2.402	2.529	2.655	-	-

w - width / d - depth

All prices are in USD



NOTE

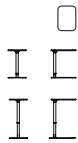
- WHEN ORDERING DIVIDERS THERE WILL BE AN ADDITIONAL PIECE (CONNECTOR) WHICH NEEDS TO BE SET BETWEEN THE LEGS AND BASE

Rostrum

modular sofa

HEIGHT ADJUSTABLE SMALL TABLE

w 12 3/4" x d 17 1/4" x h 19 3/4" / 27 3/4"
w 32 x d 44 x h 50/70 cm

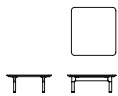


789

LEGS ARE MADE OF STEEL AND INCLUDE HEIGHT ADJUSTABLE MECHANISM. TOP IS IN FENIX

LOW TABLE

w 27 3/4" x d 30" x h 10 3/4"
w 70 x d 76 x h 27 cm



OAK

FENIX

1.158

1.090

LOW TABLE IS ONLY AVAILABLE IN SOLID OAK OR FENIX

POWER SOCKET

w 6 1/4" x d 3 3/4" x h 2 1/4"
w 16 x d 9 x h 6 cm



543

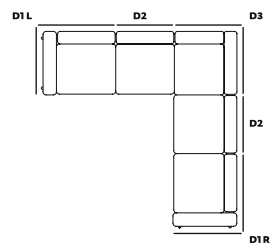
w - width / d - depth / h - height

All prices are in USD

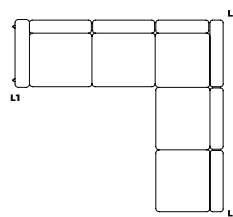
NOTE

- INSTEAD OF A SEAT + BACKREST MODULE, YOU CAN ORDER A 76 x 70 CM TABLE TOP OR DEEP SEAT AND VICE VERSA **(M)**
- SHELF ON HIGH LEGS IS A POSSIBLE ADDITION ONLY IF COMPOSITION ENDS WITH AN ARMREST **(A)**
- AN ARMREST CANNOT BE IN THE MIDDLE OF THE COMPOSITION
- EACH COMPOSITION CAN HAVE ADDITIONAL POWER SOCKETS AT PRECISELY DEFINED POSITIONS
- THE POSITION OF THE SOCKET MODULE IS ALWAYS BETWEEN TWO SEATS (OR POUFS), IN LARGER COMPOSITIONS AT PRECISELY DEFINED POSITIONS. THERE CAN BE NO SOCKET MODULE ON A POUF AND ALL SINGLE-SEAT SOFAS
- BACKREST CAN HAVE A FRONT OR REAR POSITION (FOR 2 DIRECTION SEATING)
- D2 CAN ONLY BE ORDERED IN COMBINATION WITH D1 OR D3. IT CANNOT STAND ALONE.
- POWER SOCKETS CAN BE ORDERED IN BLACK OR LIGHT GREY. THEREFORE CONSTRUCTIONS FOR COMPOSITIONS WITH POWER SOCKETS ARE ALSO AVAILABLE IN BLACK OR LIGHT GREY
- WHEN ORDERED INSIDE A COMPOSITION, MODULES 1SEATER AND POUF WILL BE MARKED AS EITHER LEFT OR RIGHT, DEPENDING ON THE COMPOSITION
- A DIVIDER CAN BE CONFIGURED IN THE FOLLOWING COMBINATIONS:

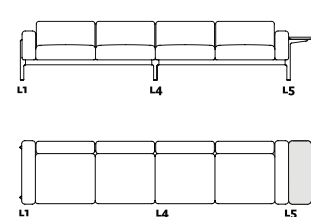
- POSITIONS OF DIVIDERS



- POSITIONS OF LEGS (CORNER CONNECTION)



- POSITIONS OF LEGS (LINEAR CONNECTION)



- WE RECOMMEND USING LACQUERED WOOD FINISH FOR THE EASIER MAINTENANCE

Rostrum

modular sofa

COMPOSITIONS

1SEATER WITH BASE

w 27¾" × d 30" × h 27¾"
w 70 × d 76 × h 70 cm



CONSISTS OF: BASE **O1**, MODULE **1SEATER**, LEGS **2 × L2**

COF	COL	100	200	300	400	500	600	700	60	80
2.129	-	-	2.175	2.233	2.299	2.364	2.429	2.494	-	-

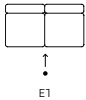
1. w 41¾" × d 30" × h 27¾"
w 106 × d 76 × h 70 cm



CONSISTS OF: BASE **O3**, MODULES **1SEATER + 2 × ARMREST**, LEGS **2 × L1**

COF	COL	100	200	300	400	500	600	700	60	80
3.199	-	-	3.284	3.393	3.514	3.635	3.756	3.877	-	-

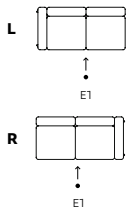
2. w 55" × d 30" × h 27¾"
w 140 × d 76 × h 70 cm



CONSISTS OF: BASE **O4**, MODULES **2 × 1SEATER**, LEGS **2 × L2**

COF	COL	100	200	300	400	500	600	700	60	80
3.570	-	-	3.661	3.778	3.908	4.039	4.169	4.299	-	-

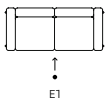
3. w 62¾" × d 30" × h 27¾"
w 158 × d 76 × h 70 cm



CONSISTS OF: BASE **O5**, MODULES **2 × 1SEATER + ARMREST**, LEGS **L1 + L2**

COF	COL	100	200	300	400	500	600	700	60	80
4.105	-	-	4.216	4.358	4.516	4.674	4.833	4.991	-	-

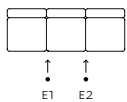
4. w 69¾" × d 30" × h 27¾"
w 176 × d 76 × h 70 cm



CONSISTS OF: BASE **O6**, MODULES **2 × 1SEATER + 2 × ARMREST**, LEGS **2 × L1**

COF	COL	100	200	300	400	500	600	700	60	80
4.640	-	-	4.770	4.938	5.124	5.310	5.496	5.682	-	-

5. w 82¾" × d 30" × h 27¾"
w 210 × d 76 × h 70 cm



CONSISTS OF: BASE **O7**, MODULES **3 × 1SEATER**, LEGS **2 × L2**

COF	COL	100	200	300	400	500	600	700	60	80
5.010	-	-	5.147	5.323	5.518	5.714	5.909	6.105	-	-

w - width / d - depth / h - height

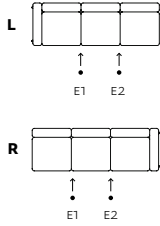
All prices are in USD

Rostrum

modular sofa

COMPOSITIONS

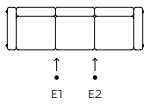
6. w 89¾" × d 30" × h 27¾"
w 228 × d 76 × h 70 cm



CONSISTS OF: BASE **O8**, MODULES **3 × 1SEATER + ARMREST**, LEGS **L1 + L2**

COF	COL	100	200	300	400	500	600	700	60	80
5.545	-	-	5.702	5.903	6.126	6.349	6.573	6.796	-	-

7. w 95¾" × d 30" × h 27¾"
w 242 × d 76 × h 70 cm



CONSISTS OF: BASE **O9**, MODULES **3 × 1SEATER + 2 × ARMREST**, LEGS **2 × L1**

COF	COL	100	200	300	400	500	600	700	60	80
6.080	-	-	6.256	6.482	6.734	6.985	7.236	7.488	-	-

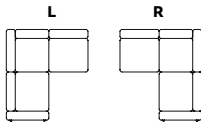
8. w 57¾" × d 57¾" × h 27¾"
w 146 × d 146 × h 70 cm



CONSISTS OF: BASES **2 × O1 + O10**, MODULES **2 × 1SEATER + CORNER**, LEGS **L3 + 2 × L2**

COF	COL	100	200	300	400	500	600	700	60	80
6.368	-	-	6.524	6.726	6.949	7.172	7.396	7.619	-	-

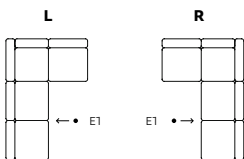
9. w 57¾" × d 64¾" × h 27¾"
w 146 × d 164 × h 70 cm



CONSISTS OF: BASES **O1 + O10 + O2**, MODULES **2 × 1SEATER + CORNER + ARMREST**, LEGS **L3 + L1 + L2**

COF	COL	100	200	300	400	500	600	700	60	80
6.903	-	-	7.079	7.305	7.557	7.808	8.059	8.311	-	-

10. w 57¾" × d 85" × h 27¾"
w 146 × d 216 × h 70 cm



CONSISTS OF: BASES **O1 + O10 + O4**, MODULES **3 × 1SEATER + CORNER**, LEGS **L3 + 2 × L2**

COF	COL	100	200	300	400	500	600	700	60	80
7.809	-	-	8.011	8.270	8.559	8.847	9.136	9.424	-	-

w - width / d - depth / h - height

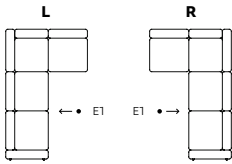
All prices are in USD

Rostrum

modular sofa

COMPOSITIONS

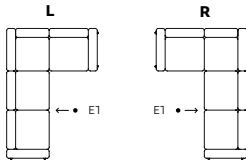
- 11.** w 57¼" × d 92¼" × h 27¼"
w 146 × d 234 × h 70 cm



CONSISTS OF: BASES **O1 + 10 + O5**, MODULES **3 × 1SEATER + CORNER + ARMREST**, LEGS **L3 + L1 + L2**

COF	COL	100	200	300	400	500	600	700	60	80
8.344	-	-	8.565	8.850	9.166	9.483	9.799	10.116	-	-

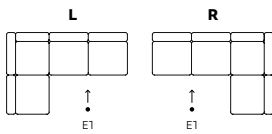
- 12.** w 64¾" × d 92¼" × h 27¼"
w 164 × d 234 × h 70 cm



CONSISTS OF: BASES **O2 + 10 + O5**, MODULES **3 × 1SEATER + CORNER + 2 × ARMREST**, LEGS **L3 + 2 × L1**

COF	COL	100	200	300	400	500	600	700	60	80
8.879	-	-	9.120	9.430	9.774	10.119	10.463	10.807	-	-

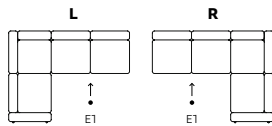
- 13.** w 85" × d 57¾" × h 27¼"
w 216 × d 146 × h 70 cm



CONSISTS OF: BASES **O4 + 10 + O1**, MODULES **3 × 1SEATER + CORNER**, LEGS **L3 + 2 × L2**

COF	COL	100	200	300	400	500	600	700	60	80
7.809	-	-	8.011	8.270	8.559	8.847	9.136	9.424	-	-

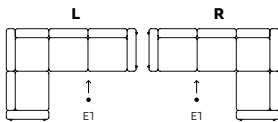
- 14.** w 85" × d 64¾" × h 27¼"
w 216 × d 164 × h 70 cm



CONSISTS OF: BASES **O4 + 10 + O2**, MODULES **3 × 1SEATER + CORNER + ARMREST**, LEGS **L3 + L1 + L2**

COF	COL	100	200	300	400	500	600	700	60	80
8.344	-	-	8.565	8.850	9.166	9.483	9.799	10.116	-	-

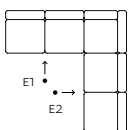
- 15.** w 92¼" × d 64¾" × h 27¼"
w 234 × d 164 × h 70 cm



CONSISTS OF: BASES **O5 + 10 + O2**, MODULES **3 × 1SEATER + CORNER + 2 × ARMREST**, LEGS **L3 + 2 × L1**

COF	COL	100	200	300	400	500	600	700	60	80
8.879	-	-	9.120	9.430	9.774	10.119	10.463	10.807	-	-

- 16.** w 85" × d 85" × h 27¼"
w 216 × d 216 × h 70 cm



CONSISTS OF: BASES **2 × O4 + 10**, MODULES **4 × 1SEATER + CORNER**, LEGS **L3 + 2 × L2**

COF	COL	100	200	300	400	500	600	700	60	80
9.249	-	-	9.497	9.815	10.169	10.522	10.876	11.230	-	-

w - width / d - depth / h - height

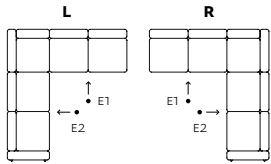
All prices are in USD

Rostrum

modular sofa

COMPOSITIONS

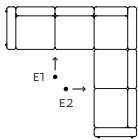
17. w 85" x d 92¼" x h 27¾"
w 216 x d 234 x h 70 cm



CONSISTS OF: BASES **O4 + 10 + O5**, MODULES **4 × 1SEATER + CORNER + ARMREST**, LEGS **L3 + L1 + L2**

COF	COL	100	200	300	400	500	600	700	60	80
9.784	-	-	10.051	10.395	10.776	11.158	11.539	11.921	-	-

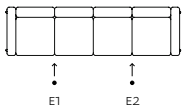
18. w 92¼" x d 92¼" x h 27¾"
w 234 x d 234 x h 70 cm



CONSISTS OF: BASES **2 × O5 + 10**, MODULES **4 × 1SEATER + CORNER + 2 × ARMREST**, LEGS **L3 + 2 × L1**

COF	COL	100	200	300	400	500	600	700	60	80
10.319	-	-	10.606	10.974	11.384	11.794	12.203	12.613	-	-

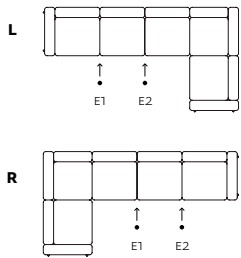
19. w 124¾" x d 30" x h 27¾"
w 316 x d 76 x h 70 cm



CONSISTS OF: BASES **2 × O5**, MODULES **4 × 1SEATER + 2 × ARMREST**, LEGS **L4 + 2 × L1**

COF	COL	100	200	300	400	500	600	700	60	80
8.209	-	-	8.431	8.716	9.032	9.349	9.665	9.982	-	-

20. w 119¾" x d 64¾" x h 27¾"
w 304 x d 164 x h 70 cm



CONSISTS OF: BASES **O8 + 10 + O2**, MODULES **4 × 1SEATER + 2 × ARMREST + CORNER**, LEGS **2 × L1 + L3**

COF	COL	100	200	300	400	500	600	700	60	80
9.374	-	-	9.595	9.880	10.197	10.513	10.830	11.146	-	-

w - width / d - depth / h - height

All prices are in USD

↑ ↑ - POSSIBLE POWER SOCKET POSITION
E1 E2

Sabot

modular sofa

MODULES



DESIGN: BENJAMIN HUBERT | LAYER, 2022

Sabot is a playful arrangement of abstract volumes supported by characterful wooden legs that celebrate Prostoria's woodworking ability. The modular sofa system takes its name from a type of simple clog – a nod to those wooden feet. The soft and approachable design language is inspired by residential interiors, and brings a strong playful identity to commercial spaces.

STRUCTURE	moulded foam, solid wood, plywood	LOW TABLE	solid oak wood + oil or lacquer
SUSPENSION	elastic webbing	PLANTER	PP (POLYPROPYLENE) available in LIGHT GREY ≈ RAL 7047 DARK GREY ≈ RAL 7015
SEAT & BACKREST	injected moulded foam	PLANTER TOP	solid wood / MDF FENIX
BASE	powder coated BLACK construction covered with oak solid wood	UPHOLSTERY	fabric (removable)

INSTRUCTIONS FOR USING THE PRICE LIST:

Sabot is a modular system offering numerous possibilities of combining components. To provide an easy-to-use Price List, we have defined the most frequent basic and characteristic compositions by the description and price that can be used for a quicker calculation of the price. In case you need a price of the composition which compared to the one shown differs only in one element, deduct its unit price from the composition and add the price of the element that you need. When combining the components, use the typology for a better insight in the required dimensions of the structure and elements.

MANDATORY TO SPECIFY

- number of the composition or type of modules/legs/bases specification and dimensions
- wood finishing *i.e. Light or Nature*
- upholstery *i.e. 003 MOSS 500*
- sketch of the configuration
- if ordering a power socket please specify position (E1 or E2)

M – 1SEATER AND DEEP SEAT

A – PLANTER OR ARMREST

1SEATER (M)

SEAT + BACKREST

w 31¾" × d 38¾" × h 24"

w 80 × d 97 × h 61 cm



DEEP SEAT (M)

POUF

w 31¾" × d 38¾" × h 11"

w 80 × d 97 × h 28 cm



SITTING HEIGHT 16¾" (42 cm), SITTING DEPTH 27¾" (70 cm), 38¾" (97 cm) FOR POUF

COF	COL	100	200	300	400	500	600	700	60	80
1.473	-	-	1.543	1.634	1.735	1.836	1.937	2.038	-	-

COF	COL	100	200	300	400	500	600	700	60	80
1.213	-	-	1.284	1.374	1.475	1.575	1.676	1.776	-	-

w - width / d - depth / h - height

All prices are in USD

Sabot

modular sofa

MODULES

CORNER (L/R)

SEAT + BACKREST + ARMREST
w 38¼" × d 38¼" × h 24"
w 97 × d 97 × h 61 cm

L



R



COF	COL	100	200	300	400	500	600	700	60	80
2.172	-	-	2.281	2.421	2.577	2.733	2.888	3.044	-	-

**ARMREST (A)
(L/R)**

w 10¾" × d 38¼" × h 19¾"
w 27 × d 97 × h 50 cm



COF	COL	100	200	300	400	500	600	700	60	80
684	-	-	715	755	799	844	888	932	-	-

PLANTER (A)

w 10¾" × d 38¼" × h 12¾"
w 27 × d 97 × h 32 cm



367

PLANTER TOP

w 10¾" × d 38¼" × h 1" (wood)
w 27 × d 97 × h 2,5 cm
w 10¾" × d 38¼" × h ¾" (Fenix)
w 27 × d 97 × h 2 cm



OAK	FENIX
186	174

w - width / d - depth / h - height

All prices are in USD

Sabot

modular sofa

BASES

BASE 01
M
w 31 $\frac{3}{4}$ " x d 38 $\frac{1}{4}$ "
w 80 x d 97 cm

475



BASE 02
M + A
w 42 $\frac{1}{4}$ " x d 38 $\frac{1}{4}$ "
w 107 x d 97 cm

534



BASE 03
M + 2A
w 52 $\frac{3}{4}$ " x d 38 $\frac{1}{4}$ "
w 134 x d 97 cm

574



BASE 04
2M
w 63" x d 38 $\frac{1}{4}$ "
w 160 x d 97 cm

671



BASE 05
2M + A
w 73 $\frac{3}{4}$ " x d 38 $\frac{1}{4}$ "
w 187 x d 97 cm

818



BASE 06
2M + 2A
w 84 $\frac{1}{4}$ " x d 38 $\frac{1}{4}$ "
w 214 x d 97 cm

865



BASE 07
CORNER
w 38 $\frac{1}{4}$ " x d 38 $\frac{1}{4}$ "
w 97 x d 97 cm

497



w - width / d - depth

All prices are in USD



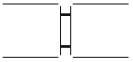

NOTE

- LEGS ARE NOT INCLUDED IN BASES
- DIMENSIONS OF THE BASES MATCH THE DIMENSIONS OF THE UPHOLSTERED MODULES FOR THOSE BASES
- WHEN ASSEMBLING 3SEATER WITH CORNER BASE, USE COMBINATION OF BASES AS IN COMPOSITION 20

Sabot

modular sofa

LEGS


<p>L1 LEG w 6" x d 1¾" x h 11¾" w 15 x d 4,5 x h 29,5 cm</p> 	186
<p>L2 SMALL ARMREST TABLE w 13¾" x d 19¾" x h 26¾" w 35 x d 49 x h 68 cm</p> 	516
<p>L3 LINEAR CONNECTION SET</p> 	291
<p>L4 CORNER CONNECTION SET</p> 	663

w - width / d - depth / h - height

All prices are in USD

Sabot

modular sofa

<p>LOW TABLE 39 w 37$\frac{3}{4}$" x d 15$\frac{1}{4}$" x h 11$\frac{3}{4}$" w 96 x d 39 x h 30 cm</p> 	467
<p>LOW TABLE 39 + CHARGER w 37$\frac{3}{4}$" x d 15$\frac{1}{4}$" x h 11$\frac{3}{4}$" w 96 x d 39 x h 30 cm</p> 	838
<p>LOW TABLE 79 w 37$\frac{3}{4}$" x d 31" x h 11$\frac{3}{4}$" w 96 x d 79 x h 30 cm</p> 	680
<p>LOW TABLE 79 + CHARGER w 37$\frac{3}{4}$" x d 31" x h 11$\frac{3}{4}$" w 96 x d 79 x h 30 cm</p> 	1.051
<p>POWER SOCKET w 4$\frac{3}{4}$" x d 2$\frac{3}{4}$" x h 2$\frac{1}{4}$" w 11,5 x d 7 x h 5,5 cm</p> 	441

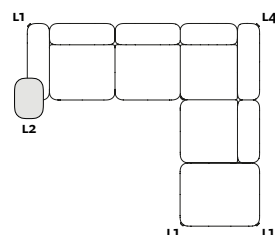
w - width / d - depth / h - height

All prices are in USD

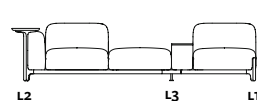
NOTE

- INSTEAD OF A SEAT + BACKREST MODULE, YOU CAN ORDER A POUF AND VICE VERSA **(M)**
- INSTEAD OF AN ARMREST, YOU CAN ORDER A PLANTER AND VICE VERSA **(A)**
- SMALL ARMREST TABLE CAN ONLY BE ORDERED WHEN THE COMPOSITION ENDS WITH ARMREST
- FOR EACH COMPOSITION YOU CAN ADDITIONALLY ORDER POWER SOCKETS AT DEFINED POSITIONS
- THE POSITION OF THE SOCKET MODULE IS ALWAYS BETWEEN TWO SEATS (OR POUFS), IN LARGER COMPOSITIONS AT DEFINED POSITIONS. THERE CAN BE NO POWER SOCKET ON A POUF
- BACKREST CAN HAVE A FRONT OR REAR POSITION (FOR 2 DIRECTION SEATING)
- WHEN ORDERED INSIDE A COMPOSITION, MODULES 1SEATER AND POUF WILL BE MARKED AS EITHER LEFT OR RIGHT, DEPENDING ON THE COMPOSITION

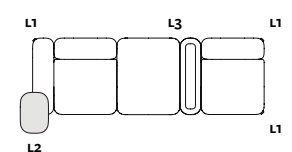
- POSITIONS OF LEGS (COMPOSITION 30)



- POSITIONS OF LEGS (COMPOSITION 12)



- POSITIONS OF LEGS (COMPOSITION 12)



- WE RECOMMEND USING LACQUERED WOOD FINISH FOR THE EASIER MAINTENANCE

Sabot

modular sofa

COMPOSITIONS

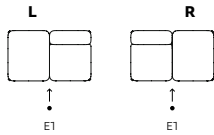
1. w 31¾" × d 38¼" × h 16¾"
w 80 × d 97 × h 42 cm



CONSISTS OF: BASE **O1**, MODULE **DEEP SEAT**, LEGS **4 × L1**

COF	COL	100	200	300	400	500	600	700	60	80
2.433	-	-	2.503	2.594	2.694	2.795	2.895	2.996	-	-

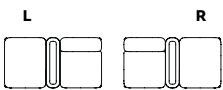
2. w 63" × d 38¼" × h 29¾"
w 160 × d 97 × h 75 cm



CONSISTS OF: BASE **O4**, MODULES **1SEATER + DEEP SEAT**, LEGS **4 × L1**

COF	COL	100	200	300	400	500	600	700	60	80
4.102	-	-	4.243	4.424	4.625	4.827	5.028	5.229	-	-

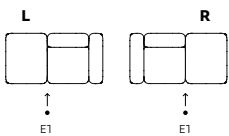
3. w 73¾" × d 38¼" × h 29¾"
w 187 × d 97 × h 75 cm



CONSISTS OF: BASE **O5**, MODULES **1SEATER + DEEP SEAT + PLANTER**, LEGS **4 × L1**

COF	COL	100	200	300	400	500	600	700	60	80
4.616	-	-	4.757	4.938	5.139	5.341	5.542	5.744	-	-

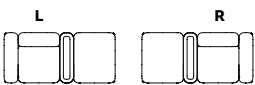
4. w 73¾" × d 38¼" × h 29¾"
w 187 × d 97 × h 75 cm



CONSISTS OF: BASE **O5**, MODULES **1SEATER + DEEP SEAT + ARMREST**, LEGS **4 × L1**

COF	COL	100	200	300	400	500	600	700	60	80
4.933	-	-	5.105	5.326	5.572	5.817	6.063	6.309	-	-

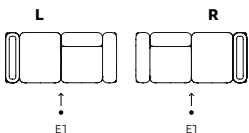
5. w 84¼" × d 38¼" × h 29¾"
w 214 × d 97 × h 75 cm



CONSISTS OF: BASE **O6**, MODULES **1SEATER + DEEP SEAT + ARMREST + PLANTER**, LEGS **4 × L1**

COF	COL	100	200	300	400	500	600	700	60	80
5.347	-	-	5.519	5.741	5.986	6.232	6.478	6.723	-	-

6. w 84¼" × d 38¼" × h 29¾"
w 214 × d 97 × h 75 cm



CONSISTS OF: BASE **O6**, MODULES **1SEATER + DEEP SEAT + ARMREST + PLANTER**, LEGS **4 × L1**

COF	COL	100	200	300	400	500	600	700	60	80
5.347	-	-	5.519	5.741	5.986	6.232	6.478	6.723	-	-

7. w 95" × d 38¼" × h 29¾"
w 241 × d 97 × h 75 cm



CONSISTS OF: BASES **O2 + O3**, MODULES **1SEATER + DEEP SEAT + 2 × ARMREST + PLANTER**, LEGS **L3 + 4 × L1**

COF	COL	100	200	300	400	500	600	700	60	80
6.565	-	-	6.768	7.029	7.319	7.609	7.899	8.189	-	-

w - width / d - depth / h - height

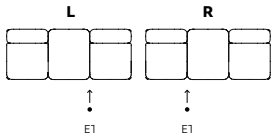
All prices are in USD

Sabot

modular sofa

COMPOSITIONS

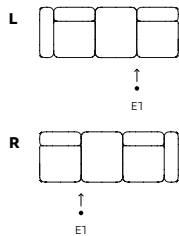
8. w 94³/₄" x d 38¹/₄" x h 29³/₄"
w 240 x d 97 x h 75 cm



CONSISTS OF: BASES **O1 + O4**, MODULES **2 x 1SEATER + DEEP SEAT**, LEGS **L3 + 4 x L1**

COF	COL	100	200	300	400	500	600	700	60	80
6.340	-	-	6.552	6.824	7.126	7.428	7.730	8.033	-	-

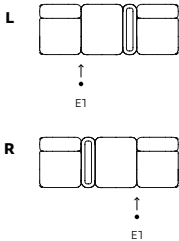
9. w 105" x d 38¹/₄" x h 29³/₄"
w 267 x d 97 x h 75 cm



CONSISTS OF: BASES **O4 + O2**, MODULES **2 x 1SEATER + DEEP SEAT + ARMREST**, LEGS **L3 + 4 x L1**

COF	COL	100	200	300	400	500	600	700	60	80
7.083	-	-	7.326	7.638	7.984	8.331	8.678	9.024	-	-

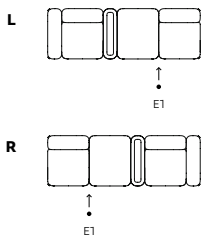
10. w 105" x d 38¹/₄" x h 29³/₄"
w 267 x d 97 x h 75 cm



CONSISTS OF: BASES **O4 + O2**, MODULES **2 x 1SEATER + DEEP SEAT + PLANTER**, LEGS **L3 + 4 x L1**

COF	COL	100	200	300	400	500	600	700	60	80
6.766	-	-	6.978	7.250	7.552	7.854	8.157	8.459	-	-

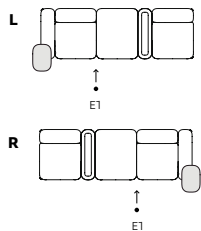
11. w 115³/₄" x d 38¹/₄" x h 29³/₄"
w 294 x d 97 x h 75 cm



CONSISTS OF: BASES **O4 + O3**, MODULES **2 x 1SEATER + DEEP SEAT + ARMREST + PLANTER**, LEGS **L3 + 4 x L1**

COF	COL	100	200	300	400	500	600	700	60	80
7.490	-	-	7.733	8.045	8.391	8.738	9.085	9.431	-	-

12. w 121³/₄" x d 47¹/₄" x h 29³/₄"
w 309 x d 120 x h 75 cm



CONSISTS OF: BASES **O5 + O2**, MODULES **2 x 1SEATER + DEEP SEAT + ARMREST + PLANTER**, LEGS **L3 + 3 x L1 + L2**

COF	COL	100	200	300	400	500	600	700	60	80
7.927	-	-	8.170	8.482	8.828	9.175	9.522	9.868	-	-

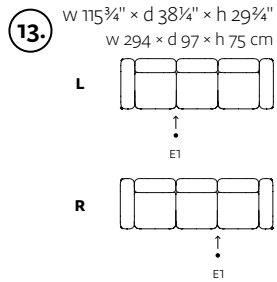
w - width / d - depth / h - height

All prices are in USD

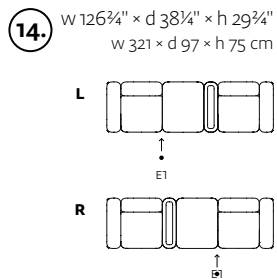
Sabot

modular sofa

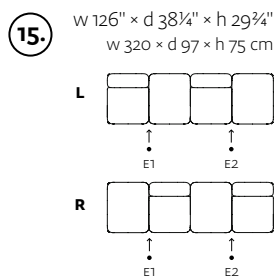
COMPOSITIONS

CONSISTS OF: BASES **O5 + O2**, MODULES **3 × 1SEATER + 2 × ARMREST**, LEGS **L3 + 4 × L1**

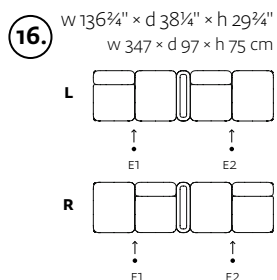
COF	COL	100	200	300	400	500	600	700	60	80
8.174	-	-	8.448	8.800	9.191	9.583	9.974	10.365	-	-

CONSISTS OF: BASES **O5 + O3**, MODULES **2 × 1SEATER + DEEP SEAT + 2 × ARMREST + PLANTER**, LEGS **L3 + 4 × L1**

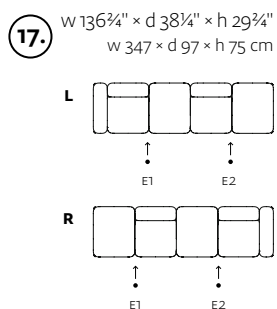
COF	COL	100	200	300	400	500	600	700	60	80
8.322	-	-	8.595	8.947	9.338	9.729	10.120	10.511	-	-

CONSISTS OF: BASES **2 × O4**, MODULES **2 × 1SEATER + 2 × DEEP SEAT**, LEGS **L3 + 4 × L1**

COF	COL	100	200	300	400	500	600	700	60	80
7.749	-	-	8.031	8.394	8.797	9.199	9.602	10.005	-	-

CONSISTS OF: BASES **O5 + O4**, MODULES **2 × 1SEATER + 2 × DEEP SEAT + PLANTER**, LEGS **L3 + 4 × L1**

COF	COL	100	200	300	400	500	600	700	60	80
8.263	-	-	8.545	8.908	9.311	9.713	10.116	10.519	-	-

CONSISTS OF: BASES **O5 + O4**, MODULES **2 × 1SEATER + 2 × DEEP SEAT + ARMREST**, LEGS **L3 + 4 × L1**

COF	COL	100	200	300	400	500	600	700	60	80
8.581	-	-	8.894	9.296	9.743	10.190	10.637	11.084	-	-

w - width / d - depth / h - height

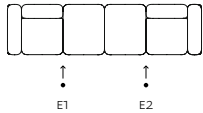
All prices are in USD

Sabot

modular sofa

COMPOSITIONS

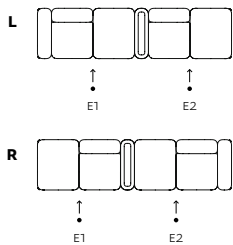
18. w 136 $\frac{3}{4}$ " x d 38 $\frac{1}{4}$ " x h 29 $\frac{3}{4}$ "
w 374 x d 97 x h 75 cm



CONSISTS OF: BASES 2 x O5, MODULES 2 x 1SEATER + 2 x DEEP SEAT + 2 x ARMREST, LEGS L3 + 4 x L1

COF	COL	100	200	300	400	500	600	700	60	80
9.412	-	-	9.756	10.198	10.690	11.181	11.672	12.164	-	-

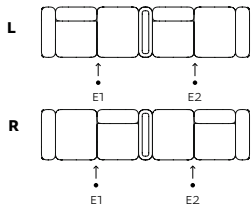
19. w 136 $\frac{3}{4}$ " x d 38 $\frac{1}{4}$ " x h 29 $\frac{3}{4}$ "
w 374 x d 97 x h 75 cm



CONSISTS OF: BASES 2 x O5, MODULES 2 x 1SEATER + 2 x DEEP SEAT + ARMREST + PLANTER, LEGS L3 + 4 x L1

COF	COL	100	200	300	400	500	600	700	60	80
9.095	-	-	9.408	9.810	10.257	10.704	11.151	11.599	-	-

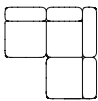
20. w 157 $\frac{3}{4}$ " x d 38 $\frac{1}{4}$ " x h 29 $\frac{3}{4}$ "
w 401 x d 97 x h 75 cm



CONSISTS OF: BASES O6 + O5, MODULES 2 x 1SEATER + 2 x DEEP SEAT + 2 x ARMREST + PLANTER, LEGS L3 + 4 x L1

COF	COL	100	200	300	400	500	600	700	60	80
9.826	-	-	10.170	10.613	11.104	11.596	12.087	12.578	-	-

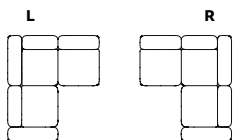
21. w 69 $\frac{3}{4}$ " x d 69 $\frac{3}{4}$ " x h 29 $\frac{3}{4}$ "
w 177 x d 177 x h 75 cm



CONSISTS OF: BASES 2 x O1 + O7, MODULES 2 x 1SEATER + CORNER, LEGS L4 + 4 x L1

COF	COL	100	200	300	400	500	600	700	60	80
7.972	-	-	8.223	8.544	8.902	9.259	9.617	9.974	-	-

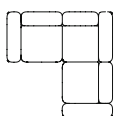
22. w 69 $\frac{3}{4}$ " x d 80" x h 29 $\frac{3}{4}$ "
w 177 x d 204 x h 75 cm



CONSISTS OF: BASES O2 + O1 + O7, MODULES 2 x 1SEATER + CORNER + ARMREST, LEGS L4 + 4 x L1

COF	COL	100	200	300	400	500	600	700	60	80
8.716	-	-	8.997	9.359	9.760	10.162	10.564	10.965	-	-

23. w 80 $\frac{1}{4}$ " x d 80 $\frac{1}{4}$ " x h 29 $\frac{3}{4}$ "
w 204 x d 204 x h 75 cm



CONSISTS OF: BASES 2 x O2 + O7, MODULES 2 x 1SEATER + CORNER + 2 x ARMREST, LEGS L4 + 4 x L1

COF	COL	100	200	300	400	500	600	700	60	80
9.459	-	-	9.771	10.173	10.619	11.065	11.511	11.957	-	-

w - width / d - depth / h - height

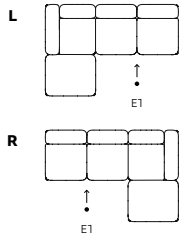
All prices are in USD

Sabot

modular sofa

COMPOSITIONS

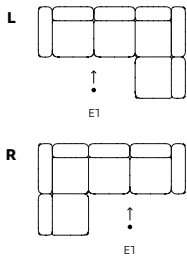
24. w 101¼" x d 69¾" x h 29¾"
w 257 x d 177 x h 75 cm



CONSISTS OF: BASES **O1 + O7 + O4**, MODULES **2 x 1SEATER + CORNER + DEEP SEAT**, LEGS **L4 + 4 x L1**

COF	COL	100	200	300	400	500	600	700	60	80
9,382	-	-	9,702	10,115	10,572	11,030	11,488	11,946	-	-

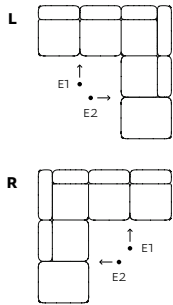
25. w 111¾" x d 69¾" x h 29¾"
w 284 x d 177 x h 75 cm



CONSISTS OF: BASES **O5 + O7 + O1**, MODULES **3 x 1SEATER + CORNER + ARMREST**, LEGS **L4 + 4 x L1**

COF	COL	100	200	300	400	500	600	700	60	80
10,472	-	-	10,824	11,277	11,779	12,282	12,784	13,287	-	-

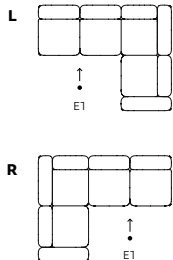
26. w 101¼" x d 101¼" x h 29¾"
w 257 x d 257 x h 75 cm



CONSISTS OF: BASES **2 x O4 + O7**, MODULES **3 x 1SEATER + CORNER + DEEP SEAT**, LEGS **L4 + 4 x L1**

COF	COL	100	200	300	400	500	600	700	60	80
11,051	-	-	11,442	11,945	12,503	13,062	13,621	14,180	-	-

27. w 101¼" x d 80¼" x h 29¾"
w 257 x d 204 x h 75 cm



CONSISTS OF: BASES **O4 + O7 + O2**, MODULES **3 x 1SEATER + CORNER + ARMREST**, LEGS **L4 + 4 x L1**

COF	COL	100	200	300	400	500	600	700	60	80
10,385	-	-	10,736	11,189	11,691	12,194	12,696	13,199	-	-

w - width / d - depth / h - height

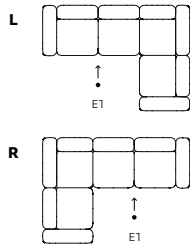
All prices are in USD

Sabot

modular sofa

COMPOSITIONS

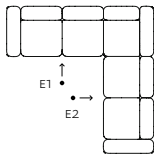
28. w 111¾" × d 80¾" × h 29¾"
w 284 × d 204 × h 75 cm



CONSISTS OF: BASES **O5 + O7 + O2**, MODULES **3 × 1SEATER + CORNER + 2 × ARMREST**, LEGS **L4 + 4 × L1**

COF	COL	100	200	300	400	500	600	700	60	80
11.216	-	-	11.599	12.091	12.638	13.185	13.732	14.279	-	-

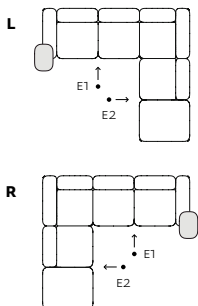
29. w 111¾" × d 111¾" × h 29¾"
w 284 × d 284 × h 75 cm



CONSISTS OF: BASES **2 × O5 + O7**, MODULES **4 × 1SEATER + CORNER + 2 × ARMREST**, LEGS **L4 + 4 × L1**

COF	COL	100	200	300	400	500	600	700	60	80
12.973	-	-	13.426	14.009	14.657	15.305	15.952	16.600	-	-

30. w 111¾" × d 101¾" × h 29¾"
w 284 × d 257 × h 75 cm



CONSISTS OF: BASES **O5 + O7 + O4**, MODULES **3 × 1SEATER + CORNER + ARMREST + DEEP SEAT**, LEGS **L4 + 3 × L1 + L2**

COF	COL	100	200	300	400	500	600	700	60	80
12.212	-	-	12.634	13.177	13.780	14.383	14.986	15.589	-	-

w - width / d - depth / h - height

All prices are in USD

↑ ↑ - POSSIBLE POWER SOCKET POSITION
E1 E2

Seam

modular sofa



DESIGN: BÖTTCHER & KAYSER, 2014

Seam is characterized by a unifying line which goes all over and draws the sofa's shape. The visible seams, analogous to leaf veins, define its organic structure. The straight external outlines come in contradiction with the softness of the padded seat, armrests and backrest. The thin feet, made of square section bended bar follow on from the seams, and bring lightness. Seam is a unique system when it comes to its inclination cuts on all sides. It makes it more welcoming just like its shape.

STRUCTURE	plywood, metal frame	BASE	metal + powder coating
SUSPENSION	elastic webbing	UPHOLSTERY	fabric / leather
SEAT & BACKREST	HR foam, polyester wadding		

MANDATORY TO SPECIFY

- modules specification and dimensions
- metal finishing *i.e.* BLACK
- upholstery *i.e.* 166 HALLINGDAL 65 500
- sketch of the configuration



2SEATER SOFA

w 76¾" × d 35¾" × h 29¾"
w 194 × d 90 × h 75 cm



3SEATER SOFA

w 100" × d 35¾" × h 29¾"
w 254 × d 90 × h 75 cm



SITTING HEIGHT 15¾" (40 cm), SITTING DEPTH (62 cm)

COF	COL	100	200	300	400	500	600	700	60	80
3.898	4.159	-	4.159	4.493	4.865	5.237	5.609	5.981	7.864	9.484

COF	COL	100	200	300	400	500	600	700	60	80
4.408	4.719	-	4.719	5.118	5.562	6.006	6.450	6.894	9.112	11.056

w - width / d - depth / h - height


All prices are in USD

Seam

modular sofa

CORNER EXTENDED (L/R)


w 76³/₄" x d 35³/₄" x h 29³/₄"
w 246 x d 90 x h 75 cm



	COF	COL	100	200	300	400	500	600	700	60	80
	4.410	4.716	-	4.716	5.110	5.548	5.986	6.424	6.862	9.392	11.420

END UNIT (L/R)

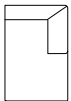
w 96³/₄"/85³/₄" x d 35³/₄" x h 29³/₄"
w 158/218 x d 90 x h 75 cm



	COF	COL	100	200	300	400	500	600	700	60	80
158	3.711	3.913	-	3.913	4.172	4.460	4.748	5.036	5.324	6.981	8.289
218	3.924	4.176	-	4.176	4.500	4.860	5.220	5.580	5.940	7.911	9.531

CHAISE LONGUE (L/R)

w 47¹/₄" x d 63"/70³/₄" x h 29³/₄"
w 120 x d 160/180 x h 75 cm



	COF	COL	100	200	300	400	500	600	700	60	80
160	3.610	3.837	-	3.837	4.129	4.453	4.777	5.101	5.425	7.204	8.656
180	3.749	3.985	-	3.985	4.287	4.623	4.959	5.295	5.631	7.409	8.885

POUF

w 35³/₄" x d 35³/₄" x h 29³/₄"
w 90 x d 90 x h 40 cm



	COF	COL	100	200	300	400	500	600	700	60	80
	1.616	1.696	-	1.696	1.798	1.912	2.026	2.140	2.254	2.774	3.254

w - width / d - depth / h - height

All prices are in USD

Segment

modular sofa

MODULES



DESIGN: NUMEN/FOR USE, 2013

Segment is a modular system available as a multi-base set of elements that can be combined to create a variety of functional yet unconventional compositions. Segment's identity stems from the form of its main element with a characteristic basic double-sided slopes at the ends at an angle of 45 degrees that results in excellent ergonomics.

STRUCTURE	metal frame	BASE	steel construction + powder coating
SUSPENSION	elastic belts	TABLE TOPS	solid wood + oil or lacquer / FENIX
SEAT & BACKREST	injected moulded foam	UPHOLSTERY	fabric / leather

INSTRUCTIONS FOR USING PRICE LIST:

Segment is a modular system which offers numerous combinations of components. For easier use of the Price List, we have defined the most frequent basic and characteristic compositions that can be used for a quicker calculation of the price. Legs and connectors are included in prices. For unlisted compositions, please send us an inquiry.

MANDATORY TO SPECIFY

- name of the composition or specification of modules
- metal finishing *i.e.* BLACK
- upholstery *i.e.* 166 HALLINGDAL 65 500
- sketch of the configuration

SITTING HEIGHT 16¼" (41 cm), SITTING DEPTH 26¾" (68 cm)

DEEP SEAT

w 28" × d 28" × h 6"
w 71 × d 71 × h 15 cm



COF	COL	100	200	300	400	500	600	700	60	80
696	725	-	725	763	805	846	888	930	1.268	1.435

1SEATER MOD

SEAT + BACKREST
w 28" × d 31" × h 18"
w 71 × d 79 × h 46 cm



COF	COL	100	200	300	400	500	600	700	60	80
1.159	1.190	-	1.190	1.229	1.273	1.317	1.361	1.405	1.926	2.101

w - width / d - depth / h - height

All prices are in USD

Segment

modular sofa

MODULES

1SEATER HALFMOD (L/R)

SEAT + BACKREST
w 28" × d 31" × h 18"
w 71 × d 79 × h 46 cm



COF	COL	100	200	300	400	500	600	700	60	80
1.180	1.227	-	1.227	1.287	1.354	1.421	1.488	1.555	2.154	2.422

CORNER

SEAT + BACKREST
w 31" × d 31" × h 18"
w 79 × d 79 × h 46 cm



COF	COL	100	200	300	400	500	600	700	60	80
1.631	1.697	-	1.697	1.783	1.878	1.973	2.068	2.163	2.983	3.364

1SEATER BASE

SEAT + BACKREST
w 28" × d 31" × h 18"
w 71 × d 79 × h 46 cm



COF	COL	100	200	300	400	500	600	700	60	80
1.117	1.161	-	1.161	1.217	1.280	1.342	1.405	1.467	2.007	2.257

ARMREST/BACKREST

w 28" × d 15" × h 15"
w 71 × d 15 × h 38 cm



COF	COL	100	200	300	400	500	600	700	60	80
443	462	-	462	486	513	539	566	593	822	929

w - width / d - depth / h - height

All prices are in USD

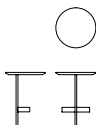
Segment

modular sofa

MODULES

SMALL ROUND TABLE

w \varnothing 17 $\frac{3}{4}$ " x h 24 $\frac{3}{4}$ "
w \varnothing 45 x h 62 cm



OAK	WALNUT	FENIX
866	897	632

SMALL ROUND TABLE IS ALWAYS POSITIONED BETWEEN TWO MODULES

TABLE TOP

w 29 $\frac{3}{4}$ " x d 27 $\frac{1}{4}$ " x h $\frac{3}{4}$ "
w 75 x d 69 x h 2,5 cm



OAK	WALNUT	FENIX
1.181	1.424	431

w - width / d - depth / h - height

All prices are in USD

NOTE

- WE RECOMMEND USING LACQUERED WOOD FINISH FOR AN EASIER MAINTENANCE

Segment

modular sofa

BASES

L1

END LEG
w 17" × d 25¾" × h 10¼"
w 43 × d 65 × h 26 cm



279

L2

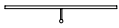
LINEAR CONNECTING LEG SET
w 40¾" × d 44¾" × h 10¼"
w 103 × d 113 × h 26 cm



403

L3

LINEAR CONNECTING LEG
w 32" × d 4¾" × h 10¼"
w 81 × d 12 × h 26 cm



222

C1

CORNER CONNECTOR 2SEATER
w 32" × d 1¾" × h 2¾"
w 81 × d 4 × h 7 cm



207

C2

CORNER CONNECTOR 3SEATER
w 59¾" × d 1¾" × h 2¾"
w 152 × d 4 × h 7 cm



257

w - width / d - depth / h - height

All prices are in USD

Segment

modular sofa

COMPOSITIONS

POUF

w 28" × d 28" × h 16¼"
w 71 × d 71 × h 41 cm

CONSISTS OF: MODULES **DEEP SEAT**, LEGS 2 × L1

COF	COL	100	200	300	400	500	600	700	60	80
1.254	1.283	-	1.283	1.320	1.362	1.404	1.445	1.487	1.826	1.992

ARMCHAIR

w 34¼" × d 31" × h 28¼"
w 87 × d 79 × h 72 cm

CONSISTS OF: MODULES **1SEATER MOD + 2 × ARMREST**, LEGS 2 × L1

COF	COL	100	200	300	400	500	600	700	60	80
2.602	2.670	-	2.670	2.758	2.856	2.953	3.051	3.148	4.127	4.518

2SEATER

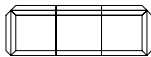
w 61¾" × d 31" × h 28¼"
w 157 × d 79 × h 72 cm

CONSISTS OF: MODULES **1SEATER HALFMOD L + 1SEATER HALFMOD R + 2 × ARMREST**, LEGS 2 × L1 + 2 × C1

COF	COL	100	200	300	400	500	600	700	60	80
4.218	4.349	-	4.349	4.518	4.706	4.894	5.081	5.269	6.925	7.675

3SEATER

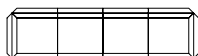
w 89¾" × d 31" × h 28¼"
w 228 × d 79 × h 72 cm

CONSISTS OF: MODULES **1SEATER HALFMOD L + 1SEATER HALFMOD R + 1SEATER BASE + 2 × ARMREST**, LEGS 2 × L1 + 2 × C2

COF	COL	100	200	300	400	500	600	700	60	80
5.435	5.610	-	5.610	5.835	6.085	6.335	6.586	6.836	9.032	10.032

4SEATER

w 117¾" × d 31" × h 28¼"
w 299 × d 79 × h 72 cm

CONSISTS OF: MODULES **1SEATER HALFMOD L + 1SEATER HALFMOD R + 2 × 1SEATER BASE + 2 × ARMREST**, LEGS 2 × L1 + 2 × L3 + 4 × C1

COF	COL	100	200	300	400	500	600	700	60	80
7.311	7.530	-	7.530	7.811	8.124	8.437	8.750	9.062	11.798	13.049

w - width / d - depth / h - height

All prices are in USD

Segment

modular sofa

COMPOSITIONS

2SEATER SNAKE

w 61¾" × d 34¼" × h 28¾"
w 157 × d 87 × h 72 cm

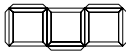


CONSISTS OF: MODULES 2 × 1SEATER MOD + 3 × ARMREST, LEGS 2 × L1 + 2 × C1

COF	COL	100	200	300	400	500	600	700	60	80
4.619	4.736	-	4.736	4.888	5.056	5.224	5.393	5.561	7.290	7.963

3SEATER SNAKE

w 89¾" × d 34¼" × h 28¾"
w 228 × d 87 × h 72 cm

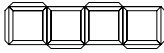


CONSISTS OF: MODULES 3 × 1SEATER MOD + 4 × ARMREST, LEGS 2 × L1 + 2 × C2

COF	COL	100	200	300	400	500	600	700	60	80
6.320	6.487	-	6.487	6.702	6.941	7.180	7.419	7.658	10.137	11.093

4SEATER SNAKE

w 89¾" × d 34¼" × h 28¾"
w 299 × d 87 × h 72 cm

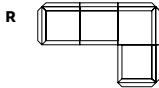
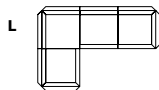


CONSISTS OF: MODULES 4 × 1SEATER MOD + 5 × ARMREST, LEGS 2 × L1 + 2 × L3 + 4 × C1

COF	COL	100	200	300	400	500	600	700	60	80
8.681	8.897	-	8.897	9.176	9.486	9.796	10.105	10.415	13.644	14.883

COMPOSITION 1 (L/R)

w 89¾" × d 61¾" × h 28¾"
w 228 × d 157 × h 72 cm

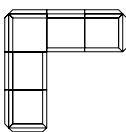


CONSISTS OF: MODULES 1SEATER HALFMOD L + CORNER + 1SEATER BASE + 1SEATER HALFMOD L + 2 × ARMREST,
LEGS 2 × L1 + L2 + 2 × C1 + C2

COF	COL	100	200	300	400	500	600	700	60	80
7.834	8.075	-	8.075	8.386	8.731	9.076	9.421	9.766	12.783	14.164

COMPOSITION 2

w 89¾" × d 89¾" × h 28¾"
w 228 × d 228 × h 72 cm



CONSISTS OF: MODULES 1SEATER HALFMOD L + CORNER + 2 × 1SEATER BASE + 1SEATER HALFMOD R + 2 × ARMREST
LEGS 2 × L1 + L2 + 2 × C1 + 2 × C2

COF	COL	100	200	300	400	500	600	700	60	80
9.001	9.286	-	9.286	9.653	10.060	10.468	10.876	11.283	14.840	16.471

w - width / d - depth / h - height

All prices are in USD

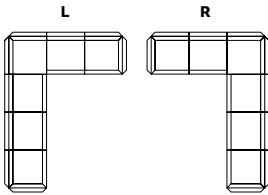
Segment

modular sofa

COMPOSITIONS

COMPOSITION 3 (L/R)

w 89¾" × d 117¾" × h 28¾"
w 228 × d 299 × h 72 cm

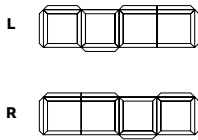


CONSISTS OF: MODULES **1SEATER HALFMOD L + CORNER + 3 × 1SEATER BASE + 1SEATER HALFMOD R + 2 × ARMREST,**
LEGS 2 × L1 + L2 + L3 + 3 × C1 + 2 × C2

COF	COL	100	200	300	400	500	600	700	60	80
10.769	11.098	-	11.098	11.521	11.991	12.462	12.932	13.402	17.498	19.380

COMPOSITION 4 (L/R)

w 117¾" × d 34¾" × h 28¾"
w 299 × d 87 × h 72 cm

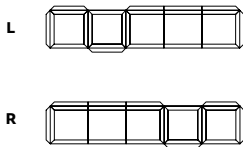


CONSISTS OF: MODULES **2 × 1SEATER MOD + 1SEATER HALFMOD L + 1SEATER HALFMOD R + 4 × ARMREST,**
LEGS 2 × L1 + 2 × L3 + 4 × C1

COF	COL	100	200	300	400	500	600	700	60	80
8.280	8.510	-	8.510	8.807	9.136	9.465	9.794	10.123	13.279	14.596

COMPOSITION 5 (L/R)

w 145¾" × d 34¾" × h 28¾"
w 369 × d 87 × h 72 cm



CONSISTS OF: MODULES **2 × 1SEATER MOD + 1SEATER HALFMOD L + 1SEATER BASE + 1SEATER HALFMOD R + 4 × ARMREST,**
LEGS 2 × L1 + 2 × L3 + 2 × C1 + 2 × C2

COF	COL	100	200	300	400	500	600	700	60	80
9.497	9.771	-	9.771	10.123	10.515	10.907	11.298	11.690	15.386	16.952

w - width / d - depth / h - height

All prices are in USD

Separe

modular space-dividing system



DESIGN: SMPDO

Separe is a sound-absorbing and space-dividing system that allowing for the creation of diverse spaces for meeting, close collaboration, privacy, and focusing. It is a modular system that brings structure to open-plan layouts and interaction processes happening in them. The system is ideal for shared spaces such as lounge areas, waiting rooms, libraries, coworking spaces, and workplaces. Separe is lightweight and freestanding, suited to build a wide range of configurations, and ready to adapt quickly to changing conditions and preferences.

STRUCTURE	metal frame, airfelt – recycled acoustic felt
CONNECTING PROFILE	solid wood + oil, lacquer or color lacquer
UPHOLSTERY	fabric
HOOK	powder coated steel

MANDATORY TO SPECIFY

- **number of modules**
- **upholstery** *i.e. ARCO JADE 400*
- **wood finishing** *i.e. BLACK lacquer*
- **metal hook finishing** *i.e. BLACK*

DIVIDER LOW

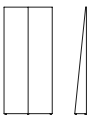
w 32¼" × d 7¾" × h 32¼"
w 82 × d 20 × h 142 cm



COF	COL	100	200	300	400	500	600	700	60	80
-	-	-	761	832	910	988	1.066	1.144	-	-

DIVIDER HIGH

w 32¼" × d 7¾" × h 71¾"
w 82 × d 20 × h 182 cm



COF	COL	100	200	300	400	500	600	700	60	80
-	-	-	831	920	1.019	1.118	1.217	1.316	-	-

w - width / h - height

All prices are in USD

Separé

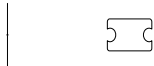
modular space-dividing system

CONNECTING PROFILE 1 LOW

FOR CONNECTING 2 DIVIDERS

w 1¾" × d ¾" × h 56"

w 4 × d 2 × h 142 cm




OAK	LACQUER COLOR MATTE	WALNUT
111	94	124

CONNECTING PROFILE 1 HIGH

FOR CONNECTING 2 DIVIDERS

w 1¾" × d ¾" × h 71¾"

w 4 × d 2 × h 182 cm



OAK	LACQUER COLOR MATTE	WALNUT
125	102	142

CONNECTING PROFILE 2 LOW

FOR CONNECTING 3 DIVIDERS

w 1¾" × d 1¾" × h 56"

w 4.6 × d × 4.6 h 142 cm



OAK	LACQUER COLOR MATTE	WALNUT
195	157	223

CONNECTING PROFILE 2 HIGH

FOR CONNECTING 3 DIVIDERS

w 1¾" × d 1¾" × h 71¾"

w 4.6 × d 4.6 × h 182 cm



OAK	LACQUER COLOR MATTE	WALNUT
218	172	252

CONNECTING PROFILE 3 LOW

FOR CONNECTING 4 DIVIDERS

w 2¼" × d 2¼" × h 56"

w 6 × d 6 × h 142 cm



OAK	LACQUER COLOR MATTE	WALNUT
229	179	266

CONNECTING PROFILE 3 HIGH

FOR CONNECTING 4 DIVIDERS

w 2¼" × d 2¼" × h 71¾"

w 6 × d 6 × h 182 cm



OAK	LACQUER COLOR MATTE	WALNUT
260	197	307

w - width / h - height

All prices are in USD

Separe

modular
space-dividing
system

END PROFILE LOW

w ¾" × d ¾" × h 56"
w 2 × d 2 × h 142 cm



OAK	LACQUER COLOR MATTE	WALNUT
100	88	109

END PROFILE HIGH

w ¾" × d ¾" × h 71¾"
w 2 × d 2 × h 182 cm



OAK	LACQUER COLOR MATTE	WALNUT
107	92	118

HOOK

SINGLE-SIDED

w 2¾" × d 2" × h 2¾"
w 7 × d 5 × h 7 cm



32

DOUBLE-SIDED

w 4¼" × d 2" × h 4¼"
w 11 × d 5 × h 11 cm



43

w - width / h - height

All prices are in USD

NOTE

- WE RECOMMEND USING LACQUERED WOOD FINISH FOR AN EASIER MAINTENANCE

Separé

modular space-dividing system

SUGGESTED CONFIGURATIONS

CONFIGURATION 1

w 65³/₄" × d 7³/₄" × h 56¹/₇₁³/₄"
w 167.2 × d 20 × h 142/182 cm



CONSISTS OF: 2 × PANELS + PROFILE 1 + 2 × END PROFILE

	COF	COL	100	200	300	400	500	600	700	60	80
LOW	-	-	-	1.834	1.975	2.131	2.287	2.444	2.600	-	-
HIGH	-	-	-	2.001	2.179	2.377	2.575	2.773	2.971	-	-

CONFIGURATION 2

w 96³/₄" × d 7³/₄" × h 56¹/₇₁³/₄"
w 250.8 × d 20 × h 142/182 cm




CONSISTS OF: 3 × PANELS + 2 × PROFILE 1 + 2 × END PROFILE

	COF	COL	100	200	300	400	500	600	700	60	80
LOW	-	-	-	2.706	2.917	3.152	3.387	3.621	3.856	-	-
HIGH	-	-	-	2.957	3.224	3.521	3.818	4.115	4.412	-	-

CONFIGURATION 3

w 131³/₄" × d 7³/₄" × h 56¹/₇₁³/₄"
w 334 × d 20 × h 142/182 cm




CONSISTS OF: 4 × PANELS + 3 PROFILE 1 + 2 × END PROFILE

	COF	COL	100	200	300	400	500	600	700	60	80
LOW	-	-	-	3.579	3.860	4.173	4.486	4.798	5.111	-	-
HIGH	-	-	-	3.912	4.269	4.665	5.061	5.457	5.853	-	-

CONFIGURATION 4

w 131³/₄" × d 15" × h 56¹/₇₁³/₄"
w 334.4 × d 38 × h 142/182 cm




CONSISTS OF: 4 × PANELS + 3 PROFILE 1 + 2 × END PROFILE

	COF	COL	100	200	300	400	500	600	700	60	80
LOW	-	-	-	3.579	3.860	4.173	4.486	4.798	5.111	-	-
HIGH	-	-	-	3.912	4.269	4.665	5.061	5.457	5.853	-	-

CONFIGURATION 5

w 98³/₄" × d 15" × h 56¹/₇₁³/₄"
w 250.8 × d 38 × h 142/182 cm



CONSISTS OF: 3 × PANELS + 2 × PROFILE 1 + 2 × END PROFILE

	COF	COL	100	200	300	400	500	600	700	60	80
LOW	-	-	-	2.706	2.917	3.152	3.387	3.621	3.856	-	-
HIGH	-	-	-	2.957	3.224	3.521	3.818	4.115	4.412	-	-

CONFIGURATION 6

w 164³/₄" × d 15" × h 56¹/₇₁³/₄"
w 418 × d 38 × h 142/182 cm



CONSISTS OF: 5 × PANELS + 4 × PROFILE 1 + 2 × END PROFILE

	COF	COL	100	200	300	400	500	600	700	60	80
LOW	-	-	-	4.451	4.803	5.194	5.585	5.976	6.367	-	-
HIGH	-	-	-	4.868	5.314	5.809	6.304	6.799	7.294	-	-

CONFIGURATION 7

w 230³/₄" × d 15" × h 56¹/₇₁³/₄"
w 585.2 × d 38 × h 142/182 cm



CONSISTS OF: 7 × PANELS + 6 × PROFILE 1 + 2 × END PROFILE

	COF	COL	100	200	300	400	500	600	700	60	80
LOW	-	-	-	6.196	6.689	7.236	7.783	8.330	8.878	-	-
HIGH	-	-	-	6.780	7.404	8.097	8.790	9.483	10.177	-	-

w - width / h - height

All prices are in USD

Separé

modular space-dividing system

SUGGESTED CONFIGURATIONS

CONFIGURATION 8

Ø 130" × h 56"/71¾"
Ø 330 × h 142/182 cm



CONSISTS OF: 7 × PANELS + 6 × PROFILE 1 + 2 × END PROFILE

	COF	COL	100	200	300	400	500	600	700	60	80
LOW	-	-	-	6.196	6.689	7.236	7.783	8.330	8.878	-	-
HIGH	-	-	-	6.780	7.404	8.097	8.790	9.483	10.177	-	-

CONFIGURATION 9

w 105¾" d 72¾" × h 56"/71¾"
w 286 × d 184 × h 142/182 cm



CONSISTS OF: 7 × PANELS + 6 × PROFILE 1 + 2 × END PROFILE

	COF	COL	100	200	300	400	500	600	700	60	80
LOW	-	-	-	6.196	6.689	7.236	7.783	8.330	8.878	-	-
HIGH	-	-	-	6.780	7.404	8.097	8.790	9.483	10.177	-	-

CONFIGURATION 10

w 72¾" d 72¾" × h 56"/71¾"
w 188 × d 186.4 × h 142/182 cm

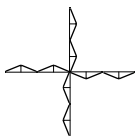


CONSISTS OF: 4 × PANELS + 3 PROFILE 1 + 2 × END PROFILE

	COF	COL	100	200	300	400	500	600	700	60	80
LOW	-	-	-	3.579	3.860	4.173	4.486	4.798	5.111	-	-
HIGH	-	-	-	3.912	4.269	4.665	5.061	5.457	5.853	-	-

CONFIGURATION 11

w 132¾" d 132¾" × h 56"/71¾"
w 336.2 × d 336.2 × h 142/182 cm



CONSISTS OF: 8 × PANELS + PROFILE 3 + 4 × PROFILE 1 + 4 × END PROFILE

	COF	COL	100	200	300	400	500	600	700	60	80
LOW	-	-	-	7.164	7.727	8.352	8.978	9.603	10.229	-	-
HIGH	-	-	-	7.835	8.548	9.340	10.133	10.925	11.717	-	-

CONFIGURATION 12

Ø 129¾" × h 56"/71¾"
Ø 328 × h 142/182



CONSISTS OF: 6 × PANELS + PROFILE 2 + 3 × PROFILE 1 + 3 × END PROFILE

	COF	COL	100	200	300	400	500	600	700	60	80
LOW	-	-	-	5.396	5.818	6.287	6.757	7.226	7.695	-	-
HIGH	-	-	-	5.899	6.434	7.028	7.622	8.217	8.811	-	-

w - width / h - height

All prices are in USD

Shtef

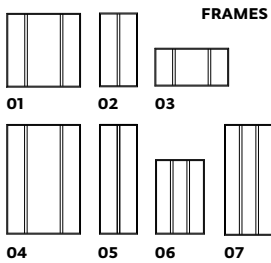
shelving system



DESIGN: 3LHD & GRUPA, 2018

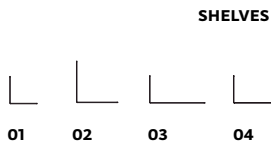
Shtef's basic structural module is a square that is applied on the wall as a visually autonomous object. However, to make the system adaptable to various ambiances and intended purposes, several modules with different proportions have been developed as well as free-standing variants. L-cross-section shelves are inserted in the structural module. Shelf is made from aluminum to achieve lightweightness.

FRAME & SHELVES aluminum + powder coating

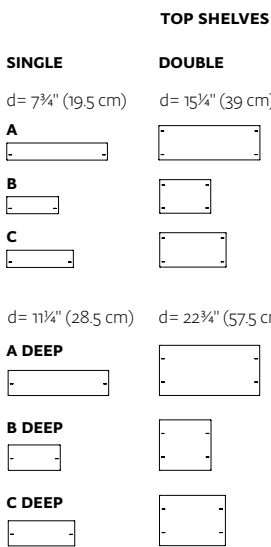


FRAME 01	FRAME 02	FRAME 03	
w 45" d 45" x h 7" w 114.5 x h 114.5 x d 17.5 cm	w 23 1/4" d 45" x h 7" w 59 x h 114.5 x d 17.5 cm	w 45" d 23 3/4" x h 7" w 114.5 x h 60 x d 17.5 cm	
604	461	555	
FRAME 04	FRAME 05	FRAME 06	FRAME 07
w 45" d 67" x h 7" w 114.5 x h 170 x d 17.5 cm	w 23 1/4" d 67" x h 7" w 59 x h 170 x d 17.5 cm	w 29 3/4" d 45" x h 7" w 75 x h 114.5 x d 17.5 cm	w 29 3/4" d 67" x h 7" w 75 x h 170 x d 17.5 cm
696	499	612	704

ONLY FRAMES 06 AND 07 ARE SUITABLE FOR USE AS A LIBRARY



	01	02	03	04
	d 7" x h 7" d 18 x h 18 cm	d 10 3/4" x h 10 3/4" d 27.5 x h 27.5 cm	d 14 1/4" x h 7" d 36.5 x h 18 cm	d 10 3/4" x h 7" d 27.5 x h 18 cm
SHELF A w= 43 3/4" (110.5) cm FOR FRAMES 01, 03, 04	213	262	262	225
SHELF B w= 43 3/4" (55.5) cm FOR FRAMES 02, 05	136	162	162	142
SHELF C w= 28" (71) cm FOR FRAMES 06, 07	185	222	222	191



	SINGLE for one frame	DOUBLE for two frames "back to back"
TOP SHELF A w= 45" (114.5 cm) FOR FRAMES 01, 03, 04	75	108
TOP SHELF B w= 23 1/4" (59 cm) FOR FRAMES 02, 05	56	75
TOP SHELF C w= 29 3/4" (75 cm) FOR FRAMES 06, 07	69	95
TOP SHELF A DEEP w= 45" (114.5 cm) FOR FRAMES 01, 03, 04	121	177
TOP SHELF B DEEP w= 23 1/4" (59 cm) FOR FRAMES 02, 05	88	121
TOP SHELF C DEEP w= 29 3/4" (75 cm) FOR FRAMES 06, 07	98	140

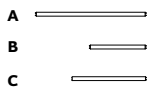
w - width / d - depth / h - height

All prices are in USD

Shtef

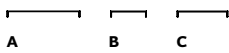
shelving system

SHELVES SUPPORT



A B C

LEGS
h 4¾" (11,5) cm



A B C

w - width / d - depth / h - height

SHELF SUPPORT A w= 43¾" (111 cm)
FOR FRAMES O1, O3, O4

89

SHELF SUPPORT B w= 21¾" (55 cm)
FOR FRAMES O2, O5

79

SHELF SUPPORT C w= 28" (71 cm)
FOR FRAMES O6, O7

83

LEGS A w= 45" (114) cm
FOR FRAMES O1, O3, O4

153

LEGS B w= 23¾" (59 cm)
FOR FRAMES O2, O5 AND
FREESTANDING COMPOSITIONS

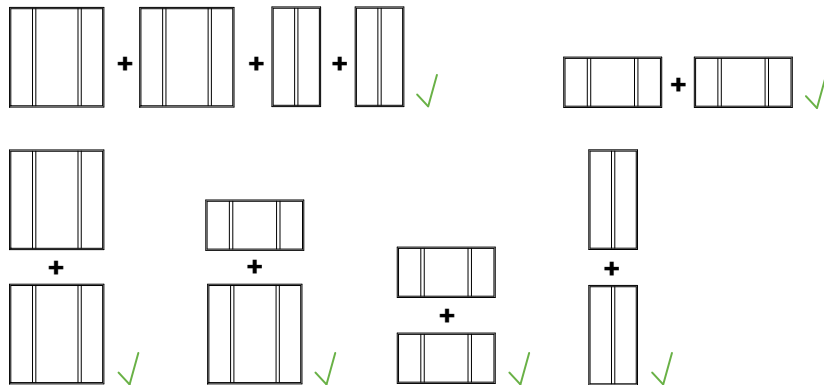
145

LEGS C w= 28" (71 cm)
FOR FRAMES O6, O7

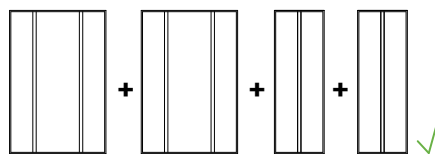
147

All prices are in USD

NOTE - FRAMES CAN BE COMBINED ONLY BY CONNECTING TWO SAME LENGHT SIDES:

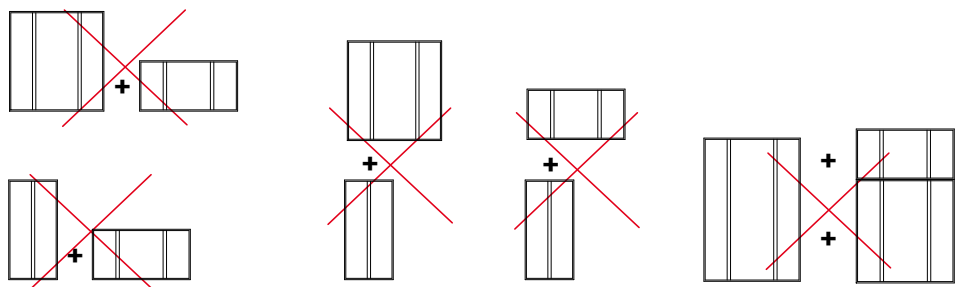


FRAMES O4 & O5 CAN ONLY BE CONNECTED SIDE TO SIDE OR BACK TO BACK TO ANOTHER O4 & O5;
PUTTING ANOTHER FRAME ON TOP OF THEM IS NOT RECOMMENDED



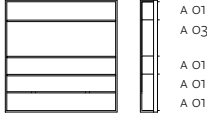
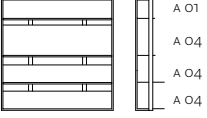
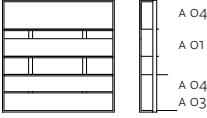
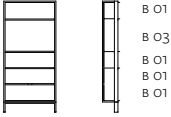
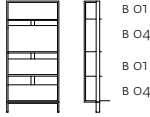
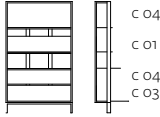



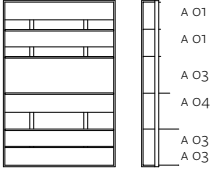
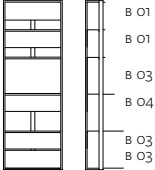
CONNECTING BACK TO BACK IS ONLY POSSIBLE WITH THE SAME MODULES

OTHER COMBINATIONS ARE NOT POSSIBLE:



Shtef shelving system

SUGGESTED COMPOSITIONS

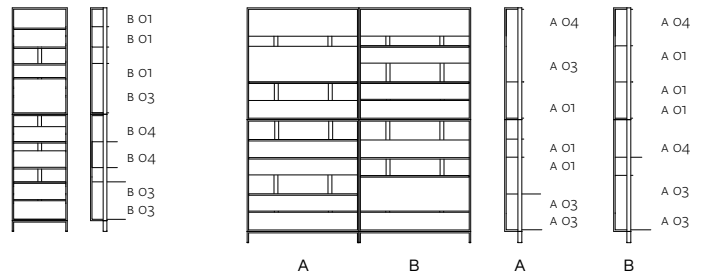
<p>1.</p> <p>COMPOSITION 01 FRAME O1 + 3X SUPPORT A + 4X SHELF AO1 + SHELF AO3 w 45" x d 45" x h 7¾" w 114.5 x h 114.5 x d 19.5 cm</p> <p>1.984</p> 	<p>2.</p> <p>COMPOSITION 02 FRAME O1 + 3X SHELF SUPPORT A + SHELF AO1 + 3X SHELF AO4 w 45" x d 45" x h 11¾" w 114.5 x h 114.5 x d 29 cm</p> <p>1.795</p> 	<p>3.</p> <p>COMPOSITION 03 FRAME O1 + 3X SUPPORT A + SHELF AO1 + SHELF AO3 + 2X SHELF AO4 w 45" x d 45" x h 11¾" w 114.5 x h 114.5 x d 38 cm</p> <p>1.795</p> 
<p>4.</p> <p>COMPOSITION 04 FRAME O2 + 3X SUPPORT B + 4X SHELF BO1 + SHELF BO3 + LEGS B w 23¾" x d 49¾" x h 7¾" w 59 x h 126 x d 19.5 cm</p> <p>1.095</p> 	<p>5.</p> <p>COMPOSITION 05 FRAME O2 + 3X SUPPORT B + 2X SHELF BO1 + 2X SHELF BO4 + LEGS B w 23¾" x d 49¾" x h 11¾" w 59 x h 126 x d 29 cm</p> <p>972</p> 	<p>6.</p> <p>COMPOSITION 06 FRAME O6 + 3X SUPPORT C + SHELF CO1 + SHELF CO3 + 2X SHELF CO4 + LEGS C w 29¾" x d 49¾" x h 15" w 75 x h 126 x d 38 cm</p> <p>1.797</p> 
<p>7.</p> <p>COMPOSITION 07 FRAME O3 + SUPPORT A + SHELF AO1 + SHELF AO3 + SHELF AO4 w 45" x d 23¾" x h 15" w 114.5 x h 60 x d 38 cm</p> <p>1.344</p> 	<p>8.</p> <p>COMPOSITION 08 FRAME O3 + SHELF SUPPORT A + SHELF AO3 + SHELF AO4 w 45" x d 23¾" x h 15" w 114.5 x h 60 x d 38 cm</p> <p>1.131</p> 	<p>9.</p> <p>COMPOSITION 09 FRAME O3 + SUPPORT A + 2X SHELF AO4 w 45" x d 23¾" x h 7¾" w 114.5 x h 60 x d 19.5 cm</p> <p>1.094</p> 
<p>10.</p> <p>COMPOSITION 10 FRAME O4 + 4X SUPPORT A + 2X SHELF AO1 + 3X SHELF AO3 + SHELF AO4 w 45" x d 67" x h 15" w 114.5 x h 170 x d 38 cm</p> <p>2.488</p> 	<p>11.</p> <p>COMPOSITION 11 FRAME O5 + 4X SUPPORT B + 2X SHELF BO1 + 3X SHELF BO3 + SHELF BO4 + LEGS B w 23¾" x d 71¾" x h 15" w 59 x h 181.5 x d 38 cm</p> <p>1.861</p> 	

Shtef

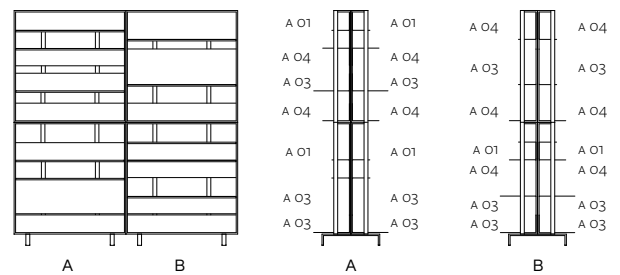
shelving system

SUGGESTED COMPOSITIONS

12.	COMPOSITION 12 2X FRAME O3 + 2X SUPPORT A + 2X LEGS A + 2X TOP SHELF A SINGLE + 2X SHELF AO3 + 2X SHELF AO4 w 90" x d 28¾" x h 15" w 228.5 x h 71.5 x d 38 cm	2.718
13.	COMPOSITION 13 2X FRAME O2 + 6X SUPPORT B + LEGS B + 3X SHELF BO1 + 3X SHELF BO3 + 2X SHELF BO4 w 23¾" x d 94¾" x h 15" w 59 x h 240.5 x d 38 cm	1.813
14.	COMPOSITION 14 4X FRAME O1 + 8X SUPPORT A + 2X LEGS A + 6X SHELF AO1 + 5X SHELF AO3 + 3X SHELF AO4 w 90" x d 94¾" x h 15" w 228.5 x h 240.5 x d 38 cm	6.693



15.	COMPOSITION 15 4X FRAME O4 + 16X SUPPORT A + 4X LEGS B + 4X SHELF AO1 + 8X SHELF AO3 + 8X SHELF AO4 w 90" x d 71¾" x h 30" w 228.5 x h 181.5 x d 76 cm	9.532
16.	COMPOSITION 16 8X FRAME O1 + 20X SUPPORT A + 4X LEGS B + 6X SHELF AO1 + 12X SHELF AO3 + 10X SHELF AO4 w 90" x d 95" x h 30" w 228.5 x h 240.5 x d 76 cm	13.857

**NOTE**

- ALL COMPOSITIONS ARE WALL MOUNTED, EVEN THE ONES WITH LEGS, EXCEPT FREESTANDING COMPOSITIONS (15, 16)
- FRAME O2 AND O5 CANNOT BE MOUNTED ON THE WALL ON THEIR OWN; THEY MUST BE ON THEIR FEET OR PART OF A LARGER COMPOSITION
- ALL FREESTANDING COMPOSITIONS (E.G. 15, 16) HAVE LEGS B
- ON ALL FREESTANDING COMPOSITIONS (E.G. 15, 16) FIRST OR LOWEST SHELF MUST BE AT LEAST 27.5 CM DEEP; DO NOT USE SHELVES O1 FOR THAT POSITION

Simetria

coat stand



DESIGN: NEISAKO, 2014

The name of the coat stand **Simetria** reflects its symmetrical form resulting from the rotation and mirroring of the same linear support. This principle enables rationalisation of material consumption while the easy disassembly of the construction makes additional convenience which simplifies the construction and transport in the "flat pack" form. The lesion between straight lines on the juxtaposed pyramids changes depending on the viewing angle - from a static and symmetric vision into a dynamic and vibrating form.

STRUCTURE solid wood + oil, lacquer or BLACK lacquer

MANDATORY TO SPECIFY

- wood finishing *i.e.* OAK nature LACQUER

COAT STAND

w 21¼" × d 21¼" × h 70¾"
w 54 × d 54 × h 180 cm



45



54

652



w - width / d - depth / h - height

All prices are in USD

NOTE

- SIMETRIA COAT STAND IS AVAILABLE IN OAK OIL, LACQUER AND BLACK LACQUER FINISH, IT IS NOT AVAILABLE IN OTHER COLOUR LACQUERS
- WE RECOMMEND USING LACQUERED WOOD FINISH FOR AN EASIER MAINTENANCE

Spectrum

modular sofa

ARMRESTS



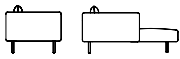
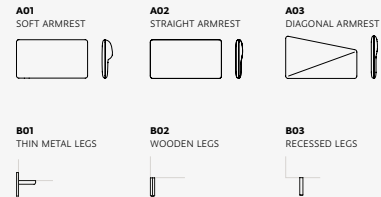
DESIGN: ALTHERR DÉSILE PARK, 2023

Spectrum collection esthetic reflects a combination of simplicity with complexity. More than a sofa, it is a system of expressive components that builds around foundational core of seat, backrest, and cushions. A base like the perfect white shirt – lightweight, timeless – and further enriched with carefully crafted design details like stiches and colors that make it special. Easy to configure so as to dress up/dress down.

SUSPENSION	elastic webbing	BACKREST	HR foam, polyester wadding
BASE	metal + powder coating	SUPPORT CUSHION	feather, foam
LEGS	metal + powder coating / solid wood + lacquer or BLACK lacquer	SEAT CUSHION	HR foam, polyester wadding
		UPHOLSTERY	fabric / leather (removable)

MANDATORY TO SPECIFY

- **no. of composition** i.e. 1 or ARMCHAIR
- **type of armrests** i.e. A01
- **type of legs** i.e. B01
- **upholstery** i.e. 166 HALLINGDAL 65 500
- **colour of fabric stripe for armrest A01** i.e. BLUE STRIPE



SITTING HEIGHT 16¾" (42 cm), SITTING DEPTH ≈ 22¾" (57 cm) WITH CUSHIONS, TOTAL HEIGHT ≈ 30¾" (78 cm) WITH CUSHIONS

ARMRESTS

A01

SOFT ARMREST

w 5" × d 32¼"/34¾" × h 18"
w 13 × d 82"/88 × h 46 cm



A02

STRAIGHT ARMREST

w 3¼" × d 32¼"/34¾" × h 18"
w 8 × d 82"/88 × h 46 cm



A03

DIAGONAL ARMREST

w 3¼" × d 32¼"/34¾" × h 21¼"
w 8 × d 82"/88 × h 54 cm



* 32¼" (82 cm) IS THE DEPTH OF THE ARMCHAIR

w - width / d - depth / h - height

Spectrum

modular sofa

LEGS

LEGS

B01

THIN METAL LEGS

w 7" x d 7" x h 7¼" (total 9")

w 18 x d 18 x h 19 (total 23) cm



B03

RECESSED LEGS

w 1¼" x d 1¼" x h 7¼"

w 4 x d 4 x h 19 cm



B02

WOODEN LEGS

w 1¼" x d 1¼" x h 7¼"

w 4 x d 4,5 x h 19 cm



B04

WOODEN LEGS

w 1¼" x d 1¼" x h 7¼"

w 4 x d 4 x h 19 cm



LEGS ARE ORDERED PER PIECE

w - width / d - depth / h - height



NOTE


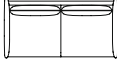
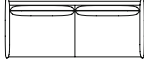
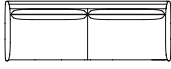
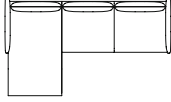
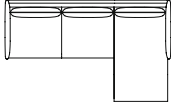

- STRIPES FOR ARMREST **A01** ARE AVAILABLE
IN FOLLOWING COLOURS:

-  BLACK
-  GREY
-  BEIGE
-  YELLOW
-  ORANGE
-  RUBY RED
-  BLUE
-  NICKEL GREEN
- LEATHER DIVINA

Spectrum

modular sofa

COMPOSITIONS

	COF	COL	100	200	300	400	500	600	700	60	80
1. ARMCHAIR w 32¼" × d 32¼" w 82 × d 82 cm 	2.790	2.928	-	2.928	3.105	3.301	3.498	3.695	3.891	4.559	5.346
2. 2.5SEATER w 32¼" × d 34¾" w 167 × d 88 cm 	4.418	4.639	-	4.639	4.924	5.241	5.558	5.875	6.192	7.269	8.536
3. 3SEATER w 81" × d 34¾" w 206 × d 88 cm 	4.755	4.977	-	4.977	5.262	5.580	5.897	6.214	6.531	7.610	8.878
4. 3.5SEATER w 96¾" × d 34¾" w 245 × d 88 cm 	5.285	5.530	-	5.530	5.845	6.195	6.545	6.895	7.245	8.435	9.834
5. 2.5SEATER + CHAISE LONGUE (L/R) w 96¾" × d 59¾" w 245 × d 152 cm L  R 	7.540	7.860	-	7.860	8.273	8.731	9.190	9.648	10.106	11.664	13.498
SURCHARGE FOR ARMREST CUSHIONS (L/R) d 26¾" (68 cm) 	284	337	-	337	404	478	552	627	701	880	1.148

w - width / d - depth / h - height


All prices are in USD

NOTE

ACCORDING TO THE CHOSEN TYPE OF ARMRESTS THE BACKREST IS DIFFERENT.


FOR ARMREST **A01** & **A02** BACKREST IS LOWER 18" (46 CM HIGH); FOR ARMREST **A03** IS HIGHER 20" (54 CM HIGH); BACKREST FOR **A01** HAS NO WELTING.

CUSHIONS FORM:



Strain

easy chair



DESIGN: SMPDO, 2014

Despite its visual lightness, **Strain** provides that is usually expected from large dimension sofas thanks to its seat with elastic band support, stretched backrest shell and free lumbar cushion, which facilitates various sitting possibilities. The seat cushion and the backrest shell tailored from a twodimensional plate - are set on a complex metal structure, and the form is achieved after when it is stretched from the top of the structure to the bottom of the seat.

SUSPENSION	elastic webbing	BACKREST	leather (black or brown)
SEAT CUSHION	HR foam	BASE	metal tube $\varnothing \frac{3}{4}$ " (20 mm) + powder coating
SUPPORT CUSHION	feather	UPHOLSTERY	fabric / leather

MANDATORY TO SPECIFY

- metal finishing *i.e. BLACK*
- leather for the backrest *i.e. BLACK*
- upholstery *i.e. 166 HALLINGDAL 65 500*



SITTING HEIGHT 16 $\frac{3}{4}$ " (42 cm), SITTING DEPTH WITH CUSHION 16 $\frac{3}{4}$ " (42 cm), SITTING DEPTH WITHOUT CUSHION 19 $\frac{3}{4}$ " (50 cm)

EASY CHAIR

w 26" x d 26 $\frac{3}{4}$ " x h 31 $\frac{3}{4}$ "
w 66 x d 68 x h 80 cm



COF	COL	100	200	300	400	500	600	700	60	80
2.150	2.191	-	2.150	2.191	2.236	2.281	2.326	2.371	2.561	2.741

w - width / d - depth / h - height

All prices are in USD

NOTE

- SEAMS ON THE LEATHER BACKREST ARE THE SAME COLOUR AS THE CUSHION
- BACKREST IS MADE OF BLACK OR BROWN ANILINE LEATHER CRUST 2,2 MM THICK; THE SHADE OF LEATHER MAY VARY DUE TO THE NATURE OF ANILINE LEATHER

Strain

chairs



DESIGN: SMPDO, 2020

Strain and Unstrain chairs are almost like twins in the Strain collection but each of them conveys its own typology. While Strain retains the twist, providing the necessary construction stiffness, Unstrain releases it, resulting in a contemporary interpretation of the 1950's universal chair, which is easily stackable.


SEAT	solid wood + oil lacquer or colour lacquer / with cushion / upholstered seat plywood, veneer + lacquer / plywood upholstered seat
BACKREST	solid wood + oil, lacquer or colour lacquer plywood, veneer + lacquer
BASE	metal rod \varnothing 16 mm + powder coating

MANDATORY TO SPECIFY

- **type of the chair** i.e. *solid wood chair*
- **metal finishing** i.e. *BLACK*
- **wood finishing** i.e. *OAK nature LACQUER*
- **upholstery, when specified** i.e. *166 HALLINGDAL 65 500*

SITTING HEIGHT 17¾" (45 cm)



 **SOLID WOOD CHAIR**
w 17¼" × d 22¾" × h 32¾"
w 44 × d 57 × h 83 cm

 **CUSHION**
OAK / COLOUR LACQUER


WALNUT

 **UPHOLSTERED SEAT**
OAK / COLOUR LACQUER

WALNUT


PLYWOOD CHAIR

WITHOUT ARMRESTS
w 17¼" × d 22¾" × h 32"
w 44 × d 57 × h 81 cm

 **WITH ARMRESTS**
w 19¼" × d 22" × h 32"
w 49 × d 56 × h 81 cm

UPHOLSTERED SEAT

WITHOUT ARMRESTS
w 17¼" × d 22¾" × h 32"
w 44 × d 57 × h 81 cm

 **WITH ARMRESTS**
w 19¼" × d 22" × h 32"
w 49 × d 56 × h 81 cm

w - width / d - depth / h - height

OAK / COLOUR LACQUER

WALNUT

		OAK / COLOUR LACQUER					WALNUT					
		869										
		1.038										
		COF	COL	100	200	300	400	500	600	700	60	80
		1.033	-	-	1.033	1.058	1.086	1.114	1.142	1.170	-	-
		1.202	-	-	1.202	1.227	1.255	1.283	1.310	1.338	-	-
		COF	COL	100	200	300	400	500	600	700	60	80
		806	-	-	806	831	859	887	915	942	-	-
		879	-	-	879	904	932	960	988	1.015	-	-

640

666

		COF	COL	100	200	300	400	500	600	700	60	80
--	--	-----	-----	-----	-----	-----	-----	-----	-----	-----	----	----

		621	-	-	621	646	674	701	729	757	-	-
--	--	-----	---	---	-----	-----	-----	-----	-----	-----	---	---

		647	-	-	647	672	700	727	755	783	-	-
--	--	-----	---	---	-----	-----	-----	-----	-----	-----	---	---

All prices are in USD.

NOTE

- METAL IS ONLY AVAILABLE IN THE SAME COLOURS AS WOOD COLOUR LACQUERS
- VENEER IS AVAILABLE IN OAK OR WALNUT
- WE RECOMMEND USING LACQUERED WOOD FINISH FOR AN EASIER MAINTENANCE

Unstrain chairs



DESIGN: SMPDO, 2020

Strain and **Unstrain** chairs are almost like twins in the Strain collection but each of them conveys its own typology. While Strain retains the twist, providing the necessary construction stiffness, Unstrain releases it, resulting in a contemporary interpretation of the 1950's universal chair, which is easily stackable.


SEAT	solid wood + oil lacquer or colour lacquer / with cushion / upholstered seat plywood, veneer + lacquer / plywood upholstered seat
BACKREST	solid wood + oil, lacquer or colour lacquer plywood, veneer + lacquer
BASE	metal rod \varnothing 16 mm + powder coating

MANDATORY TO SPECIFY

- **type of the chair** *i.e. solid wood chair*
- **metal finishing** *i.e. BLACK*
- **wood finishing** *i.e. OAK nature LACQUER*
- **upholstery, when specified** *i.e. 166 HALLINGDAL 65 500*




SITTING HEIGHT 17¾" (45 cm)

 **SOLID WOOD CHAIR**
w 17¼" x d 22¾" x h 32¾"
w 44 x d 57 x h 83 cm


 **CUSHION**
OAK / COLOUR LACQUER


WALNUT


 **UPHOLSTERED SEAT**
OAK / COLOUR LACQUER

WALNUT

WITHOUT ARMRESTS
w 17¼" x d 22¾" x h 32"
w 44 x d 57 x h 81 cm

 **WITH ARMRESTS**
w 19¼" x d 22" x h 32"
w 49 x d 56 x h 81 cm

 **WITHOUT ARMRESTS**
w 17¼" x d 22¾" x h 32"
w 44 x d 57 x h 81 cm

 **WITH ARMRESTS**
w 19¼" x d 22" x h 32"
w 49 x d 56 x h 81 cm

w - width / d - depth / h - height

		OAK / COLOUR LACQUER					WALNUT					
		869										
		1.038										
		COF	COL	100	200	300	400	500	600	700	60	80
	OAK / COLOUR LACQUER	1.033	-	-	1.033	1.058	1.086	1.114	1.142	1.170	-	-
	WALNUT	1.202	-	-	1.202	1.227	1.255	1.283	1.310	1.338	-	-
		COF	COL	100	200	300	400	500	600	700	60	80
	OAK / COLOUR LACQUER	806	-	-	806	831	859	887	915	942	-	-
	WALNUT	879	-	-	879	904	932	960	988	1.015	-	-
		640										
		666										
		COF	COL	100	200	300	400	500	600	700	60	80
	WITHOUT ARMRESTS	621	-	-	621	646	674	701	729	757	-	-
	WITH ARMRESTS	647	-	-	647	672	700	727	755	783	-	-

All prices are in USD.

NOTE

- CHAIRS ARE STACKABLE, 3 PIECES; CHAIRS WITH UPHOLSTERED SEAT AND LOOSE CUSHION ARE NOT STACKABLE
- METAL IS ONLY AVAILABLE IN THE SAME COLOURS AS WOOD COLOUR LACQUERS
- VENEER IS AVAILABLE IN OAK OR WALNUT
- WE RECOMMEND USING LACQUERED WOOD FINISH FOR AN EASIER MAINTENANCE

Strain

low chair



DESIGN: SMPDO, 2020

Strain low chair is a hybrid between a chair and an armchair. It was designed as a chair that can easily blend in smaller interiors but simultaneously provide comfort of an armchair. The Strain low chair can be combined with or without a functional armrest that follows that main idea. With intertwined leg junctions providing the required firm construction, this low chair follows the main characteristic of the whole Strain collection. To obtain additional comfort, the seat can be upholstered in textile.

SEAT	plywood, veneer + lacquer or colour lacquer / plywood upholstered
BACKREST	plywood, veneer + lacquer
BASE	metal rod \varnothing $\frac{3}{4}$ " (16 mm) + powder coating

MANDATORY TO SPECIFY

- **type of the chair** *i.e. low chair*
- **metal finishing** *i.e. BLACK*
- **wood finishing** *i.e. OAK nature LACQUER*
- **upholstery, when specified** *i.e. 166 HALLINGDAL 65 500*

SITTING HEIGHT 14 $\frac{3}{4}$ " (37 cm)

LOW CHAIR

w 20 $\frac{3}{4}$ " x d 27 $\frac{1}{4}$ " x h 30 $\frac{1}{4}$ "
w 52 x d 69 x h 77 cm



666

UPHOLSTERED SEAT

w 20 $\frac{3}{4}$ " x d 27 $\frac{1}{4}$ " x h 30 $\frac{1}{4}$ "
w 52 x d 69 x h 77 cm



COF	COL	100	200	300	400	500	600	700	60	80
647	-	-	647	672	700	727	755	783	-	-

WITH ARMRESTS

w 22 $\frac{3}{4}$ " x d 26 $\frac{3}{4}$ " x h 30"
w 58 x d 67 x h 76 cm



692

WITH ARMRESTS WITH UPHOLSTERED SEAT

w 22 $\frac{3}{4}$ " x d 26 $\frac{3}{4}$ " x h 30"
w 58 x d 67 x h 76 cm



COF	COL	100	200	300	400	500	600	700	60	80
673	-	-	673	698	726	754	781	809	-	-

w - width / d - depth / h - height

All prices are in USD

NOTE

- METAL IS ONLY AVAILABLE IN THE SAME COLOURS AS WOOD COLOUR LACQUERS
- VENEER IS AVAILABLE IN OAK OR WALNUT

Strain

barstools



DESIGN: SMPDO, 2016

The character of this barstool is obtained with an indented form of the seat and interweaving of tube legs, as the main signature of the whole **Strain** collection. The ergonomically shaped seat, inspired by a saddle, provides various ways of dynamic seating and is made from solid wood with lacquer finish. The principle of interweaving steel tube legs, creates a footrest and a seat holder and footrest, solidifies the construction. The barstool is available in 3 heights and adaptable to all situations in either residential or public facilities.

SEAT	solid wood + oil, lacquer or black lacquer
BASE	metal tube \varnothing 3/4" (20 mm) + powder coating

MANDATORY TO SPECIFY

- **seat height** *i.e. low*
- **metal finishing** *i.e. BLACK*
- **wood finishing** *i.e. OAK nature LACQUER*



SITTING HEIGHT HIGH BARSTOOL 30 3/4" (78 cm), LOW BARSTOOL 26 3/4" (68 cm), STOOL 18 3/4" (47 cm)



HIGH BARSTOOL
w 19" x d 17" x h 32 3/4"
w 48 x d 43 x h 83 cm

LOW BARSTOOL
w 14 3/4" x d 17" x h 28 3/4"
w 43 x d 37 x h 73 cm

STOOL
w 15" x d 14 3/4" x h 20 3/4"
w 38 x d 37 x h 53 cm

OAK / ASH

668

664

646

WALNUT

692

689

670

w - width / d - depth / h - height

All prices are in USD

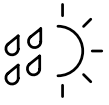
NOTE

- WOODEN SEAT IS AVAILABLE IN OIL, LACQUER AND BLACK LACQUER, IT IS NOT AVAILABLE IN ANY OTHER COLOUR LACQUERS
- WE DO NOT RECOMMEND USE OF LIGHT COLOURS OF POWDER COATING DUE TO POSSIBLE MARKS OF SHOES ON THE FOOTRESTS
- WE RECOMMEND USING LACQUERED WOOD FINISH FOR AN EASIER MAINTENANCE

Strain

tables

INDOOR & OUTDOOR



DESIGN: SMPDO, 2016

The latest addition to the collection comes as a line of tables with the typical **Strain** base. Interweaving steel tubes make an elegant base to a thin looking table top. The table comes in various sizes and can be combined with different types of chairs.

TABLE TOP	MDF + FENIX NTM / outdoor HPL
BASE	metal tube \varnothing $\frac{3}{4}$ " (16 / 18 / 22 mm) / \varnothing 1" (25 mm) + powder coating

MANDATORY TO SPECIFY

- **dimensions of the table**
- **metal finishing** *i.e.* BLACK
- **table top** *i.e.* FENIX 0720 black

TABLES

h 28 $\frac{3}{4}$ " (73 cm)

	FENIX	OUTDOOR HPL
31$\frac{3}{4}$" x 31$\frac{3}{4}$" , metal tube \varnothing $\frac{3}{4}$ " 80 x 80 , metal tube \varnothing 16 mm	1.177	1.500
39$\frac{1}{4}$" x 39$\frac{1}{4}$" , metal tube \varnothing $\frac{3}{4}$ " 100 x 100 , metal tube \varnothing 18 mm	1.621	1.825
78$\frac{3}{4}$" x 39$\frac{1}{4}$" , metal tube \varnothing 1" 200 x 100 , metal tube \varnothing 22 mm	2.767	3.617
94$\frac{3}{4}$" x 39$\frac{1}{4}$" , metal tube \varnothing 1" 240 x 100 , metal tube \varnothing 25 mm	3.321	4.385
110$\frac{1}{4}$" x 39$\frac{1}{4}$" , metal tube \varnothing 1" 280 x 100 , metal tube \varnothing 25 mm	3.791	5.345
\varnothing 43$\frac{1}{4}$" , metal tube \varnothing $\frac{3}{4}$ " \varnothing 110 , metal tube \varnothing 18 mm	1.761	2.109

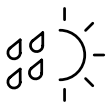
w - width / d - depth / h - height

All prices are in USD

Strain

low tables

INDOOR & OUTDOOR



DESIGN: SMPDO, 2014

Strain low tables are an ideal addition to the easy chair, as they complement the chair's identity both functionally and aesthetically with their lightness and simplicity. They come in two different sizes, with table top in 5 colors in Fenix or 3 colours in the outdoor version HPL, and legs in the same finish as the easy chair's legs.

TABLE TOP	MDF + FENIX NTM / outdoor HPL or aluminum 5 mm powder coated
BASE	metal rod or stainless steel (outdoor) \varnothing ½" (12 mm / 14 mm) + powder coating

MANDATORY TO SPECIFY

- **dimensions of the table**
- **metal finishing** i.e. BLACK
- **table top** i.e. FENIX 0720 black

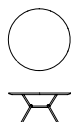
LOW TABLE Ø50

\varnothing 19¾" x h 18"
 \varnothing 50 x h 46 cm



LOW TABLE Ø70

\varnothing 27¾" x h 14¼"
 \varnothing 70 x h 36 cm



w - width / d - depth / h - height

FENIX	OUTDOOR HPL	OUTDOOR METAL
703	846	890

FENIX	OUTDOOR HPL	OUTDOOR METAL
812	1.020	1.158

All prices are in USD

NOTE

- FOR OUTDOOR METAL TABLES, POWDER COATING FOR BASE AND TOP IS ALWAYS IN THE SAME COLOUR

Tinker

easy chair



DESIGN: GRUPA, 2020

Designed to be inviting, **Tinker** is conducive to comfortable sitting and relaxed work by a mid-high table. Its form highlights the plywood backrest and the seat shell, upholstered in fabrics. In terms of typology, Tinker lies between a chair and easy chair. Therefore, the seating cushion is intentionally softer, accentuating the feeling of cosiness and luxury, also achieved through its overall ergonomics. The slim steel legs keep the base "afloat", and they are available in diverse coating finishes.

SHELL	plywood, veneer + lacquer
BACKREST	HR foam, polyester wadding
SEAT	HR foam, PES filling, polyester wadding
BASE	metal rod \varnothing $\frac{3}{4}$ " (16 mm) + powder coating BLACK
UPHOLSTERY	fabric

MANDATORY TO SPECIFY

- **wood finishing** i.e. OAK nature
- **upholstery** i.e. 166 HALLINGDAL 65 500



SITTING HEIGHT 17 $\frac{1}{4}$ " 44 cm

EASY CHAIR

w 20 $\frac{3}{4}$ " x d 27 $\frac{1}{4}$ " x h 30 $\frac{1}{4}$ "
w 63 x d 70 x h 80 cm



OAK

WALNUT

COF	COL	100	200	300	400	500	600	700	60	80
2.264	2.348	-	2.264	2.348	2.440	2.533	2.626	2.719	2.639	2.834
2.363	2.447	-	2.363	2.447	2.540	2.632	2.725	2.818	2.739	2.933

w - width / d - depth / h - height

All prices are in USD

NOTE

- BASE IS AVAILABLE ONLY IN BLACK POWDER COATED FINISH
- VENEER IS AVAILABLE IN OAK, BLACK OAK OR WALNUT

Tinker

low table



DESIGN: GRUPA, 2021

The **Tinker** low table is designed in line with the details on the metal construction of the armchair from the same collection. It is a system of elegant low tables of different heights that can be used individually or in a group, complementing each other. When clustered, Tinker low tables can be applied in multiple and diverse ways in a variety of interiors. Tinker low tables are constructed from various table tops available in smoked glass and solid wood laid on a metal structure.

TABLE TOP solid wood + oil, lacquer or black lacquer / smoked glass

BASE metal rod \varnothing 1/2" (14 mm) + powder coating BLACK

MANDATORY TO SPECIFY

- dimensions of the low table
- table top i.e. OAK nature



LOW TABLES

	OAK	WALNUT	GLASS
19 3/4" x 19 3/4", h 17 1/4" 50 x 50, h 44 cm	1.111	1.175	943
Ø 19 3/4", h 17 1/4" Ø 50, h 44 cm	1.111	1.175	814
27 3/4" x 27 3/4", h 14 3/4" 70 x 70, h 37 cm	1.266	1.414	1.240
Ø 27 3/4", h 14 3/4" Ø 70, h 37 cm	1.266	1.414	1.085
35 3/4" x 23 3/4", h 14 3/4" 90 x 60, h 37 cm	1.330	1.518	1.317
35 3/4" x 35 3/4", h 11 3/4" 90 x 90, h 30 cm	1.434	1.647	1.589
Ø 35 3/4", h 11 3/4" Ø 90, h 30 cm	1.434	1.647	1.421
47 1/4" x 47 1/4", h 11 3/4" 120 x 120, h 30 cm	1.950	2.422	2.273
Ø 47 1/4", h 11 3/4" Ø 120, h 30 cm	1.950	2.422	2.105

w - width / d - depth / h - height

All prices are in USD

NOTE

- BASE IS AVAILABLE ONLY IN BLACK POWDER COATED FINISH
- SOLID WOOD TABLE TOPS ARE NOT AVAILABLE IN OTHER COLOUR LACQUERS
- WE RECOMMEND USING LACQUERED WOOD FINISH FOR AN EASIER MAINTENANCE

Toggle

easy chairs



DESIGN: NUMEN/FOR USE, 2020

Toggle is an unpretentious armchair of small dimensions whose character entirely rests on the star-shaped composition of its profile. The three basic radial triangles of its structure extend into its front legs and the armrest, providing an aesthetic and static balance to the chair. The removable cushions attach to the wooden base with strip-shaped gussets connected by a cylindrical plug, the Toggle. Depending on the treatment of the wood and the selection between the wooden or steel front legs, the armchair changes its appearance, adapting to its surroundings and purpose.

SEAT & BACKREST	HR foam, polyester wadding
BASE	solid wood oak + oil or lacquer / metal tube \varnothing 1/2" (12 mm) + powder coating

ARMRESTS	solid wood oak + oil or lacquer
UPHOLSTERY	fabric / leather

MANDATORY TO SPECIFY

- **type of the chair** i.e. *easy chair with wooden frame*
- **metal finishing** i.e. *BLACK*
- **wood finishing** i.e. *OAK nature LACQUER*
- **upholstery** i.e. *166 HALLINGDAL 65 500*



EASY CHAIR WITH WOODEN FRAME

w 25 3/4" x d 30" x h 29 3/4"
w 65 x d 76 x h 75 cm



OAK

SITTING HEIGHT 15 3/4" (40 cm)

COF	COL	100	200	300	400	500	600	700	60	80
1.745	1.820	-	1.745	1.820	1.904	1.988	2.071	2.155	2.099	2.285

EASY CHAIR WITH METAL FRAME

w 27 1/4" x d 30" x h 29 3/4"
w 69 x d 76 x h 75 cm



OAK

COF	COL	100	200	300	400	500	600	700	60	80
1.826	1.901	-	1.826	1.901	1.985	2.068	2.152	2.236	2.180	2.366

w - width / d - depth / h - height

All prices are in USD

NOTE

- THE BACKREST CUSHION IS IN THE SAME MATERIAL AS THE MIDDLE SUPPORT, THE HEADREST CUSHION IS MADE FROM THE SAME MATERIAL AS THE BACKREST
- WE RECOMMEND USING LACQUERED WOOD FINISH FOR AN EASIER MAINTENANCE

Trifidæ

armchairs & pouf



DESIGN: NUMEN/FOR USE, 2017

Trifidæ are a family of seats consisting of different armchairs - the easy chair, conference chair, armchair and the enclosing lounge chair share the same triangulated form with the focal point in the central part, embracing the user's lumbar area and functioning as an armrest. Application of the enclosing backrest provides an introverted, expressive chair, protecting its user from surrounding, while the use of the slim, high backrest ends up in an open, extrovert personality and usage of the chair.

STRUCTURE moulded foam, metal frame

UPHOLSTERY fabric / leather

BASE polished or powder coated metal / powder coated metal with high quality oil solid wood or lacquered solid wood

MANDATORY TO SPECIFY

- **type of the armchair** *i.e. lounge chair wooden base*
- **metal finishing** *i.e. BLACK*
- **wood finishing, when specified** *i.e. OAK nature LACQUER*
- **upholstery first colour (seat), second colour (lower back support), third colour (backrest)** *i.e. 123 / 116 / 136 HALLINGAL 65 300*



SITTING HEIGHT 15" (38 cm)

LOUNGE CHAIRw 32¾" × d 35¾" × h 44¾"
w 83 × d 90 × h 113 cm

COF	COL	100	200	300	400	500	600	700	60	80
3.177	3.403	-	3.177	3.403	3.654	3.905	4.156	4.407	5.361	6.365

TRIFIDÆ LOUNGE CHAIR IS AVAILABLE IN ONE OR THREE COLOURS BUT IN THE SAME TYPE OF FABRIC

LOUNGE CHAIR**WOODEN BASE**w 32¾" × d 35¾" × h 44¾"
w 83 × d 90 × h 113 cm

COF	COL	100	200	300	400	500	600	700	60	80
3.367	3.593	-	3.367	3.593	3.844	4.095	4.346	4.597	5.552	6.556

TRIFIDÆ LOUNGE CHAIR IS AVAILABLE IN ONE OR THREE COLOURS BUT IN THE SAME TYPE OF FABRIC

w - width / d - depth / h - height

All prices are in USD

NOTE

- THE BACKREST CUSHION IS IN THE SAME MATERIAL AS THE MIDDLE SUPPORT, THE HEADREST CUSHION IS MADE FROM THE SAME MATERIAL AS THE BACKREST
- FOR WOODEN BASES WE RECOMMEND USING LACQUERED WOOD FINISH FOR AN EASIER MAINTENANCE



Trifidae

armchairs & pouf



MANDATORY TO SPECIFY

- **type of the armchair** *i.e. lounge chair wooden base*
- **metal finishing** *i.e. BLACK*
- **wood finishing, when specified** *i.e. OAK nature LACQUER*
- **upholstery first colour (seat), second colour (lower back support), third colour (backrest)** *i.e. 123 / 116 / 136 HALLINGAL 65 300*



SITTING HEIGHT 15" (38 cm)

ARMCHAIR

w 32¾" × d 34¼" × h 39"
w 83 × d 87 × h 99 cm



COF	COL	100	200	300	400	500	600	700	60	80
2.902	3.069	-	2.902	3.069	3.254	3.439	3.624	3.809	4.526	5.266

TRIFIDAE ARMCHAIR IS AVAILABLE IN ONE OR THREE COLOURS BUT IN THE SAME TYPE OF FABRIC

ARMCHAIR

WOODEN BASE

w 32¾" × d 34¼" × h 39"
w 83 × d 87 × h 99 cm



COF	COL	100	200	300	400	500	600	700	60	80
3.162	3.329	-	3.162	3.329	3.514	3.699	3.884	4.069	4.785	5.526

TRIFIDAE ARMCHAIR IS AVAILABLE IN ONE OR THREE COLOURS BUT IN THE SAME TYPE OF FABRIC

POUF

w 27¼" × d 27¼" × h 15¾"
w 69 × d 69 × h 40 cm



COF	COL	100	200	300	400	500	600	700	60	80
1.619	1.672	-	1.619	1.672	1.732	1.792	1.851	1.911	2.171	2.410

w - width / d - depth / h - height

All prices are in USD

NOTE

- BACKREST CUSHION IS IN THE SAME MATERIAL AS MIDDLE SUPPORT, HEADREST CUSHION IS IN THE SAME MATERIAL AS BACKREST
- POUF COMES ONLY WITH METAL BASE
- POUF IS MADE FROM HR FOAM, NOT MOULDED FOAM
- FOR WOODEN BASES WE RECOMMEND USING LACQUERED WOOD FINISH FOR AN EASIER MAINTENANCE

Trifidæ

easy chair & conference chair



DESIGN: NUMEN/FOR USE, 2017 (CONFERENCE CHAIR 2020)

Trifidæ are a family of seats consisting of different armchairs - the easy chair, conference chair, armchair and the enclosing lounge chair share the same triangulated form with the focal point in the central part, embracing the user's lumbar area and functioning as an armrest. Application of the enclosing backrest provides an introverted, expressive chair, protecting its user from surrounding, while the use of the slim, high backrest ends up in an open, extrovert personality and usage of the chair.

STRUCTURE	moulded foam, metal frame
UPHOLSTERY	fabric
BASE	metal + polish or powder coating

MANDATORY TO SPECIFY

- **type of the chair** *i.e. easy chair*
- **metal finishing** *i.e. BLACK*
- **wood finishing, when specified** *i.e. OAK nature LACQUER*
- **upholstery first colour (seat), second colour (lower back support), third colour (backrest)** *i.e. 123 / 116 / 136 HALLINGAL 65 300*



SITTING HEIGHT: EASY CHAIR 38 cm, CONFERENCE CHAIR 45 cm

EASY CHAIR

w 27¾" × d 26¾" × h 30¾"
w 70 × d 68 × h 78 cm



COF	COL	100	200	300	400	500	600	700	60	80
2.209	-	-	2.209	2.318	2.440	2.562	2.683	2.805	-	-

TRIFIDAE EASY CHAIR IS AVAILABLE IN ONE OR THREE COLOURS BUT IN THE SAME TYPE OF FABRIC

CONFERENCE CHAIR

w 27¾" × d 25¼" × h 35"
w 70 × d 64 × h 89 cm



COF	COL	100	200	300	400	500	600	700	60	80
2.209	-	-	2.209	2.318	2.440	2.562	2.683	2.805	-	-

TRIFIDAE CONFERENCE CHAIR IS AVAILABLE IN ONE OR THREE COLOURS BUT IN THE SAME TYPE OF FABRIC

w - width / d - depth / h - height

All prices are in USD

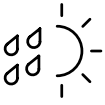
NOTE

- EASY CHAIR AND CHAIR COME ONLY WITH METAL BASE

Trifidae

tables & low tables

INDOOR & OUTDOOR



DESIGN: NUMEN/FOR USE, 2018

Table series is developed from **Trifidae** base characterized by the transformation of transaction of the prongs, starting from vertical rectangle at the center gradually turning into the horizontal one at its end. Various sizes and heights of the plates provide a wide range of functions and appearances. The base is made from cast aluminum and the table tops are produced from solid wood, lacquered MDF or HPL, suitable for the outdoor use.

TABLE TOP	solid wood + oil or lacquer / MDF + FENIX NTM / outdoor HPL
-----------	---

BASE	metal + powder coating
------	------------------------

MANDATORY TO SPECIFY

- dimensions of the table
- metal finishing *i.e.* BLACK
- table top *i.e.* OAK nature

LOW TABLES



TABLES

h 28 3/4" (73 cm)



BAR TABLES

h 41 1/4" (105 cm)



w - width / d - depth / h - height

	OAK / ASH	WALNUT	FENIX	OUTDOOR HPL
27 3/4" x 27 3/4", Ø 27 3/4", h 15 3/4" 70 x 70, Ø 70, h 40	1.398	1.578	1.108	1.597
35 3/4" x 35 3/4", Ø 35 3/4", h 13 3/4" 90 x 90, Ø 90, h 34	1.593	1.870	1.177	2.052
43 1/4" x 43 1/4", Ø 43 1/4", h 11" 110 x 110, Ø 110, h 28	1.861	2.310	1.497	2.547

	OAK / ASH	WALNUT	FENIX	OUTDOOR HPL
27 3/4" x 27 3/4", Ø 27 3/4" 70 x 70, Ø 70	1.379	1.546	1.109	1.563
31 3/4" x 31 3/4", Ø 31 3/4" 80 x 80, Ø 80	1.467	1.685	1.179	1.710
35 3/4" x 35 3/4", Ø 35 3/4" 90 x 90, Ø 90	1.566	1.842	1.360	1.995
43 1/4" x 43 1/4", Ø 43 1/4" 110 x 110, Ø 110	1.821	2.236	1.483	2.462
51 1/4" x 51 1/4", Ø 51 1/4" Ø 130	2.112	2.695	1.703	3.031

	OAK / ASH	WALNUT	FENIX	OUTDOOR HPL
51 1/4" x 51 1/4" 60 x 60	1.225	1.346	997	1.331
27 3/4" x 27 3/4", Ø 27 3/4" 70 x 70, Ø 70	1.336	1.495	1.115	1.515

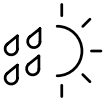
All prices are in USD

NOTE

- SOLID WOOD TABLE TOPS ARE NOT AVAILABLE IN BLACK OR OTHER COLOUR LACQUERS
- TABLES AND LOW TABLES WITH TOP PLATES Ø110 AND BIGGER, HAVE A BIGGER BASE
- FOR SOLID WOOD TABLE TOPS, WE RECOMMEND USING LACQUERED WOOD FINISH FOR AN EASIER MAINTENANCE

Umomoku

INDOOR & OUTDOOR



DESIGN: 3LHD, 2018

Umomoku is an unobtrusive and simply designed line of comfortable outdoor furniture intended for lounging. The furniture construction consists of broad and narrow wooden slats of a square cross section that create a recognizable graphism in the design. Rich, sumptuous cushions create the visual identity of the entire collection. Modular nature of the Umomoku collection allows the users to combine multiple elements according to their needs, but also their individual use, both in the exterior and interior. It consists of an armchair, sofa, low table, bench, sunlounger and a tray.

STRUCTURE	solid wood + oil or lacquer / outdoor oil
CUSHIONS	fabric / waterproof fabric (removable)

MANDATORY TO SPECIFY

- wood finishing *i.e.* TEAK
- upholstery *i.e.* 170 PATIO 300



ARMCHAIR

w 35 3/4" x d 27 3/4" x h 24 3/4"
w 90 x d 70 x h 63 cm



ARMCHAIR CUSHION

INDOOR & OUTDOOR

2SEATER

w 70 3/4" x d 27 3/4" x h 24 3/4"
w 180 x d 70 x h 63 cm



2SEATER CUSHION

INDOOR & OUTDOOR

SITTING HEIGHT 11 3/4" (30 cm) WITHOUT CUSHION, 13 3/4" (35 cm) WITH CUSHION

		OAK ONLY FOR INDOOR USE				TEAK				
		1,522				3,148				

COF	COL	100	200	300	400	500	600	700	60	80
616	756	-	756	937	1.137	1.338	1.538	1.738	2.104	2.752

		OAK ONLY FOR INDOOR USE				TEAK				
		2.292				4.742				

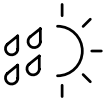
COF	COL	100	200	300	400	500	600	700	60	80
956	1.159	-	1.159	1.420	1.710	1.999	2.289	2.579	3.466	4.548

w - width / d - depth / h - height

All prices are in USD


Umomoku

INDOOR & OUTDOOR



3SEATER

w 102¼" × d 35¾" × h 24¾"
w 260 × d 90 × h 63 cm



3SEATER CUSHION

INDOOR & OUTDOOR

LOW TABLE

w 21¼" × d 21¼" × h 11¾"
w 54 × d 54 × h 30 cm

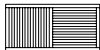


LOW TABLE CUSHION / POUF

INDOOR & OUTDOOR

BENCH

w 70¾" × d 21¼" × h 11¾"
w 108 × d 54 × h 30 cm



SUNLOUNGER

w 82¾" × d 36¼" × h 25¼"
w 210 × d 92 × h 64 cm



SUNLOUNGER CUSHION

METAL TRAY

w 6¾" × d 13¾" × h 1¾"
w 17 × d 35 × h 4,5 cm

w - width / d - depth / h - height

OAK

ONLY FOR INDOOR USE

3.136

TEAK

7.481

COF	COL	100	200	300	400	500	600	700	60	80
1.818	2.121	-	2.121	2.510	2.943	3.376	3.809	4.242	5.500	7.111

OAK

ONLY FOR INDOOR USE

713

TEAK

1.344

COF	COL	100	200	300	400	500	600	700	60	80
232	264	-	264	305	351	397	443	489	578	733

OAK

ONLY FOR INDOOR USE

850

TEAK

1.843

TEAK

7.624

200	300	400	500	600	700
1.013	1.166	1.335	1.504	1.673	1.842

LOUNGER IS AVAILABLE ONLY IN OUTDOOR VERSION

200

METAL TRAY CAN BE USED WITH LOW TABLE, BENCH AND SUNLOUNGER

All prices are in USD

NOTE

- PRODUCTS IN OAK ARE ONLY FOR INDOOR USE; THEY ARE AVAILABLE IN OIL AND LACQUER; THEY ARE NOT AVAILABLE IN OTHER COLOUR LACQUERS; WE RECCOMEND USING LACQUER FOR EASIER MAINTENANCE

Up-lift

sofa bed



DESIGN: NEISAKO, 2013

Up-lift represents innovation in the segment of the armchair typology with an integrated bed. Its shape allows for transformation through the simple lift (UP) of the back rest, which automatically lifts (LIFT) the bottom part of the bed, while maintaining an optimal height. Its form consists of the two volumes, which by the eccentric principle rotate around each other, thus forming a harmonious unit in both positions. The armrest is rounded as it took over the function of the wheel, and the backrest is tilted and rounded to minimise the necessary volume. Up-lift has a distinctive character due to its roundness.

STRUCTURE	solid wood, plywood	BASE & WHEEL	PVC / PVC + high resistant rubber
SUSPENSION	elastic webbing	UPHOLSTERY	fabric
SEAT & BACKREST	HR foam, polyester wadding		

MANDATORY TO SPECIFY

– upholstery i.e. 166 HALLINGDAL 65 500



ARMCHAIR

w 31¾" × d 47¼" × h 30"
w 80 × d 120 × h 76 cm



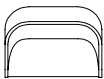
1,5SEATER SOFA

w 55" × d 47¼" × h 30"
w 140 × d 120 × h 76 cm



2SEATER SOFA

w 63" × d 47¼" × h 30"
w 160 × d 120 × h 76 cm



SITTING HEIGHT 41 cm, SITTING DEPTH 62 cm

COF	COL	100	200	300	400	500	600	700	60	80
2.769	-	-	3.015	3.331	3.681	4.032	4.383	4.734	-	-

COF	COL	100	200	300	400	500	600	700	60	80
3.753	-	-	4.093	4.531	5.017	5.503	5.989	6.475	-	-

COF	COL	100	200	300	400	500	600	700	60	80
3.959	-	-	4.330	4.807	5.337	5.866	6.396	6.926	-	-

w - width / d - depth / h - height

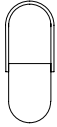
All prices are in USD

Up-lift

sofa bed

ARMCHAIR

w 31³/₄" × d 78³/₄" × h 16¹/₄"
w 80 × d 200 × h 41 cm



MATTRESS 27¹/₄" × 76³/₄" (70 × 195 cm)

1,5SEATER SOFA

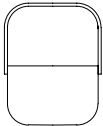
w 55" × d 78³/₄" × h 16¹/₄"
w 140 × d 200 × h 41 cm



MATTRESS 51¹/₄" × 76³/₄" (130 × 195 cm)

2SEATER SOFA

w 63" × d 78³/₄" × h 16¹/₄"
w 160 × d 200 × h 41 cm




MATTRESS 59" × 76³/₄" (150 × 195 cm)

w - width / d - depth / h - height

Perspa 1

low floor carpet











DESIGN: NUMEN/FOR USE, 2021

The design of the **Perspa** carpet is based on the graphics of perspective interior lines. In this way, the carpet permeates the space, making the ambience seem softer with its flair.

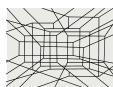
MATERIAL	handtufted, 100% New Zealand wool
PILE WEIGHT	3 290 g/m ²
TOTAL WEIGHT	4 400 g/m ²
PILE HEIGHT	¾" (16 mm)
FLAMMABILITY CLASS	HRN EN 13 501-1

MANDATORY TO SPECIFY

- **dimensions** i.e. 70¾" × 94¾" (180 × 240)
- **colour of the base/colour of the lines** i.e. F248/F303
- **specify** i.e. Perspa 1

					
FU/12	F 306	F6/97	F3/99	F 1	F 232
					
F 254	F 248	F 252			

70¾" × 94¾"
180 × 240



3,302

78¾" × 118"
200 × 300



4,585

CUSTOM MADE
m²


764

w - width / d - depth / h - height

All prices are in USD

Perspa 2

high floor carpet



DESIGN: NUMEN/FOR USE, 2021

The design of the **Perspa** carpet is based on the graphics of perspective interior lines. In this way, the carpet permeates the space, making the ambience seem softer with its flair.

MATERIAL handtufted, 100% New Zealand wool

PILE WEIGHT 3 600 g/ m²

TOTAL WEIGHT 5 100 g/ m²

PILE HEIGHT 1¼" (35 mm)

FLAMMABILITY CLASS HRN EN 13 501-1

MANDATORY TO SPECIFY


- **dimensions** i.e. 70¾" × 94¾" (180 × 240)
- **colour of the base/colour of the lines** i.e. F248/F303
- **specify** i.e. Perspa 2




FU/12



F 306




F6/97



F3/99



F 1



F 232



F 254



F 248



F 252

70¾" × 94¾"
180 × 240



3.626

78¾" × 118"
200 × 300



5.037

CUSTOM MADE
m²

840

w - width / d - depth / h - height

All prices are in USD

Oiled surfaces recovery set

maintenace kit



The **oiled surfaces recovery set** is used for maintenance of solid wood indoor oiled surfaces.

Contains:

- 1 × neutral detergent
- 1 × surface restoration oil
- 1 × abrasive sponge
- 1 × sanding pad for fine sanding
- 2 × sponge
- 1 × large cotton cloth
- 1 × small cotton cloth

**OILED SURFACES
RECOVERY SET**

188

BEFORE USING THE SET FOR RECOVERING OILY SURFACES, READ THE INSTRUCTIONS FOR USE CAREFULLY

All prices are in USD

Super matte surface care kit

maintenace kit



Super matte surface care kit is used for maintenance of Fenix surfaces.

- Contains:
- 1 × super matte surface cleaner
 - 2 × magic erasers
 - 1 × microfibre cloth
 - 1 × instruction leaflet

**SUPER MATTE SURFACE
CARE KIT**

72

BEFORE USING THE SUPER MATTE SURFACE CARE SET FOR RECOVERING OILY SURFACES, READ THE INSTRUCTIONS FOR USE CAREFULLY

All prices are in USD

V bags

accessories



MADE FROM
RECYCLED
MATERIALS



The **V bag** is born of our idea that we need a beautiful, functional product, with a strong emotional impact, made exclusively from the material left unused in production, due to the inherent impossibility of fully utilising the fabric during tailoring process.

The design of the V bag is very minimalist and mostly dominated by durable fabrics characteristic for special and attractive weaving structures and patterns and tactile experience. Taking into account that we are using leftover textiles from Prostoria's collections procured from the best manufacturers of furniture fabrics, we will keep continuously producing limited editions of the V bag in various fabrics. The V bag is a universal fashion accessory that fits all occasions - it can be used as a day bag, or a bag for groceries, training or beach, or wrapped around the body.

V BAG



172

MINIMUM ORDER 5 PCS


All prices are in USD

NOTES

- V BAGS CAN ONLY BE ORDERED IN PACKAGES OF 5 ITEMS EACH. YOU CAN CHOOSE YOUR PACKAGE BASED ON AN ACHROMATIC, WARM OR COLD COLOR PALETTE, AS SHOWN IN ILLUSTRATIONS BELOW:



ACHROMATIC PALETTE



WARM PALETTE







COLD PALETTE

THESE ILLUSTRATIONS DON'T SHOW THE EXACT FABRICS, THEY ARE AN INDICATION OF COLOUR PALETTES

- SINCE V BAGS ARE MADE OF RECYCLED LEFTOVER MATERIAL FROM FACTORY'S MAIN PRODUCTION LINE, THE FABRICS CANNOT BE CHOSEN FOR ANY SPECIFIC ORDER

Decorative cushions

CUSHIONS LUX FILLING: FEATHER		COF	COL	100	200	300	400	500	600	700	60	80
CUSHION 13 ³ / ₄ " × 23 ³ / ₄ " (35 × 60)		162	186	-	162	186	212	239	265	291	390	495
CUSHION 17 ³ / ₄ " × 17 ³ / ₄ " (45 × 45)		169	198	-	169	198	230	261	293	325	388	494
CUSHION 21 ³ / ₄ " × 21 ³ / ₄ " (55 × 55)		194	227	-	194	227	264	301	338	375	483	620
CUSHIONS OUTDOOR FILLING: POLYESTER				200	300	400	500	600	700			
CUSHION 13 ³ / ₄ " × 23 ³ / ₄ " (35 × 60)				179	202	229	255	282	308			
CUSHION 17 ³ / ₄ " × 17 ³ / ₄ " (45 × 45)				189	217	249	280	312	344			
CUSHION 21 ³ / ₄ " × 21 ³ / ₄ " (55 × 55)				213	246	283	320	357	394			
CUSHION 13 ³ / ₄ " × 19 ³ / ₄ " (30 × 50 +)				249	288	331	374	417	460			
CUSHION 17 ³ / ₄ " × 25 ³ / ₄ " (45 × 65 +)				321	368	420	472	524	576			
CUSHION Ø 6" × 29 ³ / ₄ " (Ø 15 × 75)				250	282	318	354	391	427			
CUSHIONS FILLING: POLYESTER		COF	COL	100	200	300	400	500	600	700	60	80
CUSHION 13 ³ / ₄ " × 23 ³ / ₄ " (35 × 60)		141	165	-	141	165	191	218	244	271	369	475
CUSHION 17 ³ / ₄ " × 17 ³ / ₄ " (45 × 45)		149	178	-	149	178	209	241	273	304	368	474
CUSHION 21 ³ / ₄ " × 21 ³ / ₄ " (55 × 55)		165	198	-	165	198	235	272	309	346	454	591
CUSHIONS LUX FILLING: FEATHER ECHO		COF	COL	100	200	300	400	500	600	700	60	80
CUSHION 17 ³ / ₄ " × 17 ³ / ₄ " (45 × 45)		-	-	-	149	177	208	240	271	302	364	468
CUSHION 21 ³ / ₄ " × 21 ³ / ₄ " (55 × 55)		-	-	-	170	203	240	276	313	350	455	591
CUSHIONS LUX FILLING: FEATHER FOR COMBINE AND CONVERT		COF	COL	100	200	300	400	500	600	700	60	80
CUSHION 13 ³ / ₄ " × 19 ³ / ₄ " (30 × 50) 		211	244	-	211	244	280	316	352	389	495	629
CUSHION 13 ³ / ₄ " × 19 ³ / ₄ " (30 × 50 +) 		226	261	-	226	261	301	340	379	418	505	639
CUSHION 17 ³ / ₄ " × 25 ³ / ₄ " (45 × 65 +) 		291	334	-	291	334	382	429	477	524	626	788
CUSHION Ø 6" × 29 ³ / ₄ " (Ø 15 × 75) 		227	256	-	227	256	289	322	355	388	411	499
CUSHIONS LUX FILLING: FEATHER FOR IMPRESSION		COF	COL	100	200	300	400	500	600	700	60	80
CUSHION 23 ³ / ₄ " × 16 ³ / ₄ " (60 × 42 *)		299	-	-	299	339	384	429	474	519	-	-
CUSHION 29 ³ / ₄ " × 17 ³ / ₄ " (75 × 45 *)		333	-	-	333	380	433	485	538	591	-	-

All prices are in USD

Decorative fabrics

	100	200	300	400	500	600	700
PRICE PER LINEAR METER	-	129	197	273	349	425	501

All prices are in USD

Decorative covers

NAME	100	200	300	400	500	600	700
ABSENT corner S LOW	-	736	970	1.231	1.492	1.752	2.013
ABSENT corner M LOW	-	783	1.043	1.332	1.620	1.909	2.197
ABSENT pouf	-	312	381	458	534	611	688
ABSENT seat S backrest HIGH	-	673	857	1.062	1.267	1.472	1.676
ABSENT seat S backrest LOW	-	645	815	1.003	1.192	1.380	1.569
ABSENT seat M backrest HIGH	-	681	869	1.079	1.288	1.498	1.707
ABSENT seat M backrest LOW	-	653	827	1.020	1.213	1.406	1.600
ABSENT seat L backrest HIGH	-	728	942	1.179	1.417	1.654	1.891
ABSENT seat L backrest LOW	-	700	899	1.121	1.342	1.563	1.784
BAVUL element 1	-	394	477	569	661	753	845
BAVUL element 2	-	475	574	684	793	903	1.012
BAVUL element 3	-	475	574	684	793	903	1.012
CLASSIC 32¾" (83) 1seater	-	645	829	1.033	1.237	1.441	1.646
CLASSIC 32¾" (83) 1seater extended	-	806	1.019	1.255	1.491	1.727	1.964
CLASSIC 32¾" (83) 1seater + armrest	-	796	1.025	1.278	1.532	1.785	2.038
CLASSIC 32¾" (83) corner extended	-	1.114	1.479	1.886	2.292	2.698	3.104
CLASSIC 32¾" (83) chaise longue	-	1.012	1.266	1.549	1.832	2.115	2.398
CLASSIC 40¾" (103) 1seater	-	674	874	1.095	1.316	1.538	1.759
CLASSIC 40¾" (103) 1seater extended	-	887	1.137	1.415	1.693	1.971	2.249
CLASSIC 40¾" (103) 1seater + armrest	-	861	1.117	1.403	1.688	1.974	2.259
CLASSIC 40¾" (103) corner extended	-	1.174	1.566	2.002	2.437	2.873	3.308
CLASSIC 40¾" (103) chaise longue	-	1.087	1.381	1.709	2.036	2.363	2.691
CLASSIC corner	-	816	1.060	1.330	1.601	1.872	2.142
CLASSIC armchair	-	816	1.028	1.265	1.501	1.737	1.973
CLASSIC pouf	-	568	701	849	996	1.144	1.292
CLASSIC 2seater	-	1.231	1.561	1.928	2.295	2.661	3.028
CLASSIC 2,5seater	-	1.393	1.783	2.216	2.649	3.082	3.515
CLASSIC 3seater	-	1.556	2.001	2.495	2.990	3.485	3.979
CLOUD 40¾" (103) 1seater	-	552	700	864	1.029	1.193	1.357
CLOUD 40¾" (103) 1seater extended	-	704	886	1.089	1.292	1.495	1.698
CLOUD 40¾" (103) 1seater + armrest	-	730	936	1.166	1.395	1.625	1.854
CLOUD 40¾" (103) 1seater + armrest LOW	-	697	886	1.096	1.306	1.516	1.727
CLOUD 40¾" (103) island	-	430	558	700	843	985	1.128
CLOUD 40¾" (103) chaise longue 207	-	946	1.226	1.538	1.849	2.161	2.472
CLOUD 40¾" (103) chaise longue 207 LOW	-	905	1.163	1.451	1.738	2.025	2.313
CLOUD 140¾" (103) chaise longue	-	915	1.170	1.452	1.735	2.017	2.300
CLOUD 40¾" (103) chaise longue LOW	-	891	1.132	1.400	1.668	1.936	2.204
CLOUD 47¾" (120) 1seater extended	-	756	956	1.178	1.400	1.622	1.844
CLOUD corner	-	582	741	917	1.094	1.270	1.446
CLOUD corner asymmetric	-	727	912	1.117	1.322	1.528	1.733
CLOUD armchair	-	831	1.066	1.326	1.587	1.848	2.109
CLOUD armchair LOW	-	749	940	1.153	1.365	1.578	1.790
CLOUD pouf 40¾" × 32¾" (103 × 83)	-	364	457	561	665	769	873
CLOUD pouf 44" × 44" (112 × 112)	-	446	583	735	887	1.040	1.192
COMBINE 2seater	-	863	1.114	1.393	1.672	1.951	2.230
COMBINE 2,5seater	-	958	1.237	1.546	1.856	2.165	2.475
COMBINE 3seater	-	1.045	1.351	1.691	2.031	2.371	2.711

Decorative covers

NAME	100	200	300	400	500	600	700
COMBINE chaise longue 69¾" (177)	-	820	1.039	1.283	1.526	1.770	2.013
COMBINE chaise longue 81¾" (207)	-	889	1.145	1.429	1.713	1.997	2.281
COMBINE chaise longue 94¾" (240)	-	967	1.255	1.574	1.894	2.214	2.533
COMBINE chaise longue open end 94¾" (186)	-	820	1.039	1.283	1.526	1.770	2.013
COMBINE end unit 61¾" (156)	-	807	1.028	1.275	1.521	1.767	2.013
COMBINE end unit 73¾" (186)	-	846	1.088	1.357	1.626	1.895	2.164
COMBINE end unit 86¾" (219)	-	975	1.277	1.612	1.946	2.281	2.616
CONVERT composition 01	-	556	693	846	999	1.151	1.304
CONVERT composition 02	-	761	966	1.194	1.422	1.649	1.877
CONVERT composition 03	-	967	1.236	1.534	1.833	2.131	2.429
CONVERT composition 04	-	1.124	1.435	1.780	2.126	2.471	2.817
CONVERT composition 05	-	967	1.236	1.534	1.833	2.131	2.429
CONVERT composition 06	-	281	344	415	485	556	626
CONVERT composition 07	-	729	928	1.149	1.370	1.591	1.812
CONVERT composition 08	-	1.546	1.987	2.478	2.970	3.461	3.952
CONVERT composition 09	-	1.950	2.504	3.120	3.735	4.351	4.966
CONVERT composition 10	-	1.451	1.863	2.322	2.780	3.238	3.696
CONVERT composition 11	-	1.463	1.882	2.347	2.812	3.277	3.742
CONVERT composition 12	-	1.986	2.559	3.196	3.833	4.469	5.106
CONVERT backrest + mechanism	-	373	460	556	652	749	845
CONVERT armrest/backrest	-	298	366	441	516	592	667
CONVERT seat 35¾" × 27¾" (95 × 70)	-	247	298	354	411	467	524
CONVERT seat 35¾" × 35¾" (95 × 95)	-	271	335	405	476	546	617
CONVERT seat 65" × 35¾" (165 × 95)	-	346	439	543	646	750	853
ELEGANCE 2seater	-	1.032	1.287	1.570	1.853	2.136	2.419
ELEGANCE 2seater metal legs	-	1.059	1.327	1.626	1.924	2.223	2.521
ELEGANCE 3seater	-	1.210	1.516	1.856	2.195	2.535	2.874
ELEGANCE 3seater metal legs	-	1.228	1.543	1.893	2.243	2.592	2.942
ELEGANCE 4seater	-	1.366	1.711	2.095	2.478	2.861	3.245
ELEGANCE 4seater metal legs	-	1.397	1.758	2.160	2.561	2.962	3.364
ELEGANCE armchair	-	654	800	962	1.124	1.286	1.448
ELEGANCE armchair metal legs	-	667	820	990	1.160	1.330	1.499
ELEGANCE pouf	-	539	648	768	888	1.009	1.129
ELEGANCE pouf metal legs	-	539	648	768	888	1.009	1.129
FADE 2seater + chaise longue	-	1.385	1.842	2.350	2.857	3.365	3.872
FADE 2,5seater + chaise longue	-	1.459	1.951	2.498	3.044	3.591	4.138
FADE 3seater	-	1.187	1.542	1.938	2.333	2.728	3.124
FADE padded foam	-	151	170	192	214	236	258
IMPRESSION chaise longue 86¾" (190)	-	683	885	1.111	1.336	1.561	1.787
IMPRESSION chaise longue 88¾" (225)	-	744	979	1.240	1.501	1.762	2.023
IMPRESSION end unit 86¾" (190)	-	749	982	1.241	1.499	1.758	2.016
IMPRESSION end unit 88¾" (225)	-	810	1.075	1.370	1.664	1.958	2.253
IMPRESSION armchair	-	497	640	799	959	1.118	1.278
IMPRESSION 2seater	-	715	945	1.201	1.457	1.713	1.969
IMPRESSION 2,5seater	-	806	1.069	1.360	1.652	1.944	2.236
IMPRESSION 3seater	-	867	1.162	1.489	1.817	2.145	2.473
CUSHION 13¾" × 23¾" (35 × 60)	-	92	113	137	160	184	207

Decorative covers

NAME	100	200	300	400	500	600	700
CUSHION 17¾" × 17¾" (45 × 45)	-	100	125	154	182	210	238
CUSHION 21¾" × 21¾" (55 × 55)	-	108	138	170	203	236	269
CUSHION 11¾" × 21¾" (30 × 50)	-	90	107	126	146	165	184
CUSHION * 23¾" × 16¾" (60 × 42)	-	119	152	188	224	260	297
CUSHION ø 6" × 29¾" (ø 15 × 75)	-	101	124	149	175	201	226
CUSHION + 11¾" × 21¾" (30 × 50)	-	108	135	165	195	225	254
CUSHION + 17¾" × 25¾" (45 × 65)	-	119	152	188	224	260	297
CUSHION + 29¾" × 17¾" (75 × 45)	-	130	168	211	254	296	339
KLASTER backrest M low	-	397	484	580	676	773	869
KLASTER seat M 51¼" (130)	-	519	649	793	937	1.082	1.226
KLASTER 3seater	-	1.116	1.410	1.737	2.064	2.391	2.719
KLASTER backrest L low	-	434	529	635	740	846	952
KLASTER backrest L high	-	453	549	654	760	866	972
KLASTER backrest M high	-	417	504	600	696	792	889
KLASTER backrest S low	-	333	407	489	571	652	734
KLASTER backrest S high	-	410	514	630	745	861	976
KLASTER backrest XL low	-	630	803	996	1.188	1.381	1.573
KLASTER backrest XL high	-	650	823	1.015	1.208	1.400	1.593
KLASTER chaise longue 38¾" (98)	-	952	1.256	1.592	1.929	2.266	2.602
KLASTER chaise longue 51¼" (130)	-	974	1.277	1.614	1.951	2.287	2.624
KLASTER seat M 25¾" (65)	-	479	609	753	898	1.042	1.186
KLASTER seat M 38¾" (98)	-	499	629	773	917	1.062	1.206
KLASTER seat S 25¾" (65)	-	342	420	506	593	679	766
KLASTER seat S 38¾" (98)	-	443	564	699	834	968	1.103
KLASTER seat S 51¼" (130)	-	479	609	753	898	1.042	1.186
KLASTER seat XL 25¾" (65)	-	558	688	832	977	1.121	1.265
MATCH L 32¾" (83) 1seater	-	516	628	751	875	999	1.123
MATCH L 32¾" (83) 1seater extended	-	647	785	938	1.091	1.244	1.397
MATCH L 32¾" (83) 1seater + armrest	-	749	902	1.072	1.242	1.412	1.582
MATCH L 32¾" (83) 2seater	-	936	1.155	1.397	1.640	1.883	2.126
MATCH L 32¾" (83) 2seater + armrest	-	1.169	1.429	1.718	2.007	2.296	2.584
MATCH L 32¾" (83) corner extended	-	957	1.210	1.492	1.774	2.055	2.337
MATCH L 32¾" (83) island	-	403	488	583	678	772	867
MATCH L 32¾" (83) chaise longue long	-	913	1.134	1.379	1.624	1.869	2.115
MATCH L 32¾" (83) chaise longue	-	844	1.043	1.264	1.485	1.706	1.927
MATCH L 40¾" (103) 1seater	-	528	646	778	909	1.040	1.171
MATCH L 40¾" (103) 1seater extended	-	685	838	1.008	1.178	1.348	1.518
MATCH L 40¾" (103) 1seater + armrest	-	802	984	1.185	1.387	1.588	1.790
MATCH L 40¾" (103) 2seater	-	936	1.155	1.397	1.640	1.883	2.126
MATCH L 40¾" (103) 2seater + armrest	-	1.177	1.441	1.735	2.029	2.323	2.616
MATCH L 40¾" (103) corner extended	-	1.035	1.282	1.556	1.831	2.105	2.379
MATCH L 40¾" (103) island	-	465	583	714	845	976	1.107
MATCH L 40¾" (103) chaise longue long	-	967	1.212	1.484	1.756	2.028	2.300
MATCH L 40¾" (103) chaise longue	-	895	1.116	1.361	1.606	1.851	2.096
MATCH L 47¾" (120) 1seater extended	-	731	908	1.104	1.301	1.498	1.694
MATCH L corner	-	608	735	876	1.017	1.158	1.299
MATCH L corner asymmetric	-	776	929	1.099	1.269	1.439	1.609
MATCH armchair	-	937	1.127	1.338	1.549	1.761	1.972

Decorative covers

NAME	100	200	300	400	500	600	700
MATCH L 2seater	-	1.032	1.296	1.590	1.884	2.178	2.471
MATCH L 2,5seater	-	1.182	1.468	1.786	2.104	2.422	2.740
MATCH L 3seater	-	1.237	1.543	1.883	2.223	2.563	2.903
MATCH pouf 39¼" × 39¼" (100 × 100)	-	477	602	740	879	1.017	1.156
MATCH pouf 40¼" × 32¼" (103 × 83)	-	420	514	618	722	827	931
MATCH pouf 47¼" × 47¼" (120 × 120)	-	506	646	802	957	1.112	1.268
MATCH XL 32¼" (83) 1seater	-	524	640	769	898	1.026	1.155
MATCH XL 32¼" (83) 1seater extended	-	665	807	964	1.122	1.280	1.438
MATCH XL 32¼" (83) 1seater + armrest	-	765	927	1.107	1.286	1.466	1.646
MATCH XL 32¼" (83) 2seater	-	953	1.180	1.432	1.685	1.937	2.190
MATCH XL 32¼" (83) 2seater + armrest	-	1.193	1.467	1.770	2.074	2.377	2.681
MATCH XL 32¼" (83) corner extended	-	972	1.239	1.535	1.831	2.128	2.424
MATCH XL 32¼" (83) island	-	420	514	618	722	827	931
MATCH XL 32¼" (83) chaise longue long	-	947	1.181	1.440	1.700	1.960	2.220
MATCH XL 32¼" (83) chaise longue	-	849	1.050	1.273	1.496	1.720	1.943
MATCH XL 40¼" (103) 1seater	-	537	659	795	931	1.067	1.203
MATCH XL 40¼" (103) 1seater extended	-	706	870	1.052	1.234	1.416	1.598
MATCH XL 40¼" (103) 1seater + armrest	-	810	1.000	1.211	1.422	1.634	1.845
MATCH XL 40¼" (103) 2seater	-	953	1.180	1.432	1.685	1.937	2.190
MATCH XL 40¼" (103) 2seater + armrest	-	1.202	1.479	1.788	2.096	2.404	2.713
MATCH XL 40¼" (103) corner extended	-	1.009	1.275	1.572	1.868	2.164	2.460
MATCH XL 40¼" (103) island	-	482	608	749	890	1.031	1.172
MATCH XL 40¼" (103) chaise longue long	-	980	1.231	1.510	1.790	2.069	2.348
MATCH XL 40¼" (103) chaise longue	-	911	1.141	1.396	1.651	1.906	2.161
MATCH XL 47¼" (120) 1seater extended	-	757	938	1.140	1.341	1.543	1.745
MATCH XL corner	-	667	820	990	1.160	1.330	1.500
MATCH XL corner asymmetric	-	809	979	1.169	1.358	1.548	1.737
MATCH XL 2,5seater	-	1.217	1.512	1.839	2.167	2.495	2.823
MATCH XL 3seater	-	1.302	1.627	1.989	2.351	2.712	3.074

All prices are in USD









Protective outdoor covers

COVER DIMENSIONS	USE	PRICE
w 83 $\frac{3}{4}$ " x d 37 $\frac{3}{4}$ " x h 26 $\frac{3}{4}$ " w 213 x d 95 x h 68 cm	3SEATER (CONVERT — COMPOSITION 2) 3SEATER SOFA (JUGO) 2SEATER SOFA (UMOMOKU)	409
w 94 $\frac{3}{4}$ " x d 37 $\frac{3}{4}$ " x h 26 $\frac{3}{4}$ " w 240 x d 95 x h 68 cm	3SEATER SOFA (CONVERT — COMPOSITION 4) 3SEATER SOFA + SIDE TABLE (CONVERT — COMPOSITION 5)	429
w 102 $\frac{1}{4}$ " x d 37 $\frac{3}{4}$ " x h 26 $\frac{3}{4}$ " w 260 x d 90 x h 63 cm	3SEATER (UMOMOKU)	415
w 82 $\frac{3}{4}$ " x d 38 $\frac{3}{4}$ " x h 25 $\frac{1}{4}$ " w 210 x d 98 x h 64 cm	SUNLOUNGER (JUGO & UMOMOKU)	515
w 82 $\frac{3}{4}$ " x d 38 $\frac{3}{4}$ " x h 25 $\frac{1}{4}$ " w 96 x d 78 x h 68 cm	ARMCHAIR (CONVERT — COMPOSITION 1)	316
w 37" x d 35 $\frac{3}{4}$ " x h 28 $\frac{1}{4}$ " w 94 x d 90 x h 72 cm	ARMCHAIR / LOUNGE CHAIR (JUGO) ARMCHAIR (UMOMOKU)	337
w 37 $\frac{3}{4}$ " x d 37 $\frac{3}{4}$ " x h 15 $\frac{3}{4}$ " w 95 x d 95 x h 40 cm	POUF (CONVERT — COMPOSITION 6) LOW TABLE (JUGO)	222
w 28 $\frac{1}{4}$ " x d 28 $\frac{3}{4}$ " x h 35 $\frac{3}{4}$ " w 72 x d 73 x h 91 cm	ALL EASY CHAIRS AND CHAIRS (JUGO, OBLIQUE, OSMO, POLYGON)	362
w 18 $\frac{3}{4}$ " x d 17 $\frac{3}{4}$ " x h 38 $\frac{1}{4}$ " w 47 x d 45 x h 97 cm	BARSTOOL (JUGO)	335
w 31 $\frac{3}{4}$ " x d 44" x h 32 $\frac{3}{4}$ " w 80 x d 112 x h 83 cm	TABLE (JUGO)	389
w 55" x d 47 $\frac{1}{4}$ " x h 32 $\frac{3}{4}$ " w 140 x d 112 x h 83 cm	TABLE (JUGO)	384
w 78 $\frac{3}{4}$ " x d 39 $\frac{1}{4}$ " x h 28 $\frac{3}{4}$ " w 200 x d 100 x h 73 cm	TABLE (STRAIN)	495
w 94 $\frac{3}{4}$ " x d 39 $\frac{1}{4}$ " x h 28 $\frac{3}{4}$ " w 240 x d 100 x h 73 cm	TABLE (STRAIN)	585

w - width / d - depth / h - height

All prices are in USD

Protective outdoor covers

COVER DIMENSIONS	USE	PRICE
w 110¼" × d 39¼" × h 28¾" w 280 × d 100 × h 73 cm	TABLE (STRAIN) 	667
w 51¼" × d 51¼" × h 28¾" w 130 × d 130 × h 73 cm	TABLES (STRAIN, TRIFIDAE) 	373
w 35¾" × d 35¾" × h 28¾" w 90 × d 90 × h 73 cm	TABLE (STRAIN, TRIFIDAE) 	337
w 27¾" × d 27¾" × h 41¼" w 70 × d 70 × h 105 cm	BAR TABLE (TRIFIDAE) 	378
w 33" × d 33" × h 15¾" w 84 × d 84 × h 40 cm	LOW TABLE (POLYGON, UMOMOKU) 	205
w 27¾" × d 27¾" × h 18" w 70 × d 70 × h 46 cm	LOW TABLE (STRAIN) 	200
w 42¾" × d 21¼" × h 11¾" w 108 × d 54 × h 30 cm	BENCH (UMOMOKU) 	174
w 20¾" × d 17¾" × h 15¾" w 53 × d 45 × h 40 cm	SIDE TABLE (JUGO) 	159

w - width / d - depth / h - height

All prices are in USD

Contacts

Prostoria Ltd.

Pustodol Zacrecki 19G
49 223 Sv. Kriz Zacetje
Croatia
T +385 49 200 555
E wholesale@prostoria.eu
monday - friday: 08-16 h

Prostoria Showroom

The Mart, 3rd floor, suite 381

Prostoria Flagship Store Chicago

303 West Illinois Street
60654 Chicago
C +1 917 517 6046
C +1 347 495 9569
usa@prostoria.eu
chicago@prostoria.eu

www.prostoria.eu

COPYRIGHT 2024

The Price List is expressed in USD and is valid as of 06. 01. 2024, until new edition is published.
The manufacturer reserves the right to change the prices.

Prostoria Ltd. is not responsible for errors made in the print. The photos are informative.
Prostoria Ltd. reserves the right to change materials and drawings of the products presented in the pricelist without the prior notice.

Possible texture and colour variations are caused by the printing process.
Possible deviations in dimensions of $\pm 1\frac{1}{4}$ " (3 cm) for sofas and $\pm \frac{3}{4}$ " (1 cm) for tables and products with metal or wooden structure.