

---

# Public Pricelist / USD 2026

VALID FROM FEBRUARY 1<sup>ST</sup> 2026



# Content

---

<b>4</b>	Content by Typology
<b>6</b>	Innovation as Social Responsibility
<b>7</b>	General Terms & Conditions
<b>8</b>	Keep in Mind
<b>9</b>	Materials & Maintenance
<b>16</b>	Home Fabric Chart
<b>19</b>	Contract Fabric Chart
<b>22</b>	Fabrics & Leathers Specifications

## Products:

<b>24</b>	3angle	<b>107</b>	Match XL	<b>197</b>	Trifidae
<b>25</b>	Absent	<b>111</b>	Monk	<b>201</b>	Umomoku
<b>27</b>	Absent XS	<b>118</b>	Oblikant	<b>203</b>	Up-lift
<b>29</b>	Aire	<b>124</b>	Oblique		
<b>39</b>	Avet	<b>131</b>	Omnia	<b>206</b>	Oiled surfaces recovery set
<b>40</b>	Bavul	<b>133</b>	Osmo	<b>207</b>	V bags
<b>41</b>	Bik	<b>135</b>	Pil-low		
<b>42</b>	Buffa	<b>137</b>	Piun	<b>208</b>	Cushions
<b>46</b>	Classic	<b>138</b>	Polygon	<b>209</b>	Decorative fabrics
<b>49</b>	Cloud	<b>139</b>	Rei	<b>210</b>	Covers
<b>52</b>	Combine	<b>144</b>	Revolve	<b>214</b>	Protective outdoor covers
<b>56</b>	Convert	<b>145</b>	Rhomb		
<b>64</b>	Dobra	<b>148</b>	Rostrum		
<b>65</b>	Echo	<b>156</b>	Sabot		
<b>74</b>	Elegance	<b>164</b>	Seam		
<b>77</b>	Fade	<b>166</b>	Segment		
<b>79</b>	Frame Shelves	<b>173</b>	Shtef		
<b>81</b>	Frameless	<b>177</b>	Simetria		
<b>82</b>	Impression	<b>178</b>	Spectrum		
<b>86</b>	Jugo	<b>181</b>	Spectrum System		
<b>89</b>	Klaster	<b>185</b>	Spectrum Highback		
<b>93</b>	Knif	<b>186</b>	Spectrum Low Tables		
<b>100</b>	Kontrapunkt	<b>187</b>	Strain / Unstrain		
<b>101</b>	Layout	<b>194</b>	Tinker		
<b>103</b>	Match L	<b>196</b>	Toggle		

# Content by Typology

## SOFAS



## SOFA BEDS



## ARMCHAIRS



## POUFS




# Content by Typology

## EASY CHAIRS



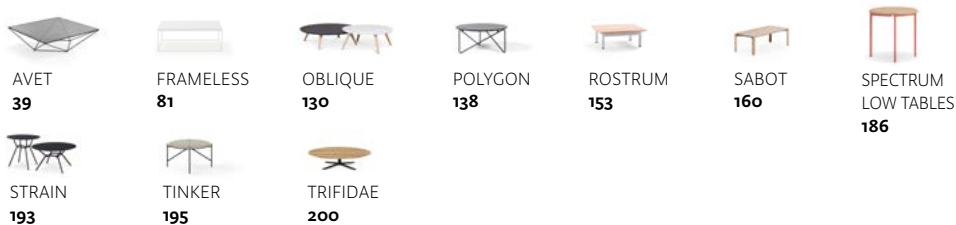
## CHAIRS & BARSTOOLS



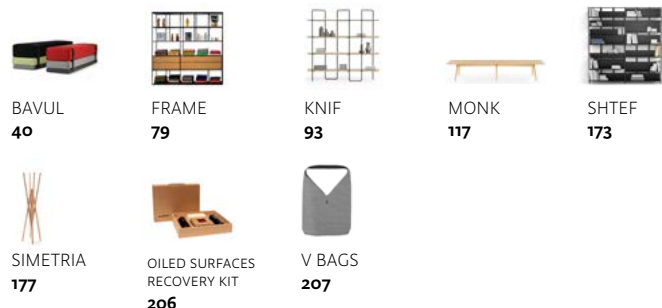
## TABLES



## LOW TABLES



## ACCESSORIES, BENCHES, SHELVES, BAGS & MAINTENANCE KITS



## OUTDOOR



# Prostoria / Innovation as Social Responsibility

MAROJE MRDULJAŠ

---

We tend to perceive furniture as something abstract, created on designers' desks and then produced, branded and placed on the market by companies with different statuses and reputations. In fact, relations inside the contemporary globalized furniture industry are becoming more and more fragmented with less and less opportunity for complete dedication to synergies and collaborations... Prostoria, as a company whose catalogue already comprises some new icons such as the Polygon armchair and the Revolve transformable sofa, stands as an example of a different and more traditional approach based on the evolution from the local givenness and logical clustering of all actors involved in the production process.

Rapid development of Prostoria, a company which has come a long way, from 'starting from zero' to positioning itself as the leader and promoter of new ideas in only a few years time, is a story about the reintroduction of continuity both in Croatia and Central Europe, a region with vital but insufficiently recognized design scene and remarkable tradition and knowledge of the furniture industry. Those elements served as latent potentials that provided grounds for continuation and had to be activated.

Since the beginning, Prostoria has been developing an integrative approach, functioning as a collaboration platform that nourishes and stimulates continuous exchange of knowledge and experience between all the actors participating in the production of furniture. A dynamic workshop ambience has been created offering opportunities mainly to young designers to explore their ideas in excellent conditions and bring them to the highest level of design, functionality and technological artisanship. Many products have been developed over longer periods of time surpassing a number of iterations until reaching their final form, which would be impossible without the adequate support combining the contemporary technology and meticulous craftsmanship and handwork of the highest quality. Predominantly local materials are used, especially solid wood, and most of the production takes place within the company itself.

While the company's catalogue also offers furniture based on already proven models, Prostoria shows strategic and even passionate dedication to research-based design, convinced that authenticity has its place on the market but presents a special challenge in the times when it seems almost impossible to create truly innovative and fresh concepts.

For that reason, Prostoria's social responsibility and specific position have to be observed as a contribution to the evolution of design and readiness to take the risk in order to reach new values for the benefit of users and the culture. Thus, Prostoria stands as a distinct project inside of which designers grow together with the company on the grounds of mutual trust and shared goals.

# General terms & Conditions

---

All of our products are produced in line with our business philosophy of creating quality furniture that will enrich you everyday life. Each of our product's form is an extension of its function, and we consider aesthetics to be a basic human need. We research, design and develop products by combining the latest technology and materials, in order to create a quality product.

Our warranty is valid for 2 years for constructions, upholstery and cushion covers. The warranty is effective from the date of purchase and covers all manufacturing defects and is valid only upon the presentation of the certificate of origin and invoice.

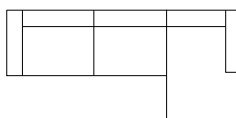
The warranty covers repair or replacement of any unusable or defective parts without compensation for the duration of the warranty period and after the report and acceptance of the complaint by Prostoria.

The warranty excludes damage caused by careless or incorrect assembly of the product, possible damage resulting from an accident such as a falling, shock, natural disaster, fire and in any other case where the defect cannot be attributed to the manufacture of the product. In addition, the warranty does not apply if the product has been disassembled, modified or repaired by anyone other than a person authorised by Prostoria. Damage caused by improper maintenance or misuse shall not be considered a defect in the design of the product.

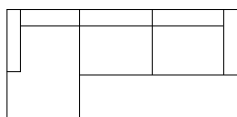
# Keep in Mind when making your Choice

When choosing a sofa, first decide about its size and shape.  
Keep in mind the frontal viewing when choosing the corner sofa.

**EXAMPLE 1** – MATCH XL 103 1SEATER+ARMREST/L + 1SEATER + CHAISE LONGUE/R  
(chaise longue on the right side, seen frontally)



**EXAMPLE 2** – MATCH XL 103 CHAISE LONGUE/L + 1SEATER + 1SEATER+ARMREST/R  
(chaise longue on the left side, seen frontally)



Your order must contain all the necessary product's specifications characteristic for each item: the fabrics/leather colour code, the type and colour of legs and colour of the wood armrest.

**EXAMPLE 3** – ELEGANCE 3SEATER 166 HALLINGDAL 65 500, METAL LEGS BLACK

TYPE AND COLOUR OF LEGS HAS TO BE SPECIFIED IN THE ADDITIONAL PRODUCT DESCRIPTION

**EXAMPLE 4** – OBLIQUE EASY CHAIR OAK LIGHT / 166 HALLINGDAL 65 500

**EXAMPLE 5** – POLYGON EASY CHAIR BLACK / OAK NATURE / 166 HALLINGDAL 65 500

## REMARKS:

### COF - CUSTOMER OWN FABRIC

- the price indicated in the Price List refers to fabrics without any patterns
- all orders submitted in cof need to be approved by the manufacturer based on the delivered sample, min. size 6" × 7¾" (15 × 20 cm)
- in case of the fabrics with patterns it is necessary to submit a min. 40" (1 m) sample, in order to make an estimation of consumption of the fabric and additional work that will determine the price
- Prostoria is not responsible for any claims related to the fabric quality
- the fabric needs to be delivered min. 15 days prior to the dispatch date

### COL - CUSTOMER OWN LEATHER

- possibility of using leather selected by the customer is available solely with prior submission of a sample, the sample size is approx. 7¾" × 11¾" (20 × 30 cm)
- leather consumption depends on the leather quality; natural or prefabrication flaws might lead to increase of required quantities
- Prostoria is not responsible for any claims related to the leather quality
- leather needs to be delivered min. 15 days prior to the dispatch date

# Materials & Maintenance

---

To maintain the quality and durability of your product for as long as possible, you should follow these basic and simple guidelines:

- avoid placing the product near a source of heat and exposing it to direct sunlight as this may cause alternations in the tone and affect the hardness of the product.
- when moving the product, be careful not to drag it on the floor as such action may result in damage both to the product and the floor
- perform regular checks of the condition of the sliders as it may result in damage of the product and the floor; you can purchase additional or new sliders (plastic or felt) at the nearest salon or at the dealer where you purchased the product
- for stackable products, check the condition of the safety components; if they fall out, the products may be damaged, and you should contact the nearest salon or the dealer where you've purchased the product
- chairs and easy chairs should be stacked carefully and according to the listed stacking number to avoid any possibility of damage
- for tables and coffee tables, avoid partial covering of the surface as this may cause discoloration of the surface
- for surfaces used for shelving, be careful not to damage the surface with sharp or damp objects
- suitably protect and store products for outdoor use over winter or against adverse conditions; we recommend storing those products in a dry and airy place or using protective covers
- avoid improper use of the product, such as sitting on a backrest or armrest, or swinging or standing on a chair
- avoid placing greasy, wet, hot or cold objects directly on the solid wood surfaces, as they may leave a permanent trace

## PRODUCT CONSTRUCTIONS

The inner construction of our furniture is made of panel materials (plywood) and/or metal elements, which provide the basic shape of the product. Seat and backrest supports (wave springs, elastic bands, goodside® slats), together with the foam (HR foam, polyurethane foam), make our furniture comfortable and durable.

Foams are high quality polymer materials with high elasticity and resistancy to permanent deformation. HR foam is produced by cold process based on water and does not contain any harmful chemicals. It has excellent hygienic and antiallergic properties. Polyurethane foam is made of recyclable material. We use cold and polyurethane foams of a wide range of density and hardness to provide a wide selection in obtaining the desired comfort. Moulded polyurethane foam is used in products of specific shape - the construction is soaked in foam which takes the form of a mould into which it is poured. Due to expansion, this process results in the final form ready for upholstery.

Metal parts are made of the highest quality aluminum, carbon steel and stainless steel suitable for outdoor use by the sea.

The fabrics and the leathers in our collection originate from the workshops of the most famous and renown European manufacturers.

We approach the wood as a natural resource with great respect and responsibility. The raw material we use the most is solid wood, especially Slavonian oak. In order to promote sustainable development and environmental protection, we are part of the Slavonian Oak Cluster. We have also introduced the FSC-STD-40-004 V3-0 Certificate to guarantee the sustainable development of forest management. The ISO 14001: 2015 standard sets out requirements for the environmental management system, including the planning, establishment, implementation and monitoring of the environmental management system.

# Materials & Maintenance

## solid wood & plywood

Natural imperfections of wood, such as variations in colour and texture, knots and tree rings, are not considered faults and undesirable characteristics but rather values of the natural material used. Our wood is treated with oil or lacquer in such a way that the material appears as naturally as possible, emphasising the appearance of an open tree ring. Color varnish matte does not completely fill the pores of wood to highlight the natural quality of the material, and tree rings remain visible. There are no visible tree rings in lacquered plywood. Oil and lacquer on all wooden surfaces always give matte effect, which is Prostoria's visual standard for the processing and protection of the wood. We highly recommend lacquer as a wood finish for our product used in contract projects, public and more frequent spaces.

Outdoor wood, especially teak, has an even more pronounced change in the tone and intensity of visible tree rings over time, which is not considered as a flaw but a natural quality and refinement of the product.

Brushed oak is produced using a special brushing technique that removes the softer parts of the wood grain. This process emphasizes the wood's natural structure, creating a pronounced texture and a tactile, relief-like surface.

HIGH QUALITY OIL  
solid wood



OAK LIGHT



OAK NATURE



OAK DARK



WALNUT  
EUROPEAN

OUTDOOR OIL  
solid wood



TEAK

LACQUER MATTE  
solid wood



OAK LIGHT



OAK NATURE



OAK DARK



ASH



WALNUT  
EUROPEAN

LACQUER MATTE  
plywood veneer



OAK LIGHT



OAK NATURE



OAK DARK



ASH



WALNUT  
EUROPEAN

BRUSHED OAK  
solid wood oil, lacquer, or  
colour varnish matte black



OAK LIGHT



OAK NATURE



OAK DARK



OAK BLACK

Wipe the surface regularly with a clean and dry cloth. If the surface of the product is dirty, you can wipe it using a well-drained cloth soaked in water or a light neutral soap. Remove any soapy residue immediately. If the surface is slightly damaged or appears matt, we recommend our wood surface maintenance kit. Avoid products containing acetone, diluents, ammonia, abrasive detergents or furniture wax. Avoid placing greasy, wet, hot or cold objects directly on the solid wood surfaces, as they may leave a permanent trace.

### NOTE

COLOURS SHOWN HERE ARE APPROXIMATE AND INFORMATIONAL. NUANCES VARY ACCORDING TO VARIOUS QUALITIES OF DIFFERENT MATERIALS, DUE TO THEIR DISTINCT TEXTURES AND ABSORPTION CAPACITIES. TO GET AN ACCURATE INFORMATION ON COLOURS IT IS NECESSARY TO CONSULT THE PHYSICAL SAMPLES.

# Materials & Maintenance

## plywood



LACQUER COLOUR  
plywood beech  
minimal visibility of the wooden pores



LACQUER OAK COLOUR  
visible wooden pores

All products that have bent plywood parts have the option:

- Lacquer colour
- Lacquer oak colour

COLOUR VARNISH MATTE  
solid wood & plywood veneer



grey white



beige



yellow



red



red brown



light green



blue



sapphire blue



antique green



dark grey



black

# Materials & Maintenance

## table tops

Fenix NTM is a table top finish in the form of a thin laminate that is pressed to the bottom and top of the mdf. The sides of the mdf are lacquered. Fenix is a durable material that does not show fingerprints. It can be cleaned using a damp soft cloth soaked in warm water or a solution of water and mild detergent. We recommend the use of the Fenix maintenance kit (contact your nearest salon or the dealer where you purchased the product). Damages such as scratches that are not cut in can be treated thermally using an iron and a damp cloth.

### MDF + FENIX NTM



**0720**  
black



**0724**  
dark grey



**0725**  
light grey



**0718**  
beige



**0032**  
white

Trespa Meteon outdoor table tops have a compressed surface, virtually pore-free, making them impervious to contamination. This is why Trespa Meteon® is highly resistant to most chemicals, including many non-aggressive and aggressive cleaning agents.

Do not use abrasive or polishing cleaners. Use only clean sponges and soft cloths. Algae and mould will not penetrate the pores of the material so they are easy to clean just like dust, stains or fingerprints. You can wash them off using a universal household cleaner. Rinse and wipe the board using a soft cloth to avoid any traces remaining after washing.

### TRESPA HPL



**L 90.0.0**  
black



**L 21.5.1**  
grey



**L 05.0.0**  
white

Glass surfaces can be cleaned with a well-drained soft cloth soaked in a mixture of alcohol and water or glass cleaner. Wipe the surface with a dry, lint-free cloth. Avoid products containing acetone, ammonia, chlorine, and solvents, abrasives, and furniture wax.

### GLASS



**PARSOL GREY**



**PARSOL BRONZE**

Compact boards are high-pressure thermoset laminates (HPL) obtained by pressing under high pressure and high temperature. Refined with decor on both sides, this multi-layer material is at the same time extremely resistant and long-lasting as well as easy to maintain. It also provides high resistance to scratches, wear, solvents, chemicals, moisture and heat. The surface of Compact boards is extremely resistant to dirt, but if necessary it can be treated with standard non-abrasive cleaners.

### COMPACT BOARDS



**COMPACT BLACK**



**COMPACT WHITE**

# Materials & Maintenance

## metal

All powder coated metal products and elements have a matte finish, which is Prostoria's visual standard used in the processing and protection of metallic materials. Hand-welded metal parts may have minor imperfections that do not affect the quality or function of the product, but are a reflection of the manual work of our craftsmen. Metal products intended for outdoor use have a double finish - a primer for better mechanical resistance and a coloured coating for protection against corrosion.

To clean powder coated metal products use a damp soft cloth soaked in a solution of water and a pH neutral detergent, and wipe using a clean, dry and soft cloth.



white



grey white



light grey



grey



dark grey



beige



black



antique green



yellow



green yellow



red



ruby red



orange



red ochre



red brown



light green



nickel green



pastel blue



blue



sapphire blue



polished aluminum

### NOTE

COLOURS SHOWN HERE ARE APPROXIMATE AND INFORMATIONAL. NUANCES VARY ACCORDING TO VARIOUS QUALITIES OF DIFFERENT MATERIALS, DUE TO THEIR DISTINCT TEXTURES AND ABSORPTION CAPACITIES. TO GET AN ACCURATE INFORMATION ON COLOURS IT IS NECESSARY TO CONSULT THE PHYSICAL SAMPLES.

# Materials & Maintenance

---

## upholstery & cushions

Suede and other types of leather may have scars and wrinkles, or minor changes in tone or imperfections that are not considered faults but an anomaly that confirms the natural quality of the material. As such, they are considered a positive feature of the product. It is the responsibility of Prostoria to position such anomalies on less visible parts of the product when tailoring the material.

Some types of fabrics have certain properties due to finishing, such as tufting, dots or other effects on fabrics, etching of velvet, or production methods that are not considered as flaws. For fabrics, suede and other types of leather, each production lot may indicate a slight difference in colour in comparison with the pattern or a product manufactured at an earlier time. To properly maintain the leather and fabrics, visit the manufacturer's website or [media.prostoria.eu](http://media.prostoria.eu) and follow the instructions.

Products made with leather or fabric should not be exposed to direct light and positioned at least 40" (1 m) away from the source of the heat, as those factors may contribute to discoloration or drying of the leather, which can cause cracks.

Upholstered sofas should be vacuumed regularly using a suitable extension and ventilated to prevent deterioration and impurities. Due to use, the fabric will eventually need to be straightened and seams adjusted manually. The folds can be straightened using steam. In case of spillage, remove the liquid immediately by tapping with absorbent paper or cloth. Do not rub the stain!

The velour covers should also be regularly vacuumed or wiped with a cloth, always following the direction of the thread. Aniline leather has no or very light surface protection and, by its nature, gains patina and traces of use over time. Semi-aniline leather has a lightweight surface protection so these furniture sets can be vacuumed and stains cleaned using a damp cloth soaked in the water, a light neutral soap, or a specialized leather care agent. Remove soap marks immediately using a dry, soft, cotton cloth. Be careful not to let too much water soak into the pores. Always remove stains moving from the edge towards the centre of the stain, so as not to expand the affected area. Avoid concentrated detergents or agents containing bleach, ammonia, or products used for cleaning and protecting of clothing and shoes.

The Outdoor textiles are water-repellent and fast drying. They are resistant to negative environmental impacts and damage caused by sun, seawater and chlorine. To find out more about the properties and methods of care and maintenance of the Outdoor textile, visit the website linked below.

Cushions can be filled with 100% feathers and down mixture, or with 100% polyester fibre filling. In order for the cushions to look good and provide comfort for as long as possible, they need to be regularly aerated and their filling shaken, which will allow them to return to their original shape. We recommend rotating the cushions (top-bottom and front-back sides) so that they are equally used on all sides. Cushions filled with feathers have a 100% goose feathers and down filling, without chemical treatment. They should be shaken and tapped regularly to redistribute the filling and reduce the effect of flattening.

For Warranty and Maintenance details, visit:  
[media.prostoria.eu](http://media.prostoria.eu)



# Home Fabric Chart:

NOTE — PLUS + HIGHLY RECOMMENDED | DOT • AVAILABLE | X NOT AVAILABLE

	CONTOUR NEW 200	CONTOUR MELANGE 200	CUBA 200	GARC BIC 200	ATLAS 300	BOHEMIAN 300	GREPE 300	DUFFY 300	HAKU 300	KARIBU 300	MYSTIC 300	ORSETTO 300	PIGONES 300	RE-SOURCE 300	SARAFINA 300	SOMME 300	TUNDRA 300
ZANGLE	•	•	•	+	•	•	•	•	•	•	•	•	•	•	•	•	•
ABSENT	•	•	•	•	•	•	•	•	×	+	•	+	•	×	•	•	•
AIRE	×	×	×	×	×	+	+	+	×	+	•	+	+	×	+	+	•
BAVUL	•	•	•	•	•	+	+	+	•	+	+	+	•	•	•	•	•
BIK CUSHION	+	+	+	+	+	+	+	+	+	+	+	+	+	+	•	+	+
BUFFA	•	•	•	•	•	+	+	+	×	+	•	+	+	×	•	+	•
CLASSIC	•	•	•	•	•	+	+	+	•	+	•	+	+	•	+	+	+
CLOUD	•	•	×	•	×	•	•	•	•	+	•	+	+	•	•	+	•
COMBINE	•	•	•	•	•	+	+	•	•	+	•	+	+	•	•	+	•
CONVERT	•	•	•	•	+	•	•	•	•	•	•	•	•	•	+	+	•
DOBRA	+	+	•	•	+	•	•	•	•	+	•	+	+	•	+	+	•
ECHO	•	•	•	•	•	•	•	•	•	+	•	+	+	•	•	+	•
ELEGANCE	•	•	•	+	•	•	•	•	•	•	•	•	+	•	•	+	•
ELEGANCE LUX	•	•	•	+	•	•	•	•	•	•	•	+	+	•	•	+	•
FADE	+	+	•	•	•	•	•	•	•	•	•	•	•	•	•	•	•
IMPRESSION	•	•	•	+	•	+	+	•	•	+	•	+	+	•	•	+	•
JUGO	×	×	×	×	×	×	×	×	×	×	×	×	×	×	×	×	×
KLASTER	•	•	•	•	•	•	•	•	•	•	•	+	+	•	•	+	•
KONTRAPUNKT	•	•	•	•	•	•	•	•	•	+	•	+	+	•	•	+	•
LAYOUT	•	•	•	•	•	•	•	•	•	+	•	+	+	•	•	+	•
MATCH	•	•	•	•	•	•	•	+	•	+	•	+	+	•	+	+	+
MONK EASY CHAIRS, CHAIRS, BARSTOOLS WITH BACKREST	•	•	•	•	•	•	•	•	•	+	•	+	+	•	•	+	•
MONK BARSTOOLS	•	•	•	•	+	•	•	•	+	+	•	+	+	+	•	+	•
MONK BENCH CUSHION	•	•	•	•	•	•	•	•	•	+	•	+	+	•	•	+	•
OBLIKANT COVER	•	•	•	•	•	•	•	•	•	×	•	•	•	•	•	•	•
OBLIQUE	+	+	•	•	•	+	+	+	•	•	•	+	+	•	•	•	•
OMNIA OUTER SHELL	+	+	•	+	+	•	•	•	+	•	+	•	•	+	•	•	×
OMNIA SEAT, BACKREST AND ARMRESTS	•	•	×	•	×	+	+	+	×	+	•	+	+	×	•	+	•
OSMO CUSHION	×	×	×	×	×	×	×	×	×	×	×	×	×	×	×	×	×
PIUN	+	+	•	•	+	•	•	•	•	+	•	+	+	+	•	+	•
PIL-LOW	•	•	•	•	•	×	×	×	•	×	•	×	×	•	•	×	×
POLYGON	•	•	•	•	•	•	•	•	•	•	•	+	•	•	•	•	•
REI	•	•	×	•	•	+	+	•	•	+	•	+	+	•	•	+	•
REVOLVE	•	•	•	•	•	•	•	•	×	×	•	•	•	×	•	•	×
RHOMB CUSHION	+	+	•	•	+	•	•	•	•	+	•	+	+	+	•	+	•
ROSTRUM	•	•	•	•	•	•	•	•	•	•	•	+	•	•	•	•	•
ROSTRUM DIVIDERS	•	•	×	×	×	×	×	×	×	×	×	•	×	×	×	•	×
SABOT	•	•	•	•	•	•	•	•	•	•	•	+	•	•	•	•	•
SEAM	•	•	•	•	•	•	•	•	•	•	•	+	•	•	•	•	•
SEGMENT	•	•	•	•	•	•	•	•	•	•	•	+	•	•	•	•	•
SPECTRUM	•	•	•	•	•	•	•	•	•	•	•	+	•	•	•	•	•
STRAIN EASY CHAIR	+	+	•	•	+	•	•	•	•	+	•	+	+	+	•	+	•
STRAIN LOW CHAIR	+	+	•	•	+	•	•	•	•	+	+	+	+	+	•	+	•
STRAIN & UNSTRAIN CHAIRS	+	+	•	•	+	•	•	•	•	+	+	+	+	+	•	+	•
UMOMOKU	•	•	•	•	•	•	•	•	•	•	•	•	+	•	+	+	•
UP-LIFT	+	+	•	•	•	•	•	•	×	×	•	•	•	×	•	•	×
TINKER	•	•	•	•	•	+	+	•	•	+	•	+	+	•	•	+	•
TOGGLE	•	•	•	•	•	+	+	•	•	+	•	+	+	•	+	+	•
TRIFIDAE	+	+	•	•	•	•	•	•	•	•	•	•	•	+	+	•	•
TRIFIDAE CHAIR & EASY CHAIR	+	+	•	•	•	•	•	•	•	•	•	•	•	+	+	•	•
CUSHIONS	•	•	•	•	•	+	+	+	•	+	+	+	+	•	•	+	+

# Home Fabric Chart:

NOTE — PLUS + HIGHLY RECOMMENDED | DOT • AVAILABLE | X NOT AVAILABLE

	ARCO	BAENA	CREDO	DIVINA 3	DIVINA MD	DIVINA MELANGE	NOVUM	PLANUM	VELUS	HALINGDAL 65	MIZMAZE	MOSS	STEELEUT TRIO 3	UNIFORM MELANGE	CODA 2	SISU
	400	400	400	400	400	400	400	400	400	500	500	500	500	600	700	700
ZANGLE	+	•	+	+	+	+	•	•	•	+	•	•	+	•	+	•
ABSENT	+	+	•	•	•	•	•	+	+	+	+	+	•	+	•	•
AIRE	•	+	•	•	•	•	•	X	+	+	•	+	X	•	+	•
BAVUL	+	+	+	+	+	+	+	+	+	+	+	•	+	•	•	•
BIK CUSHION	+	+	+	•	•	•	•	•	+	+	•	+	•	•	•	•
BUFFA	•	+	+	•	•	•	•	•	+	+	+	+	•	+	+	•
CLASSIC	+	+	+	•	•	•	•	•	+	+	•	+	•	•	•	•
CLOUD	•	+	•	X	X	X	•	X	+	+	•	+	•	•	+	+
COMBINE	+	+	•	•	•	•	•	X	+	+	•	+	•	•	+	+
CONVERT	+	•	•	•	•	•	+	•	•	+	•	•	+	•	•	•
DOBRA	+	+	+	•	•	•	+	•	+	+	•	+	•	•	+	+
ECHO	+	+	+	•	•	•	•	X	+	+	•	+	•	•	+	+
ELEGANCE	+	•	+	•	•	•	•	•	•	+	•	+	•	•	+	•
ELEGANCE LUX	+	•	+	•	•	•	•	X	•	+	•	+	•	•	+	•
FADE	+	•	+	+	+	+	•	•	•	+	•	+	•	•	•	•
IMPRESSION	+	+	+	•	•	•	•	•	+	+	•	+	•	•	+	+
JUGO	X	X	X	X	X	X	X	X	X	X	X	X	X	X	X	X
KLASTER	+	•	•	+	+	+	•	•	•	+	+	+	•	+	+	•
KONTRAPUNKT	+	+	+	•	•	•	•	•	+	+	•	+	+	•	•	•
LAYOUT	•	+	+	•	•	•	•	•	+	+	+	+	•	+	•	•
MATCH	+	+	+	•	•	•	+	•	+	+	•	+	•	•	+	+
MONK EASY CHAIRS, CHAIRS, BARSTOOLS WITH BACKREST	+	+	+	+	+	+	•	•	+	+	+	+	+	+	•	•
MONK BARSTOOLS	+	+	+	+	+	+	•	•	+	+	+	+	+	+	•	•
MONK BENCH CUSHION	+	+	+	+	+	+	•	•	+	+	•	+	+	•	•	•
OBLIKANT COVER	•	•	•	+	+	+	•	•	•	+	•	•	•	•	•	•
OBLIQUE	+	•	+	+	+	+	•	•	•	+	+	•	+	•	•	+
OMNIA OUTER SHELL	+	•	+	+	+	+	+	•	•	+	•	•	+	•	•	•
OMNIA SEAT, BACKREST AND ARMRESTS	+	+	•	•	•	•	•	X	+	+	•	+	•	•	+	+
OSMO CUSHION	X	X	X	X	X	X	X	X	X	X	X	X	X	X	X	X
PIJUN	+	+	+	+	+	+	+	•	+	+	•	+	+	•	+	+
PIL-LOW	+	X	•	+	+	+	•	•	X	+	•	X	•	•	•	•
POLYGON	+	•	+	+	+	+	•	•	•	+	+	•	+	•	•	•
REI	+	+	•	•	•	•	•	X	+	+	•	+	•	•	+	+
REVOLVE	+	•	•	+	+	+	•	•	•	+	•	•	•	•	•	•
RHOMB CUSHION	+	+	•	+	+	+	•	•	+	+	•	•	+	•	+	•
ROSTRUM	+	•	+	•	•	•	•	•	+	+	•	+	+	•	•	+
ROSTRUM DIVIDERS	•	X	•	+	+	+	X	X	X	+	•	X	•	•	•	•
SABOT	+	•	+	•	•	•	•	•	+	+	•	+	+	•	•	+
SEAM	+	•	+	•	•	•	•	•	+	+	•	+	+	•	•	+
SEGMENT	+	•	+	•	•	•	•	•	+	+	•	+	+	•	•	+
SPECTRUM	+	•	+	•	•	•	•	•	+	+	•	+	+	•	•	+
STRAIN EASY CHAIR	+	+	+	+	+	+	+	•	+	+	•	+	+	•	+	+
STRAIN LOW CHAIR	+	+	+	+	+	+	+	•	+	+	•	+	+	•	+	+
STRAIN & UNSTRAIN CHAIRS	+	+	+	+	+	+	+	•	+	+	•	+	+	•	+	+
UMOMOKU	+	•	+	•	•	•	+	X	•	+	•	+	+	•	+	+
UP-LIFT	+	•	•	+	+	+	•	•	•	+	•	•	•	•	•	•
TINKER	+	+	+	+	+	+	+	•	+	+	•	+	+	•	+	+
TOGGLE	+	+	+	+	+	+	+	•	+	+	•	+	+	•	+	+
TRIFIDAE	+	•	+	+	+	+	+	•	•	+	•	•	+	+	•	•
TRIFIDAE CHAIR & EASY CHAIR	+	•	+	+	+	+	+	•	•	+	•	•	+	+	•	•
CUSHIONS	+	+	+	+	+	+	+	•	+	+	+	+	•	•	+	+

# Home Fabric Chart:

NOTE — PLUS + HIGHLY RECOMMENDED | DOT • AVAILABLE | ✗ NOT AVAILABLE

	NUANCE	CERVO	DMINA	TUNDRA	ACEENO OUTDOOR	APACHE OUTDOOR	ERROUD OUTDOOR	TANTAN OUTDOOR	ZAGORA OUTDOOR	ROCCO OUTDOOR	LIBERA OUTDOOR
	60	80	80	80	400	400	500	500	500	600	700
ANGLE	•	•	•	✗	•	•	•	•	•	•	•
ABSENT	✗	✗	✗	✗	•	✗	•	✗	•	•	•
AIRE	+	+	+	•	✗	✗	✗	✗	✗	•	•
BAVUL	✗	✗	✗	✗	•	•	•	✗	•	•	•
BIK CUSHION	•	•	•	•	•	•	•	•	•	•	•
BUFFA	✗	✗	✗	✗	✗	✗	•	✗	•	•	+
CLASSIC	•	•	•	•	•	•	•	•	•	•	•
CLOUD	+	+	+	+	•	•	•	•	•	+	+
COMBINE	+	•	•	•	•	✗	•	✗	•	+	+
CONVERT	+	•	+	•	+	+	+	+	+	•	•
DOBRA	+	+	+	+	•	•	•	•	•	+	+
ECHO	+	•	+	•	•	✗	•	✗	•	•	•
ELEGANCE	•	+	+	+	•	•	•	•	•	•	•
ELEGANCE LUX	+	+	+	+	•	•	•	•	•	•	•
FADE	✗	✗	✗	✗	•	✗	•	✗	•	•	•
IMPRESSION	✗	✗	✗	✗	•	•	•	✗	•	+	+
JUGO	✗	✗	✗	✗	+	+	+	•	+	+	+
KLASTER	✗	✗	✗	✗	•	•	•	✗	•	+	+
KONTRAPUNKT	+	+	+	•	•	•	•	•	•	+	+
LAYOUT	✗	✗	✗	✗	•	•	•	✗	•	+	+
MATCH	✗	✗	✗	✗	•	•	•	•	•	+	+
MONK EASY CHAIRS, CHAIRS, BARSTOOLS WITH BACKREST	•	✗	•	•	•	✗	•	•	•	+	+
MONK BARSTOOLS	+	•	+	•	•	•	•	•	•	+	+
MONK BENCH CUSHION	•	•	•	•	•	•	•	•	•	+	+
OBLIKANT COVER	+	•	+	•	•	✗	•	•	•	•	•
OBLIQUE	✗	✗	✗	✗	•	•	•	•	•	•	•
OMNIA OUTER SHELL	+	+	+	•	•	•	•	✗	•	•	•
OMNIA SEAT, BACKREST AND ARMRESTS	•	✗	•	✗	•	•	✗	✗	•	+	+
OSMO CUSHION	✗	✗	✗	✗	+	+	+	+	+	+	+
PIUN	+	+	+	+	•	•	•	•	•	•	•
PIL-LOW	✗	✗	✗	✗	•	•	•	✗	•	✗	✗
POLYGON	•	•	•	•	+	+	+	•	+	•	•
REI	•	•	+	✗	•	•	•	•	•	•	•
REVOLVE	✗	✗	✗	✗	✗	•	•	•	•	•	•
RHOMB CUSHION	+	+	+	+	•	•	•	•	•	•	•
ROSTRUM	•	•	•	✗	✗	•	•	✗	•	•	•
ROSTRUM DIVIDERS	✗	✗	✗	✗	✗	✗	✗	✗	✗	✗	✗
SABOT	✗	✗	✗	✗	✗	•	•	✗	•	•	•
SEAM	•	•	•	✗	✗	•	•	✗	•	•	•
SEGMENT	•	•	•	✗	✗	•	•	✗	•	•	•
SPECTRUM	•	•	•	•	✗	•	•	✗	•	•	•
STRAIN EASY CHAIR	+	+	+	+	•	•	•	•	•	•	•
STRAIN LOW CHAIR	+	+	+	+	•	•	•	•	•	•	•
STRAIN & UNSTRAIN CHAIRS	+	+	+	+	•	•	•	•	•	•	•
UMOMOKU	•	•	•	•	+	+	+	+	+	+	+
UP-LIFT	✗	✗	✗	✗	✗	•	•	•	•	•	•
TINKER	•	•	•	•	•	•	•	•	•	•	•
TOGGLE	+	•	•	•	•	•	•	•	•	•	•
TRIFIDAE	•	•	•	•	✗	•	•	✗	•	•	•
TRIFIDAE CHAIR & EASY CHAIR	•	•	•	•	✗	•	•	✗	•	•	•
CUSHIONS	•	•	•	•	•	•	•	•	•	+	+

# Contract Fabric Chart:

NOTE — PLUS + HIGHLY RECOMMENDED | DOT • AVAILABLE | X NOT AVAILABLE

	CONTOUR NEW	CONTOUR MELANGE	CURA	CLARA 2	REMIX 3	CREDO	DIVINA 3	DIVINA MID	DIVINA MELANGE
	200	200	200	300	300	400	400	400	400
3ANGLE	•	•	•	•	•	+	+	+	+
ABSENT	•	•	•	•	•	•	•	•	•
AIRE	X	X	X	X	X	•	•	•	•
BAVUL	•	•	•	•	•	+	+	+	+
BIK CUSHION	+	+	+	+	+	•	•	•	•
BUFFA	•	•	•	•	•	•	•	•	•
CLASSIC	•	•	•	•	•	•	•	•	•
CLOUD	•	•	X	X	X	X	X	X	X
COMBINE	•	•	•	•	•	•	•	•	•
CONVERT	•	•	•	+	+	•	•	•	•
DOBRA	+	+	•	+	+	•	•	•	•
ECHO	•	•	•	•	•	•	•	•	•
ELEGANCE	•	•	•	•	•	•	•	•	•
ELEGANCE LUX	•	•	•	•	•	•	•	•	•
FADE	+	+	•	•	•	+	+	+	+
IMPRESSION	•	•	•	•	•	•	•	•	•
JUGO	X	X	X	X	X	X	X	X	X
KLASTER	•	•	•	•	•	+	+	+	+
KONTRAPUNKT	•	•	•	•	•	•	•	•	•
LAYOUT	•	•	•	•	•	•	•	•	•
MATCH	•	•	•	•	•	•	•	•	•
MONK EASY CHAIRS, CHAIRS, BARSTOOLS WITH BACKREST	•	•	•	•	•	+	+	+	+
MONK BARSTOOLS	•	•	•	+	+	+	+	+	+
MONK BENCH CUSHION	•	•	•	•	•	+	+	+	+
OBLIKANT COVER	•	•	•	•	•	+	+	+	+
OBLIQUE	+	+	•	•	•	+	+	+	+
OMNIA OUTER SHELL	+	+	•	+	+	+	+	+	+
OMNIA SEAT, BACKREST AND ARMRESTS	•	•	X	X	X	•	•	•	•
OSMO CUSHION	X	X	X	X	X	X	X	X	X
PIJUN	+	+	•	+	+	+	+	+	+
PIL-LOW	•	•	•	•	•	+	+	+	+
POLYGON	•	•	•	•	•	+	+	+	+
REI	•	•	X	•	•	•	•	•	•
REVOLVE	•	•	•	•	•	+	+	+	+
RHOMB CUSHION	+	+	•	+	+	+	+	+	+
ROSTRUM	•	•	•	•	•	•	•	•	•
ROSTRUM DIVIDERS	•	•	X	X	X	+	+	+	+
SABOT	•	•	•	•	•	•	•	•	•
SEAM	•	•	•	•	•	•	•	•	•
SEGMENT	•	•	•	•	•	•	•	•	•
SPECTRUM	•	•	•	•	•	•	•	•	•
STRAIN EASY CHAIR	+	+	•	+	+	+	+	+	+
STRAIN LOW CHAIR	+	+	•	+	+	+	+	+	+
STRAIN & UNSTRAIN CHAIRS	+	+	•	+	+	+	+	+	+
UMOMOKU	•	•	•	•	•	•	•	•	•
UP-LIFT	+	+	•	•	•	+	+	+	+
TINKER	•	•	•	•	•	+	+	+	+
TOGGLE	•	•	•	•	•	+	+	+	+
TRIFIDAE	+	+	•	•	•	+	+	+	+
TRIFIDAE CHAIR & EASY CHAIR	+	+	•	•	•	+	+	+	+
CUSHIONS	•	•	•	•	•	+	+	+	+

# Contract Fabric Chart:

NOTE — PLUS + HIGHLY RECOMMENDED | DOT • AVAILABLE | ✗ NOT AVAILABLE

	NOVUM 400	OPERA 400	CANVAS 2 500	FIORD 2 500	HALLINGDAL 65 500	STERE CUT TRIO 3 500	ELMOSOFT LEATHER 60	SELECT LEATHER 60
3ANGLE	•	+	+	+	+	+	•	•
ABSENT	•	•	•	•	+	•	✗	✗
AIRE	•	+	✗	✗	+	•	•	•
BAVUL	+	+	+	+	+	+	✗	✗
BIK CUSHION	•	+	•	•	+	•	•	•
BUFFA	•	+	•	•	+	•	✗	✗
CLASSIC	•	+	•	•	+	•	•	•
CLOUD	•	•	•	•	+	•	+	+
COMBINE	•	•	•	•	+	•	•	•
CONVERT	+	•	+	+	+	+	•	•
DOBRA	+	+	•	•	+	•	•	•
ECHO	•	+	•	•	+	•	•	•
ELEGANCE	•	+	•	•	+	•	+	+
ELEGANCE LUX	•	+	•	•	+	•	+	+
FADE	•	+	•	•	+	•	✗	✗
IMPRESSION	•	+	•	•	+	•	✗	✗
JUGO	✗	✗	✗	✗	✗	✗	✗	✗
KLASTER	•	•	•	•	+	•	✗	✗
KONTRAPUNKT	•	+	+	+	+	+	•	•
LAYOUT	•	+	•	•	+	•	✗	✗
MATCH	+	+	•	•	+	•	•	•
MONK EASY CHAIRS, CHAIRS, BARSTOOLS WITH BACKREST	•	+	+	+	+	+	✗	✗
MONK BARSTOOLS	•	+	+	+	+	+	•	•
MONK BENCH CUSHION	•	+	+	+	+	+	•	•
OBLIKANT COVER	•	•	•	•	+	•	✗	✗
OBLIQUE	•	+	+	+	+	+	✗	✗
OMNIA OUTER SHELL	+	+	+	+	+	+	•	•
OMNIA SEAT, BACKREST AND ARMRESTS	•	•	•	•	+	•	✗	✗
OSMO CUSHION	✗	✗	✗	✗	✗	✗	✗	✗
PIJUN	+	+	+	+	+	+	+	•
PIL-LOW	•	•	•	•	+	•	✗	✗
POLYGON	•	+	+	+	+	+	+	+
REI	•	•	•	•	+	•	•	•
REVOLVE	•	•	•	•	+	•	✗	✗
RHOMB CUSHION	•	•	+	+	+	+	+	+
ROSTRUM	•	+	+	+	+	+	✗	✗
ROSTRUM DIVIDERS	✗	•	•	•	+	•	✗	✗
SABOT	•	+	+	+	+	+	✗	✗
SEAM	•	+	+	+	+	+	•	•
SEGMENT	•	+	+	+	+	+	•	•
SPECTRUM	•	+	+	+	+	+	•	•
STRAIN EASY CHAIR	+	+	+	+	+	+	•	•
STRAIN LOW CHAIR	+	+	+	+	+	+	•	•
STRAIN & UNSTRAIN CHAIRS	+	+	+	+	+	+	•	•
UMOMOKU	+	+	+	+	+	+	•	•
UP-LIFT	•	•	•	•	+	•	✗	✗
TINKER	+	+	+	+	+	+	•	•
TOGGLE	+	+	+	+	+	+	•	•
TRIFIDAE	+	+	+	+	+	+	•	•
TRIFIDAE CHAIR & EASY CHAIR	+	+	+	+	+	+	✗	✗
CUSHIONS	+	+	•	•	+	•	+	+

**+ RECOMMENDED**

These materials are the most compatible with the character and construction of the selected model. Their texture, elasticity, and visual quality contribute to a harmonious appearance of the product, comfort during everyday use, and stable upholstery shape and performance over time. They have been selected as a balanced combination of aesthetics and technical properties and represent our recommendation for the highest level of final finish.

**• AVAILABLE**

Materials in this category are compatible with the product, but their technical and visual properties are not ideal for the specific model. Due to the fabric structure, dimensions, or the nature of the design itself, minor deviations may occur, such as creasing, changes in upholstery tension, or partial visibility of the filling (e.g. feathers, foam, or inner lining). With certain fabrics, seams may appear more pronounced or uneven. This option offers a wider range of choices, with the possibility of minor aesthetic variations..

**✘ NOT AVAILABLE**

This label applies to materials that, due to their technical limitations, do not allow for high-quality or functional application on the selected model. Their use would compromise the appearance, comfort, or durability of the product, and therefore these materials cannot be applied.

# Fabrics & Leathers Specifications

fabric	collection	specification	pillling	martindale cycles	light fastness	maintenance
200	<b>CONTOUR NEW</b>	FABRIC 100% polyester	4-5	85.000	5-7	
200	<b>CONTOUR MELANGE</b>	FABRIC 100% post-consumer recycled polyester	4-5	100.000	5-8	
200	<b>CURA</b>	FABRIC 100% post-consumer recycled polyester	4-5	100.000	5-8	
200	<b>GARC BIC</b>	FABRIC 100% cotton	-	30.000	4-5	
300	<b>ATLAS</b>	FABRIC 90% new wool worsted, 10% nylon	4-5	100.000	6-7	
300	<b>BOEMIAN</b>	FABRIC 5% cotton, 13% linen, 25% viscose, 15% wool, 25% polyester, 15% polycarbonate, 2% polyamide	-	45.000	4-5	
300	<b>CREPE</b>	FABRIC 50% cotton, 33% viscose, 17 % linen	3-4	35.000	4-5	
300	<b>DUFFY</b>	FABRIC 81% polyester, 19% cotton	4	100.000	6	
300	<b>HAKU</b>	FABRIC 100% polyurethane/silicone (surface)	5	100.000	7	
300	<b>KARIBU</b>	FABRIC 40% cotton, 22% poly cotton, 20 % viscose, 15% linen	4	37.000	4-5	
300	<b>MYSTIC</b>	FABRIC 100% polyester	5	150.000	4-5	
300	<b>ORSETTO</b>	FABRIC 34% viscose, 33% acrylic, 17% wool, 8% polyester, 4% flax, 4% cotton	5	80.000	4-5	
300	<b>PIBIONES</b>	FABRIC 25% poly cotton, 25% virgin wool, 20% polyester, 17% recycled cotton, 11% cotton, 2% responsible animal fibers	3-4	30.000	4-5	
300	<b>RE-SOURCE</b>	FABRIC 45% polyester, 55% polyurethane	4-5	100.000	6-7	
300	<b>SARAFINA</b>	FABRIC 34% viscose, 31% cotton, 15% linen, 13% acrylic, 7% polyester	3-4	30.000	5-6	
300	<b>SOMME</b>	FABRIC 37% poly cotton, 30% polyester, 18% cotton, 18% virgin wool, 2% polyamide	3-4	35.000	4-5	
300	<b>TUNDRA</b>	FABRIC 42% viscose, 36% cotton, 16% acrylic, 6% polyester	3-4	30.000	5	
400	<b>ARCO</b>	FABRIC 95% virgin wool, 5% polyamide	4-5	70.000	5	
400	<b>BAENA</b>	FABRIC 35% poly cotton, 30% virgin wool, 25% polyester, 10% cotton	4	80.000	5-6	
400	<b>CREDO</b>	FABRIC 95% virgin wool, 5% polyamide	4-5	100.000	5	
400	<b>DIVINA 3</b>	FABRIC 100% new wool	3	45.000	5-6	
400	<b>DIVINA MD</b>	FABRIC 100% new wool	3	45.000	5-6	
400	<b>DIVINA MELANGE</b>	FABRIC 100% new wool	3	45.000	6-7	
400	<b>NOVUM</b>	FABRIC 96% virgin wool, 4 % polyamide	4-5	90.000	5-8	
400	<b>PLANUM</b>	FABRIC 44% new wool, 42% polyester, 14% nylon	4	100.000	5-6	
400	<b>VELLUS</b>	FABRIC 35% poly cotton, 30% virgin wool, 25% polyester, 10% cotton	4	80.000	5-6	
500	<b>HALLINGDAL 65</b>	FABRIC 70% new wool, 30% viscose	3-4	100.000	7	
500	<b>MIZMAZE</b>	FABRIC 60% polyester, 30% wool, 10% nylon	4	100.000	6	
500	<b>MOSS</b>	FABRIC 52% cotton, 22% viscose, 14% polyacrylic, 6% linen, 3% polyester 3% nylon	4-5	50.000	5-7	
500	<b>STEELCUT TRIO 3</b>	FABRIC 90% new wool worsted, 10% nylon	4	100.000	6-7	
600	<b>UNIFORM MELANGE</b>	FABRIC 68% wool, 22% polyamide, 10% polyester	4	100.000	6	
700	<b>CODA 2</b>	FABRIC 90% new wool, 10% nylon	4	100.000	6	
700	<b>SISU</b>	FABRIC 91% new Norwegian wool, 8% new New Zealand wool, 1% nylon	3-4	70.000	7	

leather	
60	<b>NUANCE</b>
80	<b>CERVO</b>
80	<b>DIVINA</b>
80	<b>ELMOSADDLE</b>
80	<b>TUNDRA</b>
indoor & outdoor fabric	
400	<b>ACERO</b>
400	<b>APACHE</b>
500	<b>ERFOUD</b>
500	<b>TAN TAN</b>
500	<b>ZAGORA</b>
600	<b>ROCOCÒ</b>
700	<b>LIBERA</b>

collection	specification	note			
LEATHER	protected leather				
LEATHER	aniline leather, slightly pigmented				
LEATHER	aniline leather, organic pigment				
LEATHER	aniline leather, organic pigment	not available for sofas			
LEATHER	aniline leather, organic pigment				
collection	specification	colour fastness uv outdoor	mar-tindale cycles	colour fastness dry & wet friction	maintenance
OUTDOOR	100% solution dyed arcylic	-	40.000	7-8	
OUTDOOR	100% solution dyed arcylic	-	45.000	7-8	
OUTDOOR	100% solution dyed arcylic	-	50.000	7-8	
OUTDOOR	100% solution dyed arcylic	-	50.000	7-8	
OUTDOOR	100% solution dyed arcylic	-	50.000	7-8	
OUTDOOR	97% polypropylene, 3% polyester	-	40.000	-	
OUTDOOR	100% polypropylene	-	40.000	-	

Do not wash in water

Wash in cold water

Hand wash only

Do not bleach

Bleach

Do not tumble dry

Tumble dry

Machine wash at 30°C max

Machine wash at 30°C max, mild process

Machine wash at 30°C max, very mild process

Machine wash at 40°C max

Dry clean

Do not dry clean

Do not centrifuge

To iron use cool setting (max 110°C)

To iron use medium setting (max 150°C)

To iron use hot setting (max 200°C)

Do not iron

Iron on reverse side

Dry clean using perchloroethylene only

Dry clean with perchloroethylene, use precautions

# 3angle



DESIGN: GRUPA, 2012

**3angle** collection consists of a sofa, an armchair and a pouf. They will completely change your perspective on sofas starting from the ergonomic shape of the armrests folded in the middle, which imitate the line of a human hand in the sitting position. The accentuated crystal form of 3angle is softened with comfortable padding, creating a perfect combination of a character form and softness necessary for sitting comfort. 3angle is an excellent choice for your business lounges, and at the same time a true refuge for informal and relaxed sitting.

STRUCTURE solid wood, plywood

BASE metal + powder coating BLACK

SUSPENSION wave springs

UPHOLSTERY fabric / leather

SEAT & BACKREST HR foam, polyester wadding

## MANDATORY TO SPECIFY:

– upholstery i.e. ARCO JADE 400




### ARMCHAIR

w 39 1/4" × d 33 3/4" × h 33 3/4"  
w 100 × d 86 × h 86 cm



### 2SEATER SOFA

w 63" × d 33 3/4" × h 33 3/4"  
w 160 × d 86 × h 86 cm



### POUF

w 29 3/4" × d 33 3/4" × h 16 3/4"  
w 85 × d 75 × h 42 cm



SITTING HEIGHT 17 3/4" (45 cm), SITTING DEPTH 20 3/4" (52 cm), ARMREST HEIGHT 25 3/4" (65 cm)

COF	COL	100	200	300	400	500	600	700	60	80
3.209	3.317	-	3.317	3.453	3.605	3.759	3.911	4.066	5.585	6.263

COF	COL	100	200	300	400	500	600	700	60	80
4.280	4.434	-	4.434	4.627	4.841	5.057	5.270	5.486	7.435	8.408

COF	COL	100	200	300	400	500	600	700	60	80
1.152	1.209	-	1.209	1.279	1.358	1.437	1.516	1.596	2.087	2.427

w - width / d - depth / h - height

All prices are in USD

# Absent

## modular sofa



DESIGN: NUMEN / FOR USE, 2019

**Absent** is a modular system combining various backrest heights with three different seat depths providing a fully customised lounging experience. The slightly rounded segment edges take on vibrant and dynamic shapes with smooth, futuristic undertones.

STRUCTURE	plywood, metal	ARMREST	solid wood + oil, lacquer or BLACK varnish matte / teak + outdoor oil
SUSPENSION	GOODSIDE® slats	UPHOLSTERY	fabric (removable)
SEAT & BACKREST	HR foam, polyester wadding	DECORATIVE CUSHIONS	HR foam, feather
BASE	solid wood + BLACK varnish matte / oak for indoor, teak for outdoor		

### MANDATORY TO SPECIFY

- modules specification and dimensions
- finishing for armrest *i.e.* OAK NATURE
- upholstery *i.e.* ARCO JADE 400
- sketch of the configuration

SITTING HEIGHT 13¾" (35 CM), SITTING DEPTH WITH CUSHIONS, 23¾" (60 CM) FOR SEAT S, 27¾" (70 CM) FOR SEAT M AND 51¼" (130 CM) FOR SEAT L

#### SEAT S + BACKREST

w 35¾" × d 45¼" × h 29¾" / 35¾"  
w 90 × d 115 × h 75 / 90 cm



OUTDOOR

#### SEAT M + BACKREST

w 35¾" × d 49¼" × h 29¾" / 35¾"  
w 90 × d 125 × h 75 / 90 cm



OUTDOOR

	COF	COL	100	200	300	400	500	600	700	60	80
LOW	3.028	-	-	3.219	3.465	3.739	4.013	4.287	4.561	-	-
HIGH	3.320	-	-	3.526	3.793	4.089	4.386	4.681	4.978	-	-
				200	300	400	500	600	700		
			LOW	3.766	4.054	4.375	4.695	5.016	5.336		
			HIGH	4.125	4.438	4.784	5.132	5.477	5.824		

	COF	COL	100	200	300	400	500	600	700	60	80
LOW	3.204	-	-	3.397	3.647	3.924	4.199	4.476	4.754	-	-
HIGH	3.513	-	-	3.721	3.991	4.288	4.587	4.889	5.188	-	-
				200	300	400	500	600	700		
			LOW	3.974	4.267	4.591	4.913	5.237	5.562		
			HIGH	4.354	4.669	5.017	5.367	5.720	6.070		

w - width / d - depth / h - height

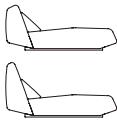
All prices are in USD

# Absent

## modular sofa

### SEAT L + BACKREST

w 35 $\frac{3}{4}$ " x d 72 $\frac{3}{4}$ " x h 29 $\frac{3}{4}$ " / 35 $\frac{3}{4}$ "  
w 90 x d 185 x h 75 / 90 cm



**OUTDOOR**

	COF	COL	100	200	300	400	500	600	700	60	80
<b>LOW</b>	3.953	-	-	4.188	4.488	4.823	5.156	5.491	5.825	-	-
<b>HIGH</b>	4.244	-	-	4.493	4.813	5.169	5.526	5.882	6.239	-	-
				<b>200</b>	<b>300</b>	<b>400</b>	<b>500</b>	<b>600</b>	<b>700</b>		
<b>LOW</b>				4.900	5.251	5.643	6.033	6.424	6.815		
<b>HIGH</b>				5.257	5.631	6.048	6.465	6.882	7.300		

### CORNER S LOW

w 45 $\frac{1}{4}$ " x d 45 $\frac{1}{4}$ " x h 29 $\frac{3}{4}$ "  
w 115 x d 115 x h 75 cm



**OUTDOOR**

	COF	COL	100	200	300	400	500	600	700	60	80
	3.706	-	-	3.929	4.216	4.533	4.851	5.169	5.486	-	-
				<b>200</b>	<b>300</b>	<b>400</b>	<b>500</b>	<b>600</b>	<b>700</b>		
				4.597	4.933	5.304	5.676	6.048	6.419		

### CORNER M LOW

w 49 $\frac{1}{4}$ " x d 49 $\frac{1}{4}$ " x h 29 $\frac{3}{4}$ "  
w 125 x d 125 x h 75 cm



**OUTDOOR**

	COF	COL	100	200	300	400	500	600	700	60	80
	4.249	-	-	4.524	4.881	5.275	5.671	6.065	6.458	-	-
				<b>200</b>	<b>300</b>	<b>400</b>	<b>500</b>	<b>600</b>	<b>700</b>		
				5.293	5.711	6.172	6.635	7.096	7.556		

### POUF

w 35 $\frac{3}{4}$ " x d 31 $\frac{1}{4}$ " x h 15"  
w 90 x d 80 x h 38 cm



**OUTDOOR**

	COF	COL	100	200	300	400	500	600	700	60	80
	1.472	-	-	1.541	1.634	1.734	1.838	1.939	2.039	-	-
				<b>200</b>	<b>300</b>	<b>400</b>	<b>500</b>	<b>600</b>	<b>700</b>		
				1.803	1.912	2.029	2.150	2.269	2.386		

### ARMREST

w 20 $\frac{3}{4}$ " x d 3 $\frac{3}{4}$ " x h 19 $\frac{1}{4}$ "  
w 53 x d 9.5 x h 49 cm



**OAK**

**TEAK**

785

1.570

w - width / d - depth / h - height

All prices are in USD

#### NOTE

- EVERY SEAT COMES WITH DECORATIVE CUSHION FILLED WITH FEATHER
- CORNER MODULES ARE THE ONLY MODULES THAT COME WITH BACKREST AND SEAT TOGETHER

# Absent XS

## modular sofa



DESIGN: NUMEN / FOR USE, 2023

The already well-known and beloved **Absent** got a younger brother, the XS module, which makes it more suitable to smaller places. The module is 15 cm smaller in width, and 8 cm smaller in depth. The comfort, which is the very important quality of Absent, has not been compromised in any way.

We also added an interestingly modelled armrest that can be mounted to any module on one side or both sides of it. The same armrest is also suitable for regular Absent modules.

STRUCTURE	plywood, metal	ARMREST	solid wood + oil, lacquer or BLACK varnish matte / teak + outdoor oil
SUSPENSION	GOODSIDE® slats	UPHOLSTERY	fabric (removable)
SEAT & BACKREST	HR foam, polyester wadding	DECORATIVE CUSHIONS	HR foam, feather
BASE	solid wood + BLACK varnish matte / oak for indoor, teak for outdoor		

### MANDATORY TO SPECIFY

- modules specification and dimensions
- finishing for armrest *i.e.* OAK NATURE
- upholstery *i.e.* ARCO JADE 400
- sketch of the configuration

SITTING HEIGHT 13<sup>3</sup>/<sub>4</sub>" (35 cm), SITTING DEPTH WITH CUSHIONS 17<sup>3</sup>/<sub>4</sub>" (45 cm) FOR SEAT XS AND 39<sup>1</sup>/<sub>4</sub>" (100 cm) FOR SEAT L XS

**SEAT XS + BACKREST**  
w 29<sup>3</sup>/<sub>4</sub>" × d 41<sup>1</sup>/<sub>4</sub>" × h 29<sup>3</sup>/<sub>4</sub>"  
w 75 × d 105 × h 75 cm



**OUTDOOR**

**SEAT L XS + BACKREST**  
w 29<sup>3</sup>/<sub>4</sub>" × d 63" × h 29<sup>3</sup>/<sub>4</sub>"  
w 75 × d 160 × h 75 cm



**OUTDOOR**

COF	COL	100	200	300	400	500	600	700	60	80
2.978	-	-	3.069	3.186	3.317	3.447	3.576	3.706	-	-
			200	300	400	500	600	700		
			3.591	3.728	3.881	4.033	4.184	4.336		

COF	COL	100	200	300	400	500	600	700	60	80
4.142	-	-	4.257	4.404	4.566	4.731	4.894	5.059	-	-
			200	300	400	500	600	700		
			4.981	5.153	5.342	5.535	5.726	5.919		

w - width / d - depth / h - height

All prices are in USD

# Absent XS

## modular sofa

### CORNER XS

w 43¼" × d 43¼" × h 29¾"  
w 110 × d 110 × h 75 cm



### OUTDOOR

COF	COL	100	200	300	400	500	600	700	60	80
3.947	-	-	4.087	4.269	4.468	4.671	4.871	5.072	-	-
			200	300	400	500	600	700		
			4.782	4.995	5.228	5.465	5.699	5.934		

### POUF XS

w 31" × d 29¼" × h 14¼"  
w 79 × d 74 × h 36 cm



### OUTDOOR

COF	COL	100	200	300	400	500	600	700	60	80
1.443	-	-	1.510	1.601	1.699	1.801	1.900	1.998	-	-
			200	300	400	500	600	700		
			1.767	1.873	1.988	2.107	2.223	2.338		

### ARMREST

w 20¾" × d 3¾" × h 19¼"  
w 53 × d 9,5 × h 49 cm



### OAK

### TEAK

785

1.570

w - width / d - depth / h - height

All prices are in USD

### NOTE

- EVERY SEAT COMES WITH DECORATIVE CUSHION FILLED WITH FEATHER
- CORNER MODULES ARE THE ONLY MODULES THAT COME WITH BACKREST AND SEAT TOGETHER

# Aire

## modular sofa

MODULES 90/110



DESIGN: RAMOS+BASSOL, 2025

Prostoria's new modular sofa, **Aire**, is set to debut at Salone del Mobile 2025. Designed by the renowned Spanish duo Ramos+Bassols, Aire introduces a fresh perspective on contemporary seating.

Aire's defining feature is its floating base, which enhances its visual lightness while serving as an organizational platform for modular elements such as side or end tables. Combined with soft lines and exceptional comfort, this design detail creates a sense of weightlessness, making Aire an ideal centerpiece for both residential and commercial interiors

STRUCTURE	plywood, metal	BASE	metal + solid wood / metal / upholstered, fabric
SUSPENSION	elastic webbing	TABLE TOP	solid wood + oak plywood + color varnish matte / solid wood brushed oak
SEAT	HR foam + memory foam, polyester wadding, feather	UPHOLSTERY	fabric (removable), leather
BACKREST	HR foam, polyester wadding, feather		

### MANDATORY TO SPECIFY

- modules specification and dimensions
- upholstery i.e. 166 HALLINGDAL 65 500
- sketch of the configuration
- module width, 35 2/4" or 43 1/4" (90 cm or 110 cm)
- armrest height, high 28 1/4" or low 22 2/4" (high 72 cm or low 57 cm)

SITTING HEIGHT 15 3/4"/16 3/4" (40/42 cm), SITTING DEPTH 28 3/4" (72 cm)

#### 1SEATER

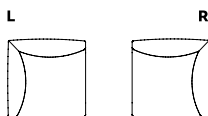
w 35 3/4"/43 1/4" × d 38 3/4" × h 28 3/4"/29 3/4"  
w 90/110 × d 98 × h 72/74 cm



#### 1SEATER

##### + HIGH / LOW ARMREST

w 37 3/4"/45 1/4" × d 38 3/4" × h 28 3/4"/29 3/4"  
w 95/115 × d 98 × h 72/74 cm



w - width / d - depth / h - height

	COF	COL	200	300	400	500	600	700	60	80
90	2.244	2.330	2.330	2.440	2.564	2.688	2.812	2.935	3.231	3.676
110	2.556	2.657	2.657	2.784	2.925	3.069	3.211	3.353	3.694	4.206

	COF	COL	200	300	400	500	600	700	60	80
90	3.092	3.219	3.219	3.383	3.564	3.746	3.927	4.109	4.546	5.199
110	3.374	3.515	3.515	3.694	3.896	4.095	4.295	4.496	4.976	5.699

MODULES ARE AVAILABLE IN TWO WIDTHS 35 3/4" & 43 1/4" (90 & 110 CM) AND TWO ARMREST HEIGHTS 22 2/4" & 28 3/4" (57 & 72 CM)

All prices are in USD

# Aire

## modular sofa

MODULES 90/110

**CORNER**

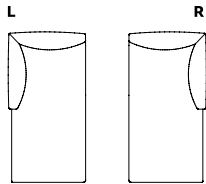
w 38<sup>3</sup>/<sub>4</sub>" × d 38<sup>3</sup>/<sub>4</sub>" × h 28<sup>3</sup>/<sub>4</sub>"/29<sup>3</sup>/<sub>4</sub>"  
w 98 × d 98 × h 72/74 cm



	COF	COL	200	300	400	500	600	700	60	80
<b>90</b>	3.092	3.219	3.219	3.383	3.564	3.746	3.927	4.109	4.546	5.199

**CHAISE LOUNGE (L/R)  
WITH HIGH/LOW ARMREST**

w 37<sup>3</sup>/<sub>4</sub>"/45<sup>3</sup>/<sub>4</sub>" × d 74 × h 28<sup>3</sup>/<sub>4</sub>"/29<sup>3</sup>/<sub>4</sub>"  
w 95/115 × d 188 × h 72/74 cm



	COF	COL	200	300	400	500	600	700	60	80
<b>90</b>	4.429	4.604	4.604	4.828	5.077	5.326	5.575	5.825	6.423	7.321
<b>110</b>	4.934	5.128	5.128	5.377	5.655	5.932	6.209	6.486	7.151	8.149

**ISLAND**

w 35<sup>3</sup>/<sub>4</sub>"/43<sup>3</sup>/<sub>4</sub>" × d 35<sup>3</sup>/<sub>4</sub>" × h 15<sup>3</sup>/<sub>4</sub>"/16<sup>3</sup>/<sub>4</sub>"  
w 90/110 × d 90 × v 40/42 cm



	COF	COL	200	300	400	500	600	700	60	80
<b>90</b>	1.337	1.384	1.384	1.445	1.513	1.581	1.648	1.716	1.878	2.120
<b>110</b>	1.559	1.614	1.614	1.683	1.759	1.836	1.914	1.990	2.175	2.452

w - width / d - depth / h - height

All prices are in USD

# Aire

## extended

### & low tables



**EXTENSION TABLE 90  
PLATFORM BASE PU**

w 35¾" × d 35¾" × h 5¾"  
w 90 × d 90 × h 14 cm



**EXTENSION TABLE 110  
PLATFORM BASE PU**

w 43" × d 35¾" × h 5¾"  
w 110 × d 90 × h 14 cm



**EXTENSION TABLE 90  
BASE WITH LEGS L/LU**

w 35 / 35¾" / 35¾" × d 35" × h 5¾"  
w 89/90/91 × d 89 × h 14 cm



**EXTENSION TABLE 110  
BASE WITH LEGS L/LU**

w 43 / 43¾" / 43¾" × d 35" × h 5¾"  
w 109/110/111 × d 89 × h 14 cm



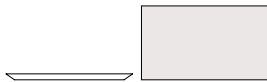
**TABLE 90**

w 35¾" × d 35¾" × h 5¾"  
w 90 × d 90 × h 14 cm



**TABLE 180**

w 70¾" × d 35¾" × h 5¾"  
w 180 × d 90 × h 14 cm



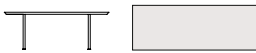
**SMALL TABLE 90**

w 11¾" × d 33¾" × h 13"  
w 30 × d 85 × h 33 cm







**SMALL TABLE 110**




w 11¾" × d 41¼" × h 13"  
w 30 × d 105 × h 33 cm






w - width / d - depth / h - height

	OAK / ASH	WALNUT	
 <b>MIDDLE</b>	1.756	2.002	<b>MIDDLE</b> - WHEN IT IS IN THE MIDDLE OF THE COMPOSITION, <b>END L/R</b> - LEFT OR RIGHT END OF THE COMPOSITION, CANNOT BE PLACED IN CORNERS.
 <b>END L/R</b>	1.968	2.244	

	OAK / ASH	WALNUT	
 <b>MIDDLE</b>	2.056	2.344	<b>MIDDLE</b> - WHEN IT IS IN THE MIDDLE OF THE COMPOSITION, <b>END L/R</b> - LEFT OR RIGHT END OF THE COMPOSITION, CANNOT BE PLACED IN CORNERS.
 <b>END L/R</b>	2.308	2.631	

	OAK / ASH	WALNUT	
 <b>SELFSTANDING</b>	848	967	<b>NOTE</b> IF THERE IS AN EXTENDED TABLE 90 OR 110 AT THE END OF THE BASE, IT IS NOT POSSIBLE TO ADD EXTENSION BASES TO IT
 <b>END L/R</b>	848	967	
 <b>MIDDLE</b>	848	967	

	OAK / ASH	WALNUT	
 <b>SELFSTANDING</b>	945	1.077	<b>NOTE</b> IF THERE IS AN EXTENDED TABLE 90 OR 110 AT THE END OF THE BASE, IT IS NOT POSSIBLE TO ADD EXTENSION BASES TO IT
 <b>END L/R</b>	945	1.077	
 <b>MIDDLE</b>	945	1.077	

OAK / BRUSHED OAK / ASH	WALNUT
2.218	2.529

OAK / BRUSHED OAK / ASH	WALNUT
4.308	4.911

OAK / BRUSHED OAK / ASH	WALNUT
635	724

OAK / BRUSHED OAK / ASH	WALNUT
1.013	1.155

All prices are in USD

**NOTE**

- EXTENSION TABLES ARE NOT AVAILABLE IN THE CORNERS OF COMPOSITIONS.
- EXTENSION TABLES CAN BE PLACED IN THE MIDDLE OF THE COMPOSITION OR AT THE END OF THE COMPOSITION THE BASE OPTION **B** AND **C**
- SHELF CAN BE USED ON AN ISLAND OR AN EXTENDED PART MODULE.

# Aire

## bases

### A) PLATFORM UPHOLSTERED



TO CHOOSE:  
MIDDLE  
END L/R  
SELFSTANDING

	COF	COL	200	300	400	500	600	700	60	80
<b>PU1</b> 1 SEATER w 35 2/4" x d 35 2/4" w 90 x d 90 cm	825	866	866	921	982	1.043	1.104	1.163	1.308	1.528
<b>PU2</b> 2 SEATER w 70 3/4" x d 35 2/4" w 180 x d 90 cm	1.520	1.592	1.592	1.685	1.787	1.889	1.992	2.094	2.340	2.709
<b>PU3</b> 3 SEATER w 106 1/4" x d 35 2/4" w 270 x d 90 cm	2.143	2.244	2.244	2.374	2.518	2.663	2.807	2.952	3.298	3.818
<b>PU4</b> CHAISE LONGUE w 35 2/4" x d 70 3/4" w 90 x d 180 cm	1.520	1.592	1.592	1.685	1.787	1.889	1.992	2.094	2.340	2.709
<b>PU5</b> CORNER w 35 2/4" x d 35 2/4" w 90 x d 90 cm	825	866	866	921	982	1.043	1.104	1.163	1.308	1.528
<b>PU6</b> 1 SEATER 110 w 43 1/4" x d 35 2/4" w 110 x d 90 cm	917	967	967	1.030	1.099	1.170	1.239	1.308	1.477	1.729
<b>PU7</b> 2 X MODULE 110 w 86 2/4" x d 35 2/4" w 220 x d 90 cm	1.700	1.784	1.784	1.893	2.015	2.135	2.257	2.378	2.668	3.105
<b>PU8</b> CHAISE LONGUE 110 w 43 1/4" x d 70 3/4" w 110 x d 180 cm	1.700	1.784	1.784	1.893	2.015	2.135	2.257	2.378	2.668	3.105

SOFA WITH BASE PU IS AVAILABLE ONLY IN HEIGHT 28 3/4" (72 cm)

w - width / d - depth / h - height

All prices are in USD

# Aire

## bases

### B) LEGS



TO CHOOSE:  
**MIDDLE**  
**END L/R**  
**SELFSTANDING**

L1	L2	L3	L4	L5	L6	L7
1 SEATER 90 CORNER ISLAND	2 SEATER 90 CHAISE LONGUE	3 SEATER 90	1 SEATER 110 ISLAND	2 SEATER 110	3 SEATER 110	110 CHAISE LONGUE
w 35 2/4" x d 35 2/4" w 90 x d 90 cm	w 70 3/4" x d 35 2/4" w 180 x d 90 cm	w 106 1/4" x 35 2/4" w 270 x d 90 cm	w 43 1/4" x d 35 2/4" w 110 x d 90 cm	w 86 2/4" x d 35 2/4" w 220 x d 90 cm	w 130" x d 35 2/4" w 330 x d 90 cm	w 43 1/4" x d 70 3/4" w 110 x d 180 cm
876	1.216	1.508	965	1.348	1.884	1.348

SOFA WITH BASE L IS AVAILABLE IN TWO HEIGHTS: 28 1/4" AND 29 1/4" (72 AND 74 cm); THE PRICE IS THE SAME FOR BOTH HEIGHTS;

w - width / d - depth / h - height

All prices are in USD

#### NOTE

- WOODEN LEGS ARE AVAILABLE IN OAK/ASH, WALNUT, OR OAK MATT VARNISH COLOR

# Aire

## bases

### C) LEGS UPHOLSTERED



TO CHOOSE:  
MIDDLE  
END L/R  
SELFSTANDING

	COF	COL	200	300	400	500	600	700	60	80
<b>LU1</b> 1 SEATER 90 CORNER ISLAND w 35 2/4" × d 35 2/4" w 90 × d 90 cm	1.007	1.049	1.049	1.104	1.165	1.224	1.285	1.346	1.492	1.709
<b>LU2</b> 2 SEATER 90 CHAISE LONGUE w 70 3/4" × d 35 2/4" w 180 × d 90 cm	1.419	1.490	1.490	1.582	1.685	1.787	1.889	1.992	2.239	2.607
<b>LU3</b> 3 SEATER 90 w 106 1/4" × d 35 2/4" w 270 × d 90 cm	1.800	1.901	1.901	2.031	2.176	2.320	2.465	2.609	2.955	3.477
<b>LU4</b> 1 SEATER 110 ISLAND w 43 1/4" × d 35 2/4" w 110 × d 90 cm	1.119	1.168	1.168	1.231	1.300	1.371	1.440	1.511	1.678	1.931
<b>LU5</b> 2 SEATER 110 w 86 2/4" × d 35 2/4" w 220 × d 90 cm	1.592	1.676	1.676	1.787	1.907	2.028	2.150	2.270	2.562	2.998
<b>LU6</b> 3 SEATER 110 w 130" × d 35 2/4" w 330 × d 90 cm	2.254	2.388	2.388	2.559	2.751	2.942	3.132	3.323	3.782	4.470
<b>LU7</b> 110 CHAISE LONGUE w 43 1/4" × d 70 3/4" w 110 × d 180 cm	1.592	1.676	1.676	1.787	1.907	2.028	2.150	2.270	2.562	2.998

SOFA WITH BASE LU IS AVAILABLE IN TWO HEIGHTS: 28 3/4" AND 29 3/4" (72 AND 74 CM); THE PRICE IS THE SAME FOR BOTH HEIGHTS

w - width / d - depth / h - height

All prices are in USD

#### NOTE

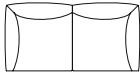
- SOFA IS AVAILABLE IN TWO HEIGHTS: 28 3/4" AND 29 3/4" (72 AND 74 CM), DEPENDING ON THE CHOICE OF BASE (BASES, L AND LU ARE AVAILABLE IN BOTH HEIGHTS; PU BASE IS ALWAYS OF THE HEIGHT OF 28 3/4" [72 CM])

# Aire

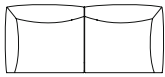
## compositions

**2 SEATER 90**

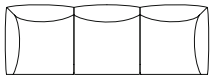
w 74¾" × d 38¾" × h 28¾"  
w 190 × d 98 × h 72 cm

**3 SEATER 110**

w 90¾" × d 38¾" × h 28¾"/29¾"  
w 230 × d 98 × h 72/74 cm

**3 SEATER 90**

w 110¼" × d 38¾" × h 28¾"/29¾"  
w 280 × d 98 × h 72/74 cm

**4 SEATER 110**

w 133¾" × d 38¾" × h 28¾"/29¾"  
w 340 × d 98 × h 72/74 cm



w - width / d - depth / h - height

	COF	COL	200	300	400	500	600	700	60	80
<b>A)</b>	7.704	8.030	8.030	8.451	8.915	9.381	9.846	10.312	11.432	13.107
<b>B)</b>	7.400	7.654	7.654	7.982	8.344	8.708	9.070	9.434	10.308	11.614
<b>C)</b>	7.603	7.928	7.928	8.348	8.813	9.279	9.743	10.210	11.331	13.005

1 SEATER 90 + H/L ARMREST **L** + 1 SEATER 90 + H/L ARMREST **R**

A) PU2, SELFSTANDING, B) L2, C) LU2

	COF	COL	200	300	400	500	600	700	60	80
<b>A)</b>	8.448	8.814	8.814	9.281	9.807	10.325	10.847	11.370	12.620	14.503
<b>B)</b>	8.096	8.378	8.378	8.736	9.140	9.538	9.938	10.340	11.300	12.746
<b>C)</b>	8.340	8.706	8.706	9.175	9.699	10.218	10.740	11.262	12.514	14.396

1 SEATER 110 + H/L ARMREST **L** + 1 SEATER 110 + H/L ARMREST **R**

A) PU7 SELFSTANDING, B) L5, C) LU5

	COF	COL	200	300	400	500	600	700	60	80
<b>A)</b>	10.571	11.012	11.012	11.580	12.210	12.843	13.473	14.105	15.621	17.892
<b>B)</b>	9.936	10.276	10.276	10.714	11.200	11.688	12.174	12.661	13.831	15.582
<b>C)</b>	10.228	10.669	10.669	11.237	11.868	12.500	13.131	13.762	15.278	17.551

1 SEATER 90 + H/L ARMREST **L** + 1 SEATER 90 + 1 SEATER 90 + H/L ARMREST **R**

A) PU3 SELFSTANDING, B) L3, C) LU3

	COF	COL	200	300	400	500	600	700	60	80
<b>A)</b>	11.921	12.438	12.438	13.095	13.831	14.564	15.297	16.031	17.791	20.438
<b>B)</b>	11.188	11.571	11.571	12.056	12.601	13.143	13.685	14.229	15.530	17.488
<b>C)</b>	11.558	12.075	12.075	12.731	13.468	14.201	14.933	15.668	17.428	20.074

1 SEATER 110 + H/L ARMREST **L** + 1 SEATER 110 + 1 SEATER 110 + H/L ARMREST **R**

A) PU6 END L/R + PU7 END L/R, B) L6, C) LU6

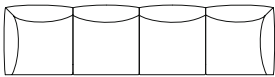
All prices are in USD

# Aire

## compositions

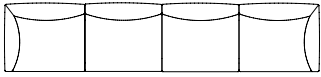
### 4 SEATER 90

w 145½" × d 38¾" × h 28¾"/29¼"  
w 370 × d 98 × h 72/74 cm



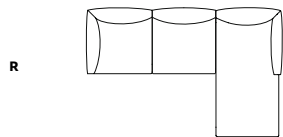
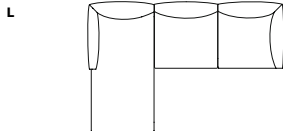
### 110 COMPOSITION 01

w 177¼" × d 38¾" × h 28¾"/29¼"  
w 450 × d 98 × h 72/74 cm



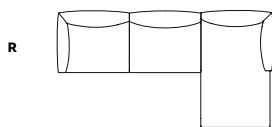
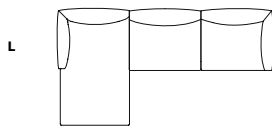
### 90 COMPOSITION 01 L/R

w 110¼" × d 74" × h 28¾"/29¼"  
w 280 × d 188 × h 72/74 cm



### 110 COMPOSITION 02 L/R

w 133¾" × d 74" × h 28¾"/29¼"  
w 340 × d 188 × h 72/74 cm



w - width / d - depth / h - height

	COF	COL	200	300	400	500	600	700	60	80
A)	13.712	14.282	14.282	15.016	15.830	16.646	17.462	18.276	20.234	23.168
B)	13.104	13.530	13.530	14.078	14.688	15.300	15.910	16.520	17.986	20.182
C)	13.510	14.078	14.078	14.810	15.626	16.442	17.256	18.072	20.032	22.964

1 SEATER 90 + H/L ARMREST **L** + 2 × 1 SEATER 90 + 1 SEATER 90 + H/L ARMREST **R**  
A) 2 × PU2 END L/R, B) 2 × L2, C) 2 × LU2

	COF	COL	200	300	400	500	600	700	60	80
A)	15.260	15.912	15.912	16.742	17.672	18.598	19.526	20.454	22.676	26.020
B)	14.556	15.040	15.040	15.652	16.338	17.024	17.708	18.394	20.036	22.506
C)	15.044	15.696	15.696	16.530	17.456	18.384	19.312	20.238	22.464	25.806

1 SEATER 110 + H/L ARMREST **L** + 2 × 1 SEATER 110 + 1 SEATER 110 + H/L ARMREST **R**  
A) 2 × PU7 END L/R, B) 2 × L5, C) 2 × LU5

	COF	COL	200	300	400	500	600	700	60	80
A)	12.805	13.337	13.337	14.021	14.779	15.538	16.298	17.057	18.880	21.614
B)	12.197	12.585	12.585	13.083	13.637	14.192	14.746	15.301	16.632	18.628
C)	12.603	13.133	13.133	13.815	14.575	15.334	16.092	16.853	18.678	21.410

CHAISE LONGUE 90 + H/L ARMREST **L/R** + 1 SEATER 90 + 1 SEATER 90 + H/L ARMREST **L/R**  
A) PU4 L/R + PU2 END L/R, B) 2 × L2, C) 2 × LU2

	COF	COL	200	300	400	500	600	700	60	80
A)	14.264	14.868	14.868	15.641	16.506	17.366	18.229	19.091	21.157	24.264
B)	13.560	13.996	13.996	14.551	15.172	15.792	16.411	17.031	18.517	20.750
C)	14.048	14.652	14.652	15.429	16.290	17.152	18.015	18.875	20.945	24.050

CHAISE LONGUE 110 **L/R** + 1 SEATER 110 + 1 SEATER 110 + H/L ARMREST **L/R**  
A) PU8 L/R + PU7 END L/R, B) L5 + L7, C) LU5 + LU7

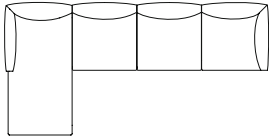
All prices are in USD

# Aire

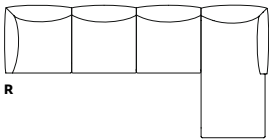
## compositions

### 90 COMPOSITION 02 L/R

w 145½" × d 74" × h 28¾"/29¾"  
w 370 × d 188 × h 72/74 cm



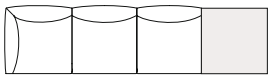
L



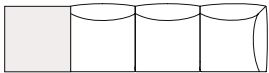
R

### 90 COMPOSITION 03 L/R

w 143¾" × d 38¾" × h 28¾"  
w 365 × d 98 × h 72 cm



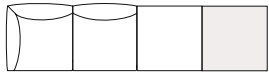
L



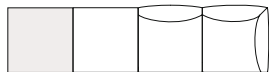
R

### 90 COMPOSITION 04 L/R

w 143¾" × d 38¾" × h 28¾"  
w 365 × d 98 × h 72 cm



L



R

w - width / d - depth / h - height

	COF	COL	200	300	400	500	600	700	60	80
A)	15,672	16,319	16,319	17,150	18,074	19,000	19,925	20,850	23,069	26,399
B)	14,733	15,207	15,207	15,815	16,493	17,172	17,850	18,528	20,155	22,596
C)	15,228	15,874	15,874	16,704	17,630	18,555	19,480	20,405	22,625	25,956

1 SEATER 90 + H/L ARMREST **L/R** + 2 × 1 SEATER 90 + CHAISE LONGUE 90 H/L ARMREST **L/R**

A) PU4 L/R, PU3 END L/R, B) L2 + L3 C) LU2 + LU3

	COF	COL	200	300	400	500	600	700	60	80
A) OAK / ASH	11.691	12.091	12.091	12.605	13.178	13.753	14.326	14.899	16.274	18.337
A) WALNUT	11.967	12.367	12.367	12.881	13.454	14.029	14.602	15.175	16.550	18.613

1 SEATER 90 + H/L ARMREST **L/R** + 2 × 1 SEATER 90 + EXTENSION TABLE 90 **L/R**

A) PU3 END L/R, B) NOT AVAILABLE, C) NOT AVAILABLE

	COF	COL	200	300	400	500	600	700	60	80
A) OAK / ASH	10,784	11,145	11,145	11,610	12,127	12,646	13,162	13,680	14,921	16,781
A) WALNUT	11,060	11,421	11,421	11,886	12,403	12,922	13,438	13,956	15,197	17,057

1 SEATER 90 + H/L ARMREST **L/R** + 1 SEATER 90 + ISLAND 90 + EXTENSION TABLE 90 **L/R**

A) PU3 END L/R, B) NOT AVAILABLE, C) NOT AVAILABLE

All prices are in USD

# Aire

## compositions

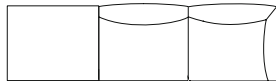
### 110 COMPOSITION 03 L/R

w 132" × d 38¾" × h 28¾"/29¼"  
w 335 × d 98 × h 72/74 cm

L



R



	COF	COL	200	300	400	500	600	700	60	80
A)	10.106	10.537	10.537	11.084	11.694	12.305	12.916	13.525	14.990	17.191
B)	9.373	9.670	9.670	10.045	10.464	10.884	11.304	11.723	12.729	14.241
C)	9.743	10.174	10.174	10.720	11.331	11.942	12.552	13.162	14.627	16.827

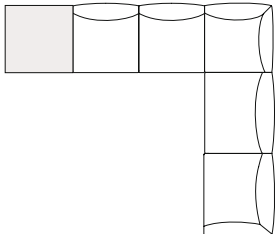
1 SEATER 110 + H/L ARMREST L/R + 1 SEATER 110 + ISLAND 110

A) PU6 END L/R + PU7 END L/R, B) L6, C) LU6

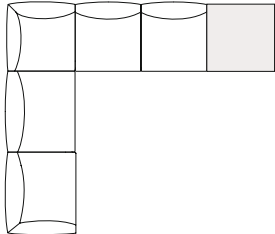
### 90/110 COMPOSITION 05 L/R

w 145" × d 127"¼ × h 28¾"  
w 368 × d 323 × h 72 cm

L



R



	COF	COL	200	300	400	500	600	700	60	80
A) OAK / ASH	19.523	20.261	20.261	21.208	22.265	23.321	24.378	25.431	27.962	31.766
A) WALNUT	19.799	20.537	20.537	21.484	22.541	23.597	24.654	25.707	28.238	32.042

EXTENSION TABLE 90 L, 2X1SEATER 90, CORNER, 1SEATER 110, 1SEATER 110 + H/L ARMREST

A) PU2 MIDDLE + PU5 L/R + PU7 END L/R, B) NOT AVAILABLE, C) NOT AVAILABLE

w - width / d - depth / h - height

All prices are in USD

# Avet

## low tables



DESIGN: NUMEN/FOR USE, 2020

The design of **Avet** low table relies on the light triangular metal construction, whose skeletal lines endow it with certain fragility and weightlessness. With the addition of toned glass surface, the table becomes almost dematerialized, an elegant, shadowy silhouette.

TABLE TOP	smoked glass (PARSOL GREY)
BASE	metal rod $\varnothing$ 10 mm + powder coating BLACK



**LOW TABLE**

w 20 $\frac{3}{4}$ " x d 19 $\frac{2}{3}$ " x h 19 $\frac{1}{4}$ "  
w 50 x d 50 x h 50 cm



1.181

**LOW TABLE**

w 35 $\frac{3}{4}$ " x d 35 $\frac{3}{4}$ " x h 13"  
w 90 x d 90 x h 33 cm



1.673

**LOW TABLE**

w 47 $\frac{1}{4}$ " x d 47 $\frac{1}{4}$ " x h 13"  
w 120 x d 120 x h 33 cm



2.901

w - width / d - depth / h - height

All prices are in USD

**NOTE**

- TABLE TOP IS AVAILABLE ONLY IN PARSOL GREY GLASS
- BASE IS AVAILABLE ONLY IN BLACK POWDER COATED FINISH

# Bavul

## bench & bed




DESIGN: LEA AVIANI, 2020

**Bavul** is a multifunctional upholstered object that transforms from a bench to a bed. Its shape and a name are a reminiscence of a Dalmatian antique chest that was used for storage, seating or travel, and it was handed over as a legacy inside the family. Bavul in its basic form serves as a seating system in a living room, dining room at a table, or in a hallway – waiting to welcome your needs for the additional bed. Its dimensions are also perfect match for the hospitality projects where it saves the precious space. With strong visual appearance and color combinations, Bavul blends in various interior styles.

STRUCTURE	plywood
SEAT	HR foam, polyester wadding
UPHOLSTERY	fabric
BELT	leather

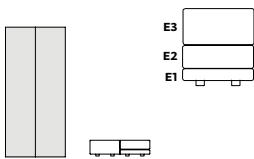
### MANDATORY TO SPECIFY

- colour of the leather belt *i.e. black*
- upholstery in following order: **ELEMENT 1 / ELEMENT 2 / ELEMENT 3**  
*i.e. ORSETTO 05/10 / ORSETTO 98/21 / ARCO JADE 400*



#### BAVUL BENCH AND BED

w 74¾" × d 17¼" × h 18¾"  
w 189 × d 44 × h 47 cm



#### BAVUL BENCH FIXED

w 74¾" × d 17¼" × h 18¾"  
w 189 × d 44 × h 47 cm



SITTING HEIGHT 18¾" (47 cm)

	COF	COL	100	200	300	400	500	600	700	60	80
E1	960	-	-	1.023	1.101	1.186	1.275	1.363	1.450	-	-
E2	1.053	-	-	1.117	1.198	1.287	1.379	1.469	1.558	-	-
E3	1.158	-	-	1.224	1.310	1.403	1.497	1.591	1.686	-	-

	COF	COL	100	200	300	400	500	600	700	60	80
E1	1.008	-	-	1.073	1.157	1.249	1.340	1.436	1.528	-	-
E2	92	-	-	158	244	337	427	523	615	-	-
E3	365	-	-	447	553	667	784	901	1.018	-	-

w - width / d - depth / h - height

All prices are in USD

### NOTE

- DECORATIVE BELTS ARE MADE OF BLACK OR BROWN ANILINE LEATHER CRUST, 2,2 MM THICK; THE SHADE OF LEATHER MAY VARY DUE TO THE NATURE OF ANILINE LEATHER
- ONLY BAVUL BENCH AND BED HAS REMOVABLE FABRIC; BAVUL BENCH FIXED IS NOT AVAILABLE WITH REMOVABLE FABRIC

# Bik

## chairs & barstool



DESIGN: NUMEN/FOR USE, 2018

**Bik** is the chair reduced to its basic elements; four legs, seat and a backrest. A barely visible decrease of width of the legs, frontward inclination of the back legs and slightly overstated curvature of the backrest define the character of this otherwise archetypal chair. Wider back legs are slightly detached aside enabling easy stacking when chairs are not in use. The structure is made of solid wood and the seat and the backrest of molded plywood.

BASE	solid wood + lacquer or varnish matt color	SEAT	plywood, decorative veneer + lacquer or color varnish matte / plywood + upholstered seat
BACKREST	plywood, decorative veneer + lacquer or color varnish matte	UPHOLSTERY	fabric

### MANDATORY TO SPECIFY

- short or long backrest *i.e. short backrest*
- type and finish or colour of the wood *i.e. RED*
- upholstery, when specified *i.e. ARCO JADE 400*
- for lacquered version specify oak lacquered or just lacquered
- lacquered colored veneers option *i.e. Light green lacquer colour or Light green lacquer oak colour*



SITTING HEIGHT 17¾" (45 cm), BARSTOOL SITTING HEIGHT 31" (79 cm) FOR HIGH, 26¾" (68 cm) FOR LOW



**CHAIR WITH SHORT BACKREST**  
w 19" x d 20¾" x h 30¾"  
w 48 x d 52 x h 78 cm



**CHAIR WITH LONG BACKREST**  
w 20" x d 20¾" x h 30¾"  
w 51 x d 52 x h 78 cm

### OAK / ASH / COLOR VARNISH MATTE

642

SHORT BACKREST CHAIR IS STACKABLE, 3 PIECES. LONG BACKREST CHAIR IS STACKABLE, 2 PIECES. UPHOLSTERED CHAIR IS NOT STACKABLE



WITH CUSHION

COF	COL	100	200	300	400	500	600	700	60	80
812	837	-	812	837	861	888	913	937	1.000	1.091

CUSHION

170	195	-	170	195	219	246	271	295	358	449
-----	-----	---	-----	-----	-----	-----	-----	-----	-----	-----



UPHOLSTERED SEAT

881	904	-	881	904	934	962	992	1.018	1.086	1.186
-----	-----	---	-----	-----	-----	-----	-----	-------	-------	-------

### BARSTOOL HIGH

w 19¾" x d 20" x h 41"  
w 50 x d 51 x h 104 cm

### BARSTOOL LOW

w 19¾" x d 18¾" x h 36¼"  
w 50 x d 48 x h 92 cm

### UPHOLSTERED SEAT

#### BARSTOOL HIGH

w 19¾" x d 20" x h 41"  
w 50 x d 51 x h 104 cm

#### BARSTOOL LOW

w 19¾" x d 18¾" x h 36¼"  
w 50 x d 48 x h 92 cm



### OAK / ASH / COLOR VARNISH MATTE

861

COF	COL	100	200	300	400	500	600	700	60	80
977	997	-	977	997	1.020	1.043	1.068	1.089	1.145	1.231

BIK BARSTOOL ONLY COMES WITH LONG BACKREST; BIK WITH UPHOLSTERED SEAT AND WITHOUT ONE HAVE THE SAME DIMENSIONS

w - width / d - depth / h - height

All prices are in USD

### NOTE

- WITH COLORED VARNISH MATTE, THE WOOD GRAIN IS BARELY VISIBLE, WHILE ON LACQUERED OAK IT REMAINS VISIBLE.
- BIK IS AVAILABLE IN OAK OR ASH LACQUER, OR MATTE VARNISH COLOR. WALNUT IS NOT AVAILABLE
- METAL BARS FOR THE LEGS ARE POWDER COATED IN OUR METAL COLOR SELECTION

# Buffa

## armchair



DESIGN: NUMEN / FOR USE, 2024

A puffy, distended shape that suggests immediate comfort, together with spiked edges to further emphasize the inner plumpness. **Buffa**, even the name sounds pliable and absorbent, like a silencer. Its connection to Italian comic opera comes only secondary - through a certain playfulness and flippancy of form. Formally, this was about abandoning a classic sleek and angular style, and making a distinct shift towards the soft, rounded line to create an armchair and a sofa that do not need to be tamed or appeased with cushions.

BASE	steel construction + powder coated color
SEAT & BACKREST	plywood + steel, molded foam + addition of HR foam, polyester wadding
ARMRESTS	steel construction + solid wood + lacquer nature or color varnish matte
UPHOLSTERY SEAT & BACKREST	fabric (non-removable)

### MANDATORY TO SPECIFY

- **type of armchair:** i.e. fixed base or swivel based with auto-return mechanism
- **armrest finishing:** i.e. oak nature
- **upholstery:** i.e. ORSETTO 05/10



SITTING HEIGHT 17¼" (44 cm)



#### ARMCHAIR FIXED ROUND BASE

w 24¾" × d 33¾" × h 33¾"  
w 63 × d 86 × h 86 cm

#### ARMCHAIR SWIVEL BASE

w 24¾" × d 33¾" × h 34¾"  
w 63 × d 86 × h 86 cm

#### ARMCHAIR SWIVEL BASE WITH AUTO-RETURN MECHANISM

w 24¾" × d 33¾" × h 34¾"  
w 63 × d 86 × h 86 cm

COF	COL	100	200	300	400	500	600	700	60	80
2.039	-	-	2.127	2.237	2.363	2.485	2.607	2.732	-	-
2.198	-	-	2.285	2.396	2.518	2.643	2.765	2.889	-	-
2.256	-	-	2.343	2.452	2.576	2.699	2.822	2.947	-	-



#### ARMCHAIR FIXED ROUND BASE + ARMRESTS

w 29¾" × d 33¾" × h 33¾"  
w 75 × d 86 × h 86 cm

#### ARMCHAIR SWIVEL BASE + ARMRESTS

w 29¾" × d 33¾" × h 33¾"  
w 75 × d 86 × h 86 cm

#### ARMCHAIR SWIVEL BASE + ARMRESTS WITH AUTO-RETURN MECHANISM

w 29¾" × d 33¾" × h 33¾"  
w 75 × d 86 × h 86 cm

COF	COL	100	200	300	400	500	600	700	60	80
2.285	-	-	2.373	2.483	2.605	2.731	2.853	2.977	-	-
2.475	-	-	2.562	2.673	2.798	2.921	3.043	3.168	-	-
2.511	-	-	2.597	2.709	2.831	2.954	3.079	3.201	-	-

w - width / d - depth / h - height

All prices are in USD

# Buffa

## armchair

### ARMCHAIR FIXED + ARMRESTS

w 29 $\frac{3}{4}$ " x d 33 $\frac{3}{4}$ " x h 33 $\frac{3}{4}$ "  
w 75 x d 86 x h 86 cm



COF	COL	100	200	300	400	500	600	700	60	80
2.170	-	-	2.256	2.366	2.492	2.614	2.736	2.863	-	-



**POUF FIXED ROUND BASE**  
w 26 $\frac{3}{4}$ " x d 24 $\frac{3}{4}$ " x h 16 $\frac{3}{4}$ "  
w 67 x d 63 x h 42 cm

COF	COL	100	200	300	400	500	600	700	60	80
1.155	-	-	1.198	1.254	1.318	1.379	1.444	1.506	-	-

**POUF SWIVEL ROUND BASE**  
w 26 $\frac{3}{4}$ " x d 24 $\frac{3}{4}$ " x h 16 $\frac{3}{4}$ "  
w 67 x d 63 x h 42 cm

COF	COL	100	200	300	400	500	600	700	60	80
1.307	-	-	1.350	1.407	1.472	1.535	1.597	1.660	-	-

w - width / d - depth / h - height

All prices are in USD

#### NOTES

- ARMRESTS ARE AVAILABLE IN OAK (LACQUER OR COLOR VARNISH MATTE) OR WALNUT (LACQUER)

# Buffa

## sofa



DESIGN: NUMEN / FOR USE, 2024

A puffy, distended shape that suggests immediate comfort, together with spiked edges to further emphasize the inner plumpness. **Buffa**, even the name sounds pliable and absorbent, like a silencer. Its connection to Italian comic opera comes only secondary - through a certain playfulness and flippancy of form.

BASE	steel construction
SEAT & BACKREST	plywood + steel, molded foam + addition of HR foam, polyester wadding
ARMRESTS	plywood + steel, molded foam + addition of HR foam, polyester wadding
UPHOLSTERY SEAT & BACKREST	fabric (removable)
LEGS	solid wood + lacquer nature or BLACK varnish matte / metal

### MANDATORY TO SPECIFY

- **type of module** i.e. 2 × 2SEATER SOFA + 2 × ARMREST
- **upholstery** i.e. ORSETTO 05/10
- **type of legs and finishing** i.e B01 + lacquer BLACK
- **sketch of the configuration**

SITTING HEIGHT 42 cm / 16<sup>3</sup>/<sub>4</sub>", SITTING DEPTH OD THE SOFA MODULES IS APPROXIMATELY 65 cm / 25<sup>3</sup>/<sub>4</sub>"

#### 1SEATER

w 80 × d 100 × h 82 cm  
w 31<sup>3</sup>/<sub>4</sub>" × d 39<sup>3</sup>/<sub>4</sub>" × h 32<sup>3</sup>/<sub>4</sub>"



COF	COL	100	200	300	400	500	600	700	60	80
2.198	-	-	2.318	2.472	2.642	2.812	2.980	3.150	-	-

1SEATER IS AVAILABLE ONLY AS PART OF A COMPOSITION

#### 2SEATER

w 155 × d 100 × h 82 cm  
w 61" × d 39<sup>3</sup>/<sub>4</sub>" × h 32<sup>3</sup>/<sub>4</sub>"



COF	COL	100	200	300	400	500	600	700	60	80
3.681	-	-	3.871	4.117	4.389	4.661	4.934	5.207	-	-

#### 3SEATER

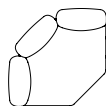
w 232 × d 100 × h 82 cm  
w 91<sup>3</sup>/<sub>4</sub>" × d 39<sup>3</sup>/<sub>4</sub>" × h 32<sup>3</sup>/<sub>4</sub>"



COF	COL	100	200	300	400	500	600	700	60	80
5.219	-	-	5.501	5.862	6.263	6.663	7.065	7.465	-	-

#### CORNER

w 150 × d 150 × h 82 cm  
w 59" × d 59" × h 32<sup>3</sup>/<sub>4</sub>"



COF	COL	100	200	300	400	500	600	700	60	80
4.967	-	-	5.226	5.561	5.930	6.300	6.671	7.041	-	-

w - width / d - depth / h - height

All prices are in USD

# Buffa

## sofa

**ARMREST (L/R)**

w 27 × d 80 × h 47 cm  
w 31¾" × d 10¾" × h 18¾"



**BACKREST**

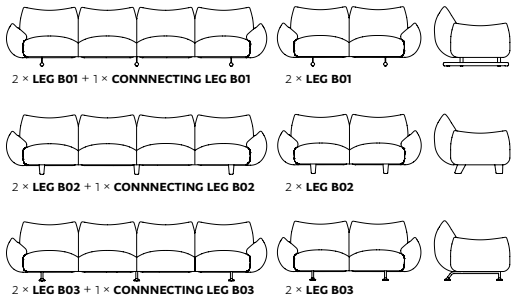
w 80 × d 35 × h 70 cm  
w 31¾" × d 13¾" × h 26¾"



COF	COL	100	200	300	400	500	600	700	60	80
488	-	-	525	571	622	673	724	774	-	-

COF	COL	100	200	300	400	500	600	700	60	80
861	-	-	927	1.016	1.115	1.211	1.310	1.407	-	-

CAN BE USED WHEN CONNECTING TWO MODULES (2 × 2 SEATER OR 2SEATER + 3SEATER) IN A CORNER COMPOSITION OR INSTEAD OF THE ARMREST IN A REGULAR 2SEATER OR 1SEATER



LEG (1 PIECE)	CONNECTING LEG (1 PIECE)	CORNER LEGS (SET)
<b>B01</b> 396	<b>B01</b> 488	<b>B01</b> 804
<b>B02</b> 439	<b>B02</b> 587	<b>B02</b> 822
<b>B03</b> 551	<b>B03</b> 645	<b>B03</b> 909

INSTRUCTIONS FOR ORDERING LEGS:

- 1SEATER — **1 LEG**
- 2SEATER AND 3SEATER — **2 LEGS** IF IT IS A SELFSTANDING MODULE OR IF IT IS BEING CONNECTED TO A CORNER
- TO CONNECT A LINEAR COMPOSITION, **1 LEG** FOR EACH MODULE (1, 2 OR 3SEATER) AND A **CONNECTING LEG** BETWEEN TWO MODULES (1, 2 OR 3SEATER)
- CORNER LEGS SET** (INCLUDES ALL ELEMENTS USED FOR ASSEMBLING THE CORNER AND CONNECTING TO THE MODULES ON THE SIDES)
- LEGS **B01** AND **B02** ARE AVAILABLE ONLY AS SOLID WOOD + LACQUER NATURE OR BLACK; LEGS **B03** ARE AVAILABLE ONLY IN METAL + POWDER COATING BLACK



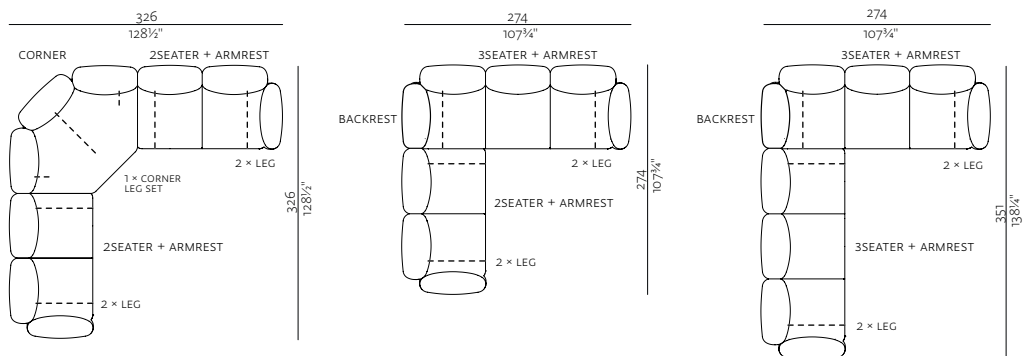
w - width / d - depth / h - height

All prices are in USD

**NOTES**

- CONFIGURATION (MODULE) SHOULD END EITHER WITH BACKREST OR WITH ARMREST
- IF NEITHER BACKREST NOR ARMREST IS USED TO FINISH THE CONFIGURATION (MODULE), IT SHOULD BE STATED IN THE ORDER
- LEGS ARE AVAILABLE IN OAK OR WALNUT

EXAMPLES OF CORNER CONFIGURATIONS WHERE A BACKREST IS ADDED INSTEAD OF AN ARMREST:



# Classic

## modular sofa

83/103



DESIGN: PROSTORIA DESIGN TEAM, 2012

**Classic** collection is unintrusive but its prototypical conception and formal rigidity give it a universal reliable character. It is precisely this universality that allows the soundness of the design and the quality of the materials to speak for themselves. The variety of modules and variations in their width have contributed to the popularity of the set, making it equally suitable for both public and residential spaces.

STRUCTURE	solid wood, plywood	BASE	PVC
SUSPENSION	wave springs	UPHOLSTERY	fabric / leather (removable)
SEAT & BACKREST	HR foam, polyester wadding		

### MANDATORY TO SPECIFY

- modules specification and dimensions
- upholstery *i.e.* ARCO JADE 400
- sketch of the configuration



#### 1SEATER

w 32<sup>3</sup>/<sub>4</sub>"/40<sup>3</sup>/<sub>4</sub>" × d 39<sup>1</sup>/<sub>4</sub>" × h 30<sup>1</sup>/<sub>4</sub>"  
w 83/103 × d 100 × h 77 cm



#### 1SEATER + ARMREST (L/R)

w 39<sup>1</sup>/<sub>4</sub>"/47<sup>1</sup>/<sub>4</sub>" × d 39<sup>1</sup>/<sub>4</sub>" × h 30<sup>1</sup>/<sub>4</sub>"  
w 100/120 × d 100 × h 77 cm



#### 1SEATER EXTENDED (L/R)

w 48<sup>3</sup>/<sub>4</sub>"/56<sup>1</sup>/<sub>4</sub>" × d 39<sup>1</sup>/<sub>4</sub>" × h 30<sup>1</sup>/<sub>4</sub>"  
w 123/143 × d 100 × h 77 cm

SITTING HEIGHT 15<sup>3</sup>/<sub>4</sub>" (40 cm), SITTING DEPTH 22" (56 cm), ARMREST HEIGHT 22" (56 cm)

	COF	COL	100	200	300	400	500	600	700	60	80
<b>83</b>	2.170	2.351	-	2.351	2.584	2.843	3.272	3.569	3.864	4.706	5.669
<b>103</b>	2.346	2.528	-	2.528	2.760	3.020	3.449	3.746	4.041	5.341	6.476

	COF	COL	100	200	300	400	500	600	700	60	80
<b>83</b>	2.729	2.954	-	2.954	3.242	3.564	4.054	4.412	4.770	6.118	7.377
<b>103</b>	2.906	3.130	-	3.130	3.419	3.741	4.231	4.589	4.947	6.806	8.250

	COF	COL	100	200	300	400	500	600	700	60	80
<b>83</b>	2.752	2.958	-	2.958	3.226	3.521	3.874	4.183	4.491	6.262	7.557
<b>103</b>	2.924	3.171	-	3.171	3.486	3.840	4.247	4.612	4.975	6.885	8.366

w - width / d - depth / h - height

All prices are in USD

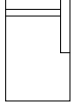
# Classic

## modular sofa

83/103

**CHAISE LONGUE (L/R)**

w 39¼" / 47¼" × d 67" × h 30¼"  
w 100 / 120 × d 170 × h 77 cm



	COF	COL	100	200	300	400	500	600	700	60	80
<b>83</b>	3.285	3.534	-	3.534	3.858	4.214	4.744	5.138	5.532	7.730	9.397
<b>103</b>	3.595	3.886	-	3.886	4.257	4.671	5.226	5.671	6.115	8.555	10.430

**CORNER**


w 39¼" × d 39¼" × h 30¼"  
w 100 × d 100 × h 77 cm



	COF	COL	100	200	300	400	500	600	700	60	80
	2.330	2.567	-	2.567	2.873	3.213	3.637	3.995	4.353	6.027	7.422

**CORNER EXTENDED (L/R)**

w 72/80" × d 39¼" × h 30¼"  
w 183/203 × d 100 × h 77 cm



	COF	COL	100	200	300	400	500	600	700	60	80
<b>83</b>	3.633	3.978	-	3.978	4.422	4.917	5.410	5.904	6.397	8.489	10.341
<b>103</b>	3.780	4.170	-	4.170	4.670	5.224	5.780	6.334	6.890	8.903	10.877

w - width / d - depth / h - height

All prices are in USD

**NOTE**

- INDEX 83/103 REFERS TO THE LENGTH OF THE BACKREST OF BASIC MODULE IN METRIC SYSTEM
- FOR MODULAR SOFAS IT IS NOT POSSIBLE TO COMBINE DIFFERENT MODULE WIDTHS (83/103), DIFFERENT TYPES OF FABRIC OR DIFFERENT COLOURS OF THE SAME FABRIC ON THE SAME SOFA UNIT
- MODULES ARE NOT PADDED ON THE SIDES WHERE JOINING WITH THE OTHER MODULES. IT IS POSSIBLE TO UPHOLSTER AND/OR TO PAD ONE OR BOTH SIDES OF THE MODULE, PAYMENT IS INCREASED BY 10% OF THE MODULE VALUE FOR ONE SIDE OR BY 20% OF THE MODULE VALUE FOR BOTH SIDES

# Classic

## ARMCHAIR

w 39¼" × d 35¼" × h 30¼"  
w 100 × d 90 × h 77 cm



COF	COL	100	200	300	400	500	600	700	60	80
2.914	3.125	-	3.125	3.397	3.699	4.001	4.719	5.095	6.651	8.009

## POUF

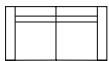
w 32¼" × d 40¼" × h 15¼"  
w 83 × d 103 × h 40 cm



COF	COL	100	200	300	400	500	600	700	60	80
1.706	1.840	-	1.840	2.011	2.203	2.394	2.586	2.777	3.447	4.125

## 2SEATER SOFA

w 65¼" × d 35¼" × h 30¼"  
w 166 × d 90 × h 77 cm

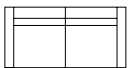


COF	COL	100	200	300	400	500	600	700	60	80
4.056	4.379	-	4.379	4.795	5.259	5.806	6.287	6.768	9.497	11.472

THE WHOLE CONSTRUCTION AND FABRIC ARE MADE AS ONE PIECE (NOT A CLASSIC MODULAR SYSTEM)

## 2.5SEATER SOFA

w 78¾" × d 39¼" × h 30¼"  
w 200 × d 100 × h 77 cm



COF	COL	100	200	300	400	500	600	700	60	80
4.752	5.136	-	5.136	5.631	6.181	6.900	7.486	8.072	11.240	13.647

THE WHOLE CONSTRUCTION AND FABRIC ARE MADE AS ONE PIECE (NOT A CLASSIC MODULAR SYSTEM)

## 3SEATER SOFA

w 94¾" × d 39¼" × h 30¼"  
w 240 × d 100 × h 77 cm



COF	COL	100	200	300	400	500	600	700	60	80
5.166	5.607	-	5.607	6.173	6.803	7.687	8.372	9.057	12.680	15.518

THE WHOLE CONSTRUCTION AND FABRIC ARE MADE AS ONE PIECE (NOT A CLASSIC MODULAR SYSTEM)

w - width / d - depth / h - height

All prices are in USD

## NOTE

- 2SEATER SOFA, 2.5 SEATER SOFA AND 3SEATER SOFA ARE ALSO AVAILABLE IN OPTION WITH ONE LONG SEAT AND SUPPORT CUSHION, WHEN PLACING AN ORDER NOTIFICATION IS NEEDED
- IF NOT SPECIFIED THE PRODUCT WILL BE DELIVERED WITH SEPARATED CUSHIONS
- THIS OPTION IS NOT AVAILABLE IN LEATHER, ONLY IN FABRIC



# Cloud

## modular sofa



DESIGN: SANJA KNEZOVIĆ, 2012

**Cloud** comes from a family of modular sofas, offering a large number of compositions, each adapted to a given space. Its morphology is defined by simple basic lines of a slightly lower armchair and an elevated armrest. The support made of cold foam reinforces its entire volume, while the feather-filled top provides extra softness and a sensation of relaxing 'on the clouds'. In combination with natural fabrics, the experience of relaxation and pleasure reached the maximum point.

STRUCTURE	solid wood, plywood	BASE	PVC
SUSPENSION	GOODSIDE® slats	UPHOLSTERY	fabric / leather (removable)
SEAT & BACKREST	HR foam, polyester wadding, feather		

### MANDATORY TO SPECIFY

- modules specification and dimensions
- armrest height low or high *i.e. low armrest*
- upholstery *i.e. 358 CERVO 80*
- sketch of the configuration



#### 1SEATER

w 40¾" × d 44" × h 27¾"  
w 103 × d 112 × h 70 cm



#### 1SEATER + ARMREST (L/R)

w 52¼" × d 44" × h 27¾"  
w 133 × d 112 × h 70 cm



#### 1SEATER EXTENDED (L/R)

w 60¼"/72" × d 44" × h 27¾"  
w 153/183 × d 112 × h 70 cm



SITTING HEIGHT 15¾" (40 cm), SITTING DEPTH 24¾" (62 cm), ARMREST HEIGHT 27¾"/20¾" (70/53 cm)

	COF	COL	100	200	300	400	500	600	700	60	80
103	2.483	2.632	-	2.632	2.825	3.038	3.282	3.501	3.721	4.815	5.633

AVAILABLE ONLY AS PART OF THE COMPOSITION AND CANNOT BE A FINAL MODUL

	COF	COL	100	200	300	400	500	600	700	60	80
103	3.295	3.493	-	3.493	3.749	4.031	4.458	4.773	5.089	6.975	8.258

AVAILABLE ONLY AS A PART OF SOFA COMPOSITION  
STANDARD ARMREST HEIGHT IS 27¾" (70 cm), A NOTE IS REQUIRED IF YOU WANT TO ORDER ARMREST HEIGHT 20¾" (53 cm)

	COF	COL	100	200	300	400	500	600	700	60	80
153	3.165	3.350	-	3.350	3.587	3.851	4.143	4.414	4.684	6.621	7.753
183	3.623	3.856	-	3.856	4.156	4.490	4.823	5.156	5.490	7.450	8.758

AVAILABLE ONLY AS A PART OF SOFA COMPOSITION

w - width / d - depth / h - height

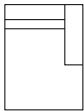
All prices are in USD

# Cloud

## modular sofa

### CHAISE LONGUE (L/R)

w 52¼" × d 69¾" × h 27¾"  
w 133 × d 177 × h 70 cm

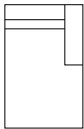


	COF	COL	100	200	300	400	500	600	700	60	80
<b>103</b>	4.208	4.467	-	4.467	4.802	5.173	5.717	6.125	6.534	9.054	10.738
<b>103*</b> <b>SOLO</b>	5.049	5.361	-	5.361	5.762	6.207	6.861	7.351	7.841	10.864	12.887

STANDARD ARMREST HEIGHT IS 27¾" (70 cm), A NOTE IS REQUIRED IF YOU WANT TO ORDER ARMREST HEIGHT 20¾" (53 cm)

### CHAISE LONGUE LONG 207 (L/R)

w 52¼" × d 81¾" × h 27¾"  
w 133 × d 207 × h 70 cm



	COF	COL	100	200	300	400	500	600	700	60	80
<b>103</b>	4.260	4.542	-	4.542	4.905	5.306	5.912	6.359	6.805	9.451	11.301
<b>103*</b> <b>SOLO</b>	5.113	5.452	-	5.452	5.886	6.369	7.095	7.630	8.166	11.342	13.561

STANDARD ARMREST HEIGHT IS 27¾" (70 cm), A NOTE IS REQUIRED IF YOU WANT TO ORDER ARMREST HEIGHT 20¾" (53 cm)

### CORNER

w 41¾" × d 41¾" × h 27¾"  
w 106 × d 106 × h 70 cm



	COF	COL	100	200	300	400	500	600	700	60	80
	2.982	3.140	-	3.140	3.345	3.571	3.912	4.165	4.415	5.991	7.009

AVAILABLE ONLY AS A PART OF SOFA COMPOSITION

### CORNER ASYMMETRICAL (L/R)

w 54" × d 44" × h 27¾"  
w 137 × d 112 × h 70 cm



	COF	COL	100	200	300	400	500	600	700	60	80
	3.213	3.397	-	3.397	3.637	3.901	4.165	4.429	4.693	6.673	7.880

AVAILABLE ONLY AS A PART OF SOFA COMPOSITION

### ARMCHAIR

w 46" × d 40¼" × h 27¾"  
w 117 × d 102 × h 70 cm



	COF	COL	100	200	300	400	500	600	700	60	80
	3.630	3.868	-	3.868	4.175	4.513	4.853	5.193	5.532	7.607	8.989

STANDARD ARMREST HEIGHT IS 27¾" (70 cm), A NOTE IS REQUIRED IF YOU WANT TO ORDER ARMREST HEIGHT 20¾" (53 cm)

w - width / d - depth / h - height

All prices are in USD

### NOTE

- SOLO\* IS A STAND-ALONE MODULE
- THE ACTUAL DIMENSIONS OF THE CORNER ELEMENT ARE 41¾" × 41¾" (106 × 106 cm), AND IN ORDER TO CREATE A CLEARER DRAFT OF THE CORNER ICONS, THE CORNER ELEMENT WAS DRAWN IN DIMENSIONS 44" × 44" (112 × 112 cm). FOR THAT REASON, THE OVERALL DIMENSION OF THE DRAFT COMPOSITION AND THE COMPOSITION OF THE ACTUAL ELEMENT WILL DIFFER BY 2¼" (6 cm).
- THE ACTUAL DIMENSIONS OF THE ASYMMETRIC ANGLE ARE 54" × 44" (137 × 112 cm), AND THESE DIMENSIONS WERE USED TO DRAW THE ICON, HOWEVER, 2¼" (6 cm) IS LOST WHEN CONNECTING OTHER ELEMENTS ON THE NARROWER SIDE OF THE ASYMMETRIC ANGLE.

# Cloud

## modular sofa

**ISLAND**

w 40¾" × d 44" × h 15¾"  
w 103 × d 112 × h 40 cm



**POUF**

w 40¾" × d 32¾" × h 15¾"  
w 103 × d 83 × h 40 cm



**POUF 112**

w 44" × d 44" × h 15¾"  
w 112 × d 112 × h 40 cm



w - width / d - depth / h - height

	COF	COL	100	200	300	400	500	600	700	60	80
<b>103</b>	1.805	1.939	-	1.939	2.107	2.297	2.485	2.673	2.863	3.526	4.155

AVAILABLE ONLY AS A PART OF SOFA COMPOSITION

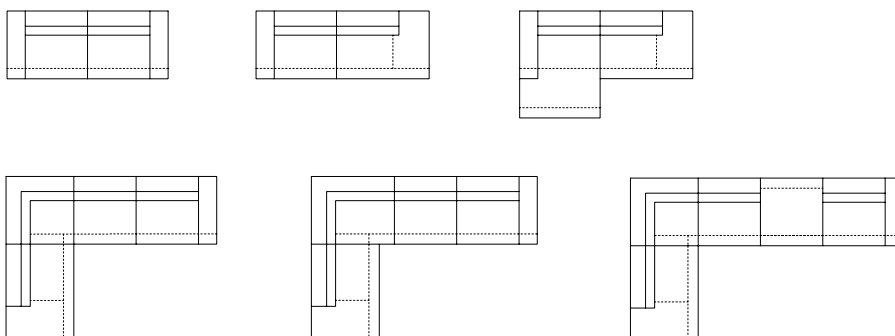
	COF	COL	100	200	300	400	500	600	700	60	80
	1.643	1.739	-	1.739	1.860	1.995	2.130	2.265	2.401	3.175	3.727

	COF	COL	100	200	300	400	500	600	700	60	80
	1.884	2.023	-	2.023	2.201	2.399	2.597	2.795	2.993	3.757	4.448

All prices are in USD

**NOTE**

- DEVIATIONS OF +/- 1¼" (3 cm) IN PRODUCT DIMENSION ARE POSSIBLE
- THE CLOUD SOFA HAS PRONOUNCED SEAMS ON THE SEAT AND ARMREST, IN LEATHER AND FABRIC.



# Combine

## modular sofa



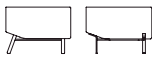
DESIGN: NUMEN/FOR USE, 2015 (NEW MODULES 2020)

**Combine** is a seating system of reduced form characterized by the profile of the lower side of the backrest. Depending on the choice of wooden legs finish and optional cushions, the style and the application context of Combine varies, enabling the user to define his or hers own preferred character of the sofa. The sophistication of the Combine sofa is now further highlighted by the thin metal legs.

STRUCTURE	metal, plywood	LEGS	oak solid wood lacquer, or color varnish matte / metal + powder coating color
SUSPENSION	elastic webbing	CONNECTOR	metal + powder coating
SEAT CUSHION	HR foam, polyester wadding, feather	UPHOLSTERY	fabric / leather (removable)
BACKREST	HR foam, polyester wadding	DECORATIVE CUSHIONS	feather

### MANDATORY TO SPECIFY

- modules specification and dimensions and type of legs
- upholstery *i.e.* ARCO JADE 400
- metal finishing *i.e.* BLACK
- wood finishing *i.e.* OAK nature (for wooden legs)
- sketch of the configuration



SITTING HEIGHT 14¾" (37 cm), SITTING DEPTH 25¾" (65 cm)

### 2SEATER SOFA


w 69¾" × d 37¾" × h 26¾"  
w 177 × d 95 × h 68 cm



COF	COL	100	200	300	400	500	600	700	60	80
5.003	5.285	-	5.285	5.648	6.051	6.453	6.856	7.258	9.887	11.631

### 2.5SEATER SOFA

w 81¾" × d 37¾" × h 26¾"  
w 207 × d 95 × h 68 cm



COF	COL	100	200	300	400	500	600	700	60	80
5.359	5.669	-	5.669	6.067	6.511	6.953	7.395	7.838	10.808	12.776

### 3SEATER SOFA

w 94¾" × d 37¾" × h 26¾"  
w 240 × d 95 × h 68 cm



COF	COL	100	200	300	400	500	600	700	60	80
5.668	6.024	-	6.024	6.481	6.991	7.499	8.007	8.516	11.664	13.857

w - width / d - depth / h - height

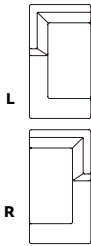
All prices are in USD

# Combine

## modular sofa

### CHAISE LONGUE (L/R)

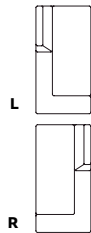
w 37<sup>3</sup>/<sub>4</sub>" x d 69<sup>3</sup>/<sub>4</sub>" x h 26<sup>3</sup>/<sub>4</sub>"  
w 95 x d 177 x h 68 cm  
w 41<sup>1</sup>/<sub>4</sub>" x d 81<sup>3</sup>/<sub>4</sub>" / 94<sup>3</sup>/<sub>4</sub>" x h 26<sup>3</sup>/<sub>4</sub>"  
w 105 x d 207/240 x h 68 cm



	COF	COL	100	200	300	400	500	600	700	60	80
177	5.000	5.231	-	5.231	5.528	5.858	6.188	6.518	6.849	9.370	10.875
207	5.404	5.681	-	5.681	6.037	6.433	6.829	7.225	7.623	10.314	12.045
240	5.943	6.249	-	6.249	6.641	7.077	7.512	7.948	8.385	11.345	13.250

### CHAISE LONGUE OPEN END (L/R)

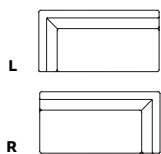
w 37<sup>3</sup>/<sub>4</sub>" x d 73<sup>1</sup>/<sub>4</sub>" x h 26<sup>3</sup>/<sub>4</sub>"  
w 95 x d 186 x h 68 cm



	COF	COL	100	200	300	400	500	600	700	60	80
186	5.000	5.231	-	5.231	5.528	5.858	6.188	6.518	6.849	9.370	10.875

### END UNIT (L/R)

w 61<sup>3</sup>/<sub>4</sub>" / 73<sup>3</sup>/<sub>4</sub>" / 86<sup>1</sup>/<sub>4</sub>" x d 37<sup>3</sup>/<sub>4</sub>" x h 26<sup>3</sup>/<sub>4</sub>"  
w 156/186/219 x d 95 x h 68 cm



	COF	COL	100	200	300	400	500	600	700	60	80
156	4.907	5.138	-	5.138	5.435	5.767	6.097	6.427	6.757	9.233	10.727
186	5.112	5.384	-	5.384	5.735	6.125	6.514	6.904	7.293	9.958	11.675
219	5.622	5.922	-	5.922	6.308	6.737	7.166	7.593	8.022	10.954	12.844

### CUSHIONS LUX

#### FILLING: FEATHER

CUSHION 11<sup>3</sup>/<sub>4</sub>" x 19<sup>3</sup>/<sub>4</sub>" (30 x 50)



264	305	-	264	305	350	396	441	487	619	787
-----	-----	---	-----	-----	-----	-----	-----	-----	-----	-----

CUSHION 11<sup>3</sup>/<sub>4</sub>" x 19<sup>3</sup>/<sub>4</sub>" (30 x 50) +



284	327	-	284	327	376	426	474	523	632	800
-----	-----	---	-----	-----	-----	-----	-----	-----	-----	-----

CUSHION 17<sup>3</sup>/<sub>4</sub>" x 25<sup>3</sup>/<sub>4</sub>" (45 x 65) +



365	417	-	365	417	477	538	597	657	784	987
-----	-----	---	-----	-----	-----	-----	-----	-----	-----	-----

w - width / d - depth / h - height

All prices are in USD

#### NOTE

- WE RECOMMEND ORDERING ADDITIONAL CUSHIONS FOR A MORE COMFORTABLE USE

# Combine

## modular sofa

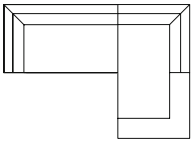
SUGGESTED COMPOSITIONS

**END UNIT (L)**

61¼" × 37¼" × 26¾"  
156 × 95 × 68 cm

**CHAISE LONGUE (R)**

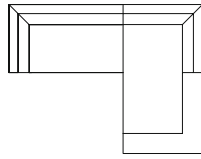
37¼" × 69¾" × 26¾"  
95 × 177 × 68 cm

**END UNIT (L)**

61¼" × 37¼" × 26¾"  
156 × 95 × 68 cm

**CHAISE LONGUE (R)**

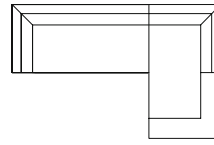
41¼" × 81¼" × 26¾"  
105 × 207 × 68 cm

**END UNIT (L)**

73¼" × 37¼" × 26¾"  
186 × 95 × 68 cm

**CHAISE LONGUE (R)**

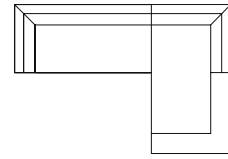
37¼" × 69¾" × 26¾"  
95 × 177 × 68 cm

**END UNIT (L)**

73¼" × 37¼" × 26¾"  
186 × 95 × 68 cm

**CHAISE LONGUE (R)**

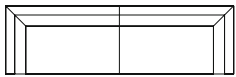
41¼" × 81¼" × 26¾"  
105 × 207 × 68 cm

**END UNIT (L)**

61¼" × 37¼" × 26¾"  
156 × 95 × 68 cm

**END UNIT (R)**

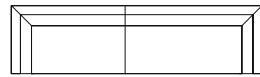
61¼" × 37¼" × 26¾"  
156 × 95 × 68 cm

**END UNIT (L)**

61¼" × 37¼" × 26¾"  
156 × 95 × 68 cm

**END UNIT (R)**

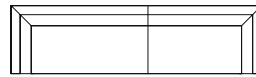
73¼" × 37¼" × 26¾"  
186 × 95 × 68 cm

**END UNIT (L)**

73¼" × 37¼" × 26¾"  
186 × 95 × 68 cm

**END UNIT (R)**

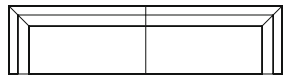
61¼" × 37¼" × 26¾"  
156 × 95 × 68 cm

**END UNIT (L)**

73¼" × 37¼" × 26¾"  
186 × 95 × 68 cm

**END UNIT (R)**

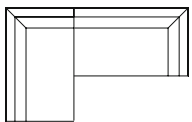
73¼" × 37¼" × 26¾"  
186 × 95 × 68 cm

**END UNIT (L)**

61¼" × 37¼" × 26¾"  
156 × 95 × 68 cm

**END UNIT (R)**

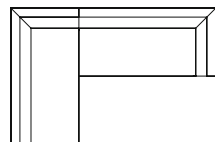
61¼" × 37¼" × 26¾"  
156 × 95 × 68 cm

**END UNIT (L)**

73¼" × 37¼" × 26¾"  
186 × 95 × 68 cm

**END UNIT (R)**

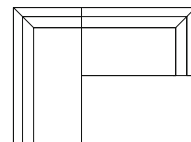
73¼" × 37¼" × 26¾"  
186 × 95 × 68 cm

**END UNIT (L)**

73¼" × 37¼" × 26¾"  
186 × 95 × 68 cm

**END UNIT (R)**

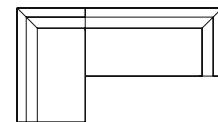
61¼" × 37¼" × 26¾"  
156 × 95 × 68 cm

**END UNIT (L)**

61¼" × 37¼" × 26¾"  
156 × 95 × 68 cm

**END UNIT (R)**

73¼" × 37¼" × 26¾"  
186 × 95 × 68 cm



# Combine

## modular sofa

SUGGESTED COMPOSITIONS

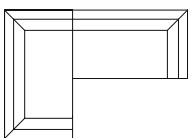
---

### 2SEATER SOFA

69<sup>3</sup>/<sub>4</sub>" × 37<sup>3</sup>/<sub>4</sub>" × 26<sup>3</sup>/<sub>4</sub>"  
177 × 95 × 68 cm

### END UNIT (R)

61<sup>3</sup>/<sub>4</sub>" × 37<sup>3</sup>/<sub>4</sub>" × 26<sup>3</sup>/<sub>4</sub>"  
156 × 95 × 68 cm

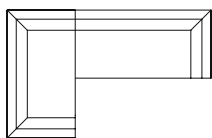


### 2SEATER SOFA

69<sup>3</sup>/<sub>4</sub>" × 37<sup>3</sup>/<sub>4</sub>" × 26<sup>3</sup>/<sub>4</sub>"  
177 × 95 × 68 cm

### END UNIT (R)

73<sup>1</sup>/<sub>4</sub>" × 37<sup>3</sup>/<sub>4</sub>" × 26<sup>3</sup>/<sub>4</sub>"  
186 × 95 × 68 cm

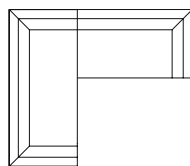


### 2,5SEATER SOFA

81<sup>3</sup>/<sub>4</sub>" × 37<sup>3</sup>/<sub>4</sub>" × 26<sup>3</sup>/<sub>4</sub>"  
207 × 95 × 68 cm

### END UNIT (R)

61<sup>3</sup>/<sub>4</sub>" × 37<sup>3</sup>/<sub>4</sub>" × 26<sup>3</sup>/<sub>4</sub>"  
156 × 95 × 68 cm

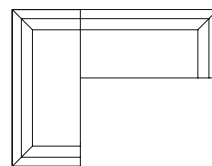


### 2,5SEATER SOFA

81<sup>3</sup>/<sub>4</sub>" × 37<sup>3</sup>/<sub>4</sub>" × 26<sup>3</sup>/<sub>4</sub>"  
207 × 95 × 68 cm

### END UNIT (R)

73<sup>1</sup>/<sub>4</sub>" × 37<sup>3</sup>/<sub>4</sub>" × 26<sup>3</sup>/<sub>4</sub>"  
186 × 95 × 68 cm



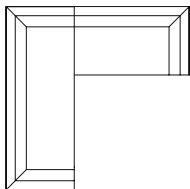
---

### 3SEATER SOFA

94<sup>3</sup>/<sub>4</sub>" × 37<sup>3</sup>/<sub>4</sub>" × 26<sup>3</sup>/<sub>4</sub>"  
240 × 95 × 68 cm

### END UNIT (R)

61<sup>3</sup>/<sub>4</sub>" × 37<sup>3</sup>/<sub>4</sub>" × 26<sup>3</sup>/<sub>4</sub>"  
156 × 95 × 68 cm

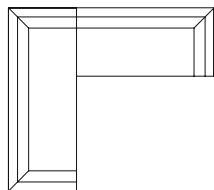


### 3SEATER SOFA

94<sup>3</sup>/<sub>4</sub>" × 37<sup>3</sup>/<sub>4</sub>" × 26<sup>3</sup>/<sub>4</sub>"  
240 × 95 × 68 cm

### END UNIT (R)

73<sup>1</sup>/<sub>4</sub>" × 37<sup>3</sup>/<sub>4</sub>" × 26<sup>3</sup>/<sub>4</sub>"  
186 × 95 × 68 cm

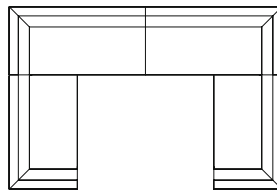


### 2 × END UNIT (L)

73<sup>1</sup>/<sub>4</sub>" × 37<sup>3</sup>/<sub>4</sub>" × 26<sup>3</sup>/<sub>4</sub>"  
186 × 95 × 68 cm

### 2 × END UNIT (R)

73<sup>1</sup>/<sub>4</sub>" × 37<sup>3</sup>/<sub>4</sub>" × 26<sup>3</sup>/<sub>4</sub>"  
186 × 95 × 68 cm

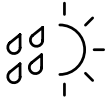


# Convert

## modular sofa

INDOOR &amp; OUTDOOR

COMPOSITIONS



DESIGN: SMPDO, 2016 &amp; 2021

**Convert** is a modular seating system providing various combinations of arranging compositions in space. Its structure is flexible and can be modified over time. By changing positions of the seating modules, fixed backrests or the ones with a mechanism and a platform for storage, a variety of different possibilities applicable to both residential and public spaces. Due to its discreet design, through the disposition of structural elements, selection of materials and several types of cushions, the system changes its character and function depending on the user's preference.

The only difference on the **Convert Outdoor** modular sofa is the base that prevents slipping on gravel or sandy terrain. The Convert Outdoor shelves are available in several variations of Trespi material and solid teak wood.

STRUCTURE	plywood	UPHOLSTERY	fabric / leather (removable) waterproof fabric (removable)
SUSPENSION	elastic webbing	SIDE TABLE	solid wood + oil, lacquer or color varnish matte / outdoor HPL, solid wood slats + outdoor lacquer
SEAT & BACKREST	HR foam, polyester wadding	DECORATIVE CUSHIONS	feather
BASE	metal + powder coating / inox legs + powder coating metal construction galvanised + powder coating		

### INSTRUCTIONS FOR USING THE PRICE LIST:

Convert is a modular system offering numerous possibilities of combining components. To provide an easy-to-use Price List, we have defined the most frequent basic and characteristic compositions by the description and price that can be used for a quicker calculation of the price.

In case you need a price of the composition which compared to the one shown differs only in one element, deduct its unit price from the composition and add the price of the element that you need.

When combining the components, use the typology for a better insight in the required dimensions of the structure and elements.

### MANDATORY TO SPECIFY

- number of the composition or modules specification and dimensions
- metal finishing *i.e.* BLACK
- side table *i.e.* OAK nature
- upholstery *i.e.* ARCO JADE 400
- sketch of the configuration



### 1. ARMCHAIR

w 37¾" × d 30¾" × h 26¾"  
w 96 × d 78 × h 68 cm



### OUTDOOR

SITTING HEIGHT 17¾" (44 cm), SITTING DEPTH 30¾" (78 cm)

COF	COL	100	200	300	400	500	600	700	60	80
4.211	4.351	-	4.351	4.529	4.762	4.970	5.178	5.386	6.582	7.400
			<b>200</b>	<b>300</b>	<b>400</b>	<b>500</b>	<b>600</b>	<b>700</b>		
			4.787	4.983	5.239	5.466	5.696	5.924		

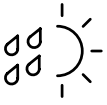
w - width / d - depth / h - height

All prices are in USD

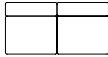
# Convert

## modular sofa

## COMPOSITIONS




- 2.** **3SEATER**  
w 74¾" × d 37¾" × h 26¾"  
w 190 × d 95 × h 68 cm



OUTDOOR

COF	COL	100	200	300	400	500	600	700	60	80
4.295	4.533	-	4.533	4.841	5.183	5.697	6.073	6.453	7.549	8.817
			200	300	400	500	600	700		
			4.986	5.324	5.700	6.268	6.682	7.100		

- 3.** **3SEATER  
+ ARMREST (L/R)**  
w 84¾" × d 37¾" × h 26¾"  
w 215 × d 95 × h 68 cm



OUTDOOR

COF	COL	100	200	300	400	500	600	700	60	80
5.341	5.648	-	5.648	6.044	6.483	7.096	7.569	8.048	9.397	10.982
			200	300	400	500	600	700		
			6.213	6.648	7.131	7.808	8.330	8.856		

- 4.** **3SEATER SOFA**  
w 94¾" × d 37¾" × h 26¾"  
w 240 × d 95 × h 68 cm



OUTDOOR

COF	COL	100	200	300	400	500	600	700	60	80
6.445	6.821	-	6.821	7.305	7.841	8.553	9.123	9.701	11.303	13.205
			200	300	400	500	600	700		
			7.502	8.034	8.624	9.410	10.040	10.674		

- 5.** **3SEATER SOFA  
+ SIDE TABLE (L/R)**  
w 94¾" × d 37¾" × h 26¾"  
w 240 × d 95 × h 68 cm



OUTDOOR

	COF	COL	100	200	300	400	500	600	700	60	80
<b>OAK / ASH</b>	5.849	6.156	-	6.156	6.552	6.991	7.604	8.077	8.556	9.905	11.490
<b>WALNUT</b>	5.910	6.217	-	6.217	6.613	7.052	7.665	8.138	8.617	9.966	11.551
				200	300	400	500	600	700		
				<b>OUTDOOR HPL</b>	6.761	7.196	7.679	8.356	8.878	9.404	
				<b>TEAK</b>	7.781	8.216	8.699	9.376	9.898	10.424	

- 6.** **POUF**  
w 37¾" × d 37¾" × h 17¼"  
w 95 × d 95 × h 44 cm



OUTDOOR

COF	COL	100	200	300	400	500	600	700	60	80
1.663	1.732	-	1.732	1.820	1.917	2.099	2.216	2.330	2.709	3.127
			200	300	400	500	600	700		
			1.906	2.002	2.109	2.308	2.437	2.563		

w - width / d - depth / h - height

All prices are in USD

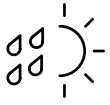
**NOTE**

- WE RECOMMEND ORDERING ADDITIONAL CUSHIONS FOR A MORE COMFORTABLE USE

# Convert

## modular sofa

## COMPOSITIONS



- 7.** **CHAISE LONGUE**  
**+ SIDE TABLE (L/R)**  
w 47<sup>1</sup>/<sub>4</sub>" × d 74<sup>3</sup>/<sub>4</sub>" × h 26<sup>3</sup>/<sub>4</sub>"  
w 120 × d 190 × h 68 cm

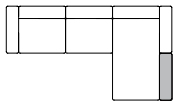


OUTDOOR

	COF	COL	100	200	300	400	500	600	700	60	80
OAK / ASH	4.873	5.107	-	5.107	5.405	5.732	6.122	6.463	6.808	7.917	9.137
WALNUT	4.934	5.168	-	5.168	5.466	5.793	6.183	6.524	6.869	7.978	9.198

	200	300	400	500	600	700
OUTDOOR HPL	5.607	5.937	6.298	6.725	7.103	7.481
TEAK	6.627	6.957	7.318	7.745	8.123	8.501

- 8.** w 132" × d 74<sup>3</sup>/<sub>4</sub>" × h 26<sup>3</sup>/<sub>4</sub>"  
w 335 × d 190 × h 68 cm



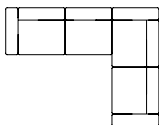
OUTDOOR

CONSISTS OF BASIC COMPOSITIONS:  
3 + 7

	COF	COL	100	200	300	400	500	600	700	60	80
OAK / ASH	10.214	10.755	-	10.755	11.449	12.215	13.218	14.032	14.856	17.314	20.119
WALNUT	10.275	10.816	-	10.816	11.510	12.276	13.279	14.093	14.917	17.375	20.180

	200	300	400	500	600	700
OUTDOOR HPL	11.820	12.585	13.429	14.533	15.433	16.337
TEAK	12.840	13.605	14.449	15.553	16.453	17.357

- 9.** w 122" × d 94<sup>3</sup>/<sub>4</sub>" × h 26<sup>3</sup>/<sub>4</sub>"  
w 310 × d 240 × h 68 cm



OUTDOOR

CONSISTS OF BASIC COMPOSITIONS:  
3 + 4

	COF	COL	100	200	300	400	500	600	700	60	80
	11.786	12.469	-	12.469	13.349	14.324	15.649	16.692	17.749	20.700	24.187

	200	300	400	500	600	700
	13.715	14.682	15.755	17.218	18.370	19.530

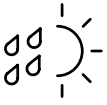
w - width / d - depth / h - height

All prices are in USD

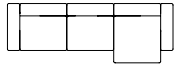
# Convert

## modular sofa

COMPOSITIONS



**10.** w 132" x d 47¼" x h 26¾"  
w 335 x d 120 x h 68 cm



**OUTDOOR**

CONSISTS OF COMPONENTS:  
2X SEAT 95X70 + SEAT 95X95 + 5X BACKREST + METAL BASE 215X95 + METAL BASE 120X95

COF	COL	100	200	300	400	500	600	700	60	80
8.938	9.452	-	9.452	10.112	10.842	11.835	12.619	13.410	15.644	18.281
			<b>200</b>	<b>300</b>	<b>400</b>	<b>500</b>	<b>600</b>	<b>700</b>		
			10.398	11.123	11.927	13.021	13.888	14.756		

**11.** w 159¾" x d 37¾" x h 26¾"  
w 405 x d 95 x h 68 cm

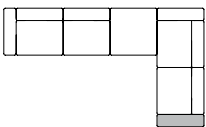


**OUTDOOR**

CONSISTS OF COMPONENTS:  
3X SEAT 95X70 + SEAT 95X95 + 4X BACKREST + METAL BASE 215X95 + METAL BASE 190X95

COF	COL	100	200	300	400	500	600	700	60	80
9.032	9.527	-	9.527	10.165	10.872	11.924	12.702	13.485	15.761	18.398
			<b>200</b>	<b>300</b>	<b>400</b>	<b>500</b>	<b>600</b>	<b>700</b>		
			10.481	11.181	11.959	13.119	13.977	14.838		

**12.** w 159¾" x d 94¾" x h 26¾"  
w 405 x d 240 x h 68 cm



**OUTDOOR**

CONSISTS OF BASIC COMPOSITIONS:  
3 + 6 + 5

	COF	COL	100	200	300	400	500	600	700	60	80
<b>OAK / ASH</b>	12.853	13.536	-	13.536	14.416	15.391	16.799	17.862	18.934	22.011	25.599
<b>WALNUT</b>	12.914	13.597	-	13.597	14.477	15.452	16.860	17.923	18.995	22.072	25.660
				<b>200</b>	<b>300</b>	<b>400</b>	<b>500</b>	<b>600</b>	<b>700</b>		
<b>OUTDOOR HPL</b>				14.880	15.846	16.919	18.472	19.645	20.823		
<b>TEAK</b>				15.900	16.866	17.939	19.492	20.665	21.843		

w - width / d - depth / h - height

All prices are in USD

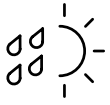
**NOTE**

- WE RECOMMEND ORDERING ADDITIONAL CUSHIONS FOR A MORE COMFORTABLE USE
- COMPOSITIONS DO NOT INCLUDE A BACKREST WITH MECHANISM

# Convert

## modular sofa

### COMPONENTS



#### SEAT 95X70

w 37 $\frac{3}{4}$ " x d 27 $\frac{3}{4}$ " x h 7 $\frac{3}{4}$ "  
w 95 x d 70 x h 20 cm



#### OUTDOOR

COF	COL	100	200	300	400	500	600	700	60	80
838	888	-	888	954	1.028	1.186	1.277	1.368	1.663	1.980
			<b>200</b>	<b>300</b>	<b>400</b>	<b>500</b>	<b>600</b>	<b>700</b>		
			977	1.049	1.130	1.305	1.404	1.505		

#### SEAT 95X95

w 37 $\frac{3}{4}$ " x d 37 $\frac{3}{4}$ " x h 7 $\frac{3}{4}$ "  
w 95 x d 95 x h 20 cm



#### OUTDOOR

COF	COL	100	200	300	400	500	600	700	60	80
1.178	1.247	-	1.247	1.335	1.432	1.614	1.731	1.845	2.224	2.642
			<b>200</b>	<b>300</b>	<b>400</b>	<b>500</b>	<b>600</b>	<b>700</b>		
			1.373	1.469	1.576	1.775	1.904	2.030		

#### SEAT CHAISE LONGUE

w 37 $\frac{3}{4}$ " x d 65" x h 7 $\frac{3}{4}$ "  
w 95 x d 165 x h 20 cm



#### OUTDOOR

COF	COL	100	200	300	400	500	600	700	60	80
1.754	1.850	-	1.850	1.972	2.105	2.297	2.444	2.591	3.194	3.780
			<b>200</b>	<b>300</b>	<b>400</b>	<b>500</b>	<b>600</b>	<b>700</b>		
			2.034	2.170	2.317	2.526	2.688	2.850		

#### ARMREST / BACKREST

w 9 $\frac{3}{4}$ " x d 37 $\frac{3}{4}$ " x h 17 $\frac{1}{4}$ "  
w 25 x d 95 x h 44 cm



#### OUTDOOR

COF	COL	100	200	300	400	500	600	700	60	80
944	1.013	-	1.013	1.101	1.198	1.297	1.394	1.493	1.746	2.063
			<b>200</b>	<b>300</b>	<b>400</b>	<b>500</b>	<b>600</b>	<b>700</b>		
			1.114	1.211	1.318	1.427	1.535	1.643		

#### BACKREST WITH MECHANISM

w 9 $\frac{3}{4}$ " x d 37 $\frac{3}{4}$ " x h 17 $\frac{1}{4}$ "  
w 25 x d 95 x h 44 cm



THE BACKREST WITH MECHANISM CANNOT BE USED AS AN ENDING ELEMENT OPEN FROM THE SIDE AND LATERALLY VISIBLE, ANOTHER ARMREST/BACKREST HAS TO BE USED IN ORDER TO CLOSE THE LATERAL VIEW

COF	COL	100	200	300	400	500	600	700	60	80
1.713	1.802	-	1.802	1.919	2.048	2.259	2.407	2.554	3.107	3.656

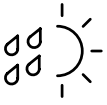
w - width / d - depth / h - height

All prices are in USD




# Convert

## modular sofa

COMPONENTS



**CUSHIONS LUX**

	CUSHION 11¾" × 19¾" (30 × 50) + FEATHERS
	CUSHION 17¾" × 25¾" (45 × 65) + FEATHERS
	CUSHION 6" × 29¾" (15 × 75) FEATHERS
	CUSHION 6" × 29¾" (15 × 75) OUTDOOR PES

COF	COL	100	200	300	400	500	600	700	60	80
284	327	-	284	327	376	426	474	523	632	800
-	-	-	312	360	414	469	521	576	-	-
365	417	-	365	417	477	538	597	657	784	987
-	-	-	401	459	525	592	657	723	-	-
284	320	-	284	320	363	404	446	487	513	624
-	-	-	312	351	399	446	490	536	-	-

**SIDE TABLES**

<b>OAK / ASH</b>	338	348	597	596
<b>WALNUT</b>	399	409	800	800

<b>OUTDOOR SIDE TABLES</b>	361	373	639	637
<b>OUTDOOR HPL</b>	1.353	1.393	2.389	2.383

9¾" × 27¾" (25 × 70)	9¾" × 37¾" (25 × 95)	37¾" × 27¾" (95 × 70)	37¾" × 37¾" (95 × 95)
338	348	597	596
399	409	800	800
361	373	639	637
1.353	1.393	2.389	2.383

**SIDE TABLE 25 × 70 SOLID WOOD SLATS**  
w 9¾" × d 27¾" × h ¾"  
w 25 × d 70 × h 2 cm



**SIDE TABLE 25 × 95 SOLID WOOD SLATS**  
w 9¾" × d 37¾" × h ¾"  
w 25 × d 95 × h 2 cm



**SIDE TABLE 95 × 70 SOLID WOOD SLATS**  
w 37¾" × d 27¾" × h ¾"  
w 95 × d 70 × h 2 cm



**SIDE TABLE 95 × 95 SOLID WOOD SLATS**  
w 37¾" × d 37¾" × h ¾"  
w 95 × d 95 × h 2 cm



**SIDE TABLE 25 × 70 INDOOR SOLID WOOD / OUTDOOR HPL**  
w 9¾" × d 27¾" × h ¾" / ¾"  
w 25 × d 70 × h 2 / 1.3 cm



**SIDE TABLE 25 × 95 INDOOR SOLID WOOD / OUTDOOR HPL**  
w 9¾" × d 37¾" × h ¾" / ¾"  
w 25 × d 95 × h 2 / 1.3 cm



**SIDE TABLE 95 × 70 INDOOR SOLID WOOD / OUTDOOR HPL**  
w 37¾" × d 27¾" × h ¾" / ¾"  
w 95 × d 70 × h 2 / 1.3 cm



**SIDE TABLE 95 × 95 INDOOR SOLID WOOD / OUTDOOR HPL**  
w 37¾" × d 37¾" × h ¾" / ¾"  
w 95 × d 95 × h 2 / 1.3 cm



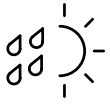
w - width / d - depth / h - height

All prices are in USD

# Convert

## modular sofa

### COMPONENTS



#### METAL BASES

**70**  
L= 17¾" (45 cm)

**95**  
L= 27¾" (70 cm)

**120**  
L= 37¾" (95 cm)

<b>70</b> L= 17¾" (45 cm)	<b>95</b> L= 27¾" (70 cm)	<b>190</b> L= 65" (165 cm)	<b>215</b> L= 74¾" (190 cm)	<b>240</b> L= 84¾" (215 cm)
------------------------------	------------------------------	-------------------------------	--------------------------------	--------------------------------

-	427	723	785	941
---	-----	-----	-----	-----

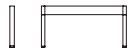
427	485	731	833	993
-----	-----	-----	-----	-----

452	531	883	-	-
-----	-----	-----	---	---

1 - length

All prices are in USD

#### INDOOR LEGS



#### METAL BASES OUTDOOR

**70**  
L= 17¾" (45 cm)

**95**  
L= 27¾" (70 cm)

**120**  
L= 37¾" (95 cm)

<b>70</b> L= 17¾" (45 cm)	<b>95</b> L= 27¾" (70 cm)	<b>190</b> L= 65" (165 cm)	<b>215</b> L= 74¾" (190 cm)	<b>240</b> L= 84¾" (215 cm)
------------------------------	------------------------------	-------------------------------	--------------------------------	--------------------------------

-	470	795	865	1.035
---	-----	-----	-----	-------

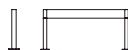
470	533	804	917	1.092
-----	-----	-----	-----	-------

497	584	972	-	-
-----	-----	-----	---	---

1 - length

All prices are in USD

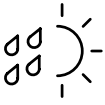
#### OUTDOOR LEGS



# Convert

## modular sofa

SUGGESTED COMPOSITIONS



3SEATER	3SEATER	1SEATER	CHAISE LONGUE	POUF / BENCH
<p><b>2 × BACKREST + 2 × SEAT 95×70</b> (COMPOSITION 02) w 74¾" × d 37¾" × h 26¾" w 190 × d 95 × h 68 cm</p>	<p><b>2 × BACKREST + 2 × SEAT 95×70 + SIDE TABLE 25×95</b> w 84¾" × d 37¾" × h 26¾" w 215 × d 95 × h 68 cm</p>	<p><b>ARMCHAIR</b> (COMPOSITION 01) w 37¾" × d 30¾" × h 26¾" w 96 × d 78 × h 68 cm</p>	<p><b>CHAISE LONGUE (L/R)</b> (COMPOSITION 07) w 47¼" × d 74¾" × h 26¾" w 120 × d 190 × h 68 cm</p>	<p><b>POUF/BENCH 95×70</b> (SEAT 95×70) w 37¾" × d 27¾" × h 17¼" w 95 × d 70 × h 44 cm</p>
<p><b>BACKREST + SEAT 95×70 + SEAT 95×95</b> w 74¾" × d 37¾" × h 26¾" w 190 × d 95 × h 68 cm</p>	<p><b>2 × SEAT 95×70 + SIDE TABLE 25×95 + 2 × BACKREST/ARMREST</b> w 84¾" × d 37¾" × h 26¾" w 215 × d 95 × h 68 cm</p>	<p><b>2 × BACKREST/ARMREST + SEAT 95×70</b> w 47¼" × d 37¾" × h 26¾" w 120 × d 95 × h 68 cm</p>		<p><b>POUF/BENCH 95×70 + SIDETABLE 25 ×70</b> (COMPOSITION 06) w 47¼" × d 27¾" × h 17¼" w 120 × d 70 × h 44 cm</p>
<p><b>3 × BACKREST/ARMREST + 2 × SEAT 95×70</b> (COMPOSITION 03) w 84¾" × d 37¾" × h 26¾" w 215 × d 95 × h 68 cm</p>	<p><b>SEAT 95×70 + SEAT 95×95 + 2 × BACKREST/ARMREST</b> w 84¾" × d 37¾" × h 26¾" w 215 × d 95 × h 68 cm</p>	<p><b>SEAT 95×95 + BACKREST/ARMREST</b> w 47¼" × d 37¾" × h 26¾" w 120 × d 95 × h 68 cm</p>		<p><b>POUF/BENCH 95×95</b> (SEAT 95×95) w 37¾" × d 37¾" × h 17¼" w 95 × d 95 × h 44 cm</p>
<p><b>3SEATER SOFA</b> (COMPOSITION 04) w 94¾" × d 37¾" × h 26¾" w 240 × d 95 × h 68 cm</p>	<p><b>2 × SEAT 95×70 + SIDE TABLE 25×90 + 3 × BACKREST/ARMREST</b> (COMPOSITION 05) w 94¾" × d 37¾" × h 26¾" w 240 × d 95 × h 68 cm</p>	<p><b>SEAT 95×70 + BACKREST + SIDE TABLE 25×95</b> w 47¼" × d 37¾" × h 26¾" w 120 × d 95 × h 68 cm</p>		<p><b>POUF/BENCH 95×95 + BACKREST/ARMREST</b> w 47¼" × d 37¾" × h 17¼" w 120 × d 95 × h 44 cm</p>
	<p><b>SEAT 95×70 + SEAT 95×95 + SIDE TABLE 25×95 + 2 × BACKREST/ARMREST</b> w 94¾" × d 37¾" × h 26¾" w 240 × d 95 × h 68 cm</p>	<p><b>SEAT 95×70 + BACKREST/ARMREST + SIDE TABLE 25×95</b> w 47¼" × d 37¾" × h 26¾" w 120 × d 95 × h 68 cm</p>		<p><b>POUF/BENCH 190×95</b> (SEAT 95×70 + SIDE TABLE 95×75) w 74¾" × d 27¾" × h 17¼" w 190 × d 70 × h 44 cm</p>
				<p><b>POUF/BENCH 215×700</b> (2 × SEAT 95×70 + SIDE TABLE 25×70) w 84¾" × d 27¾" × h 17¼" w 215 × d 70 × h 44 cm</p>

# Dobra

## chair



DESIGN: NUMEN/FOR USE, 2016

**Dobra** is based on the traditional typology of a wooden chair with an upholstered seat. The chair's character is defined by a double, symmetrically placed leg cones. On the cone's joint, the axis changes the angle in order to meet the functional geometry parameters, and simultaneously introduce dynamics into the conservative form of an archetypal wooden chair with armrests.

BASE	solid wood + oil, lacquer or color varnish matte
SEAT	moulded foam
UPHOLSTERY	fabric / leather

### MANDATORY TO SPECIFY

- **wood finishing** i.e. OAK nature
- **upholstery** i.e. 166 HALLINGDAL 65 500



SITTING HEIGHT 19" (48 cm)

### CHAIR

w 23<sup>3</sup>/<sub>4</sub>" × d 21<sup>1</sup>/<sub>4</sub>" × h 31"  
w 59 × d 54 × h 79 cm



OAK / ASH /  
COLOR VARNISH MATTE

COF	COL	100	200	300	400	500	600	700	60	80
1.092	1.120	-	1.092	1.120	1.153	1.186	1.219	1.251	1.238	1.313

w - width / d - depth / h - height

All prices are in USD

### NOTE

- DOBRA IS AVAILABLE IN OAK OR ASH, WALNUT IS NOT AVAILABLE

# Echo

## modular sofa



DESIGN: GRUPA, 2021

The **Echo** modular sofa provides an exceptionally relaxing experience of lying on the most comfortable bed. This sumptuous quality of comfort extends to the overall design of the sofa, and is especially accentuated in its seating cushion. The sofa is suitable for informal sitting and lying down, as the backrest and armrest are ergonomically adapted for relaxed reclining. Echo is also available in regular seating depth modules and can be used in the business premises. The whole system is supremely modular as it allows diverse combinations in terms of length and width. Echo comes in textile or in combination with leather on the outer sides of the backrest and armrests.

STRUCTURE	metal frame, solid wood, plywood	SEAT	HR foam
SUSPENSION	GOODSIDE® slats	BACKREST	injected moulded foam, polyester wadding
BASE	steel rod $\varnothing$ 3/4" (16 mm), steel plate + powder coating	UPHOLSTERY	fabric (removable) / fabric + leather (removable) / leather

### MANDATORY TO SPECIFY

- number of the composition or modules specification and dimensions
- upholstery i.e. 166 HALLINGDAL 65 500
- number of connectors: i.e. 1 pcs
- sketch of the configuration



#### ARMCHAIR

w 44 3/4" x d 39 1/4" x h 27 1/4"  
w 113 x d 100 x h 69 cm



#### FABRIC + LEATHER 60

#### FABRIC + LEATHER 80

#### ALL LEATHER

SITTING HEIGHT 17" (43 cm), SITTING DEPTH 29 3/4" (75 cm), SITTING DEPTH DEEP SOFA 39 1/4" (100 cm)

	COF	COL	100	200	300	400	500	600	700	60	80
FABRIC	-	-	-	4.000	4.282	4.595	4.910	5.224	5.537	-	-
FABRIC + LEATHER 60	-	-	-	5.471	5.656	5.861	6.065	6.270	6.475	-	-
FABRIC + LEATHER 80	-	-	-	5.994	6.178	6.384	6.588	6.793	6.998	-	-
ALL LEATHER	-	-	-	-	-	-	-	-	-	6.483	7.488

#### ARMCHAIR 138

w 54 1/4" x d 39 1/4" x h 27 1/4"  
w 138 x d 100 x h 69 cm



#### FABRIC + LEATHER 60

#### FABRIC + LEATHER 80

#### ALL LEATHER

	COF	COL	100	200	300	400	500	600	700	60	80
FABRIC	-	-	-	4.942	5.306	5.711	6.117	6.521	6.927	-	-
FABRIC + LEATHER 60	-	-	-	6.211	6.425	6.666	6.905	7.145	7.384	-	-
FABRIC + LEATHER 80	-	-	-	6.826	7.041	7.280	7.519	7.758	7.999	-	-
ALL LEATHER	-	-	-	-	-	-	-	-	-	8.069	9.365

w - width / d - depth / h - height

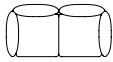
All prices are in USD

# Echo

## modular sofa

### 2SEATER SOFA

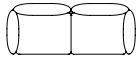
w 78" × d 39¼" × h 27¼"  
w 198 × d 100 × h 69 cm



	COF	COL	100	200	300	400	500	600	700	60	80
FABRIC	-	-	-	6.456	6.938	7.475	8.011	8.547	9.083	-	-
FABRIC + LEATHER 60	-	-	-	8.158	8.445	8.765	9.083	9.403	9.723	-	-
FABRIC + LEATHER 80	-	-	-	8.953	9.240	9.560	9.880	10.200	10.519	-	-
ALL LEATHER	-	-	-	-	-	-	-	-	-	10.614	12.330

### 2.5SEATER SOFA

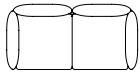
w 97¾" × d 39¼" × h 27¼"  
w 248 × d 100 × h 69 cm



	COF	COL	100	200	300	400	500	600	700	60	80
FABRIC	-	-	-	7.285	7.828	8.428	9.030	9.633	10.235	-	-
FABRIC + LEATHER 60	-	-	-	9.309	9.611	9.948	10.284	10.621	10.958	-	-
FABRIC + LEATHER 80	-	-	-	10.281	10.585	10.921	11.258	11.595	11.931	-	-
ALL LEATHER	-	-	-	-	-	-	-	-	-	11.875	13.801

### 2.5SEATER SOFA DEEP, ARMRESTS 110

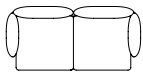
w 97¾" × d 49¼" × h 27¼"  
w 248 × d 125 × h 69 cm



	COF	COL	100	200	300	400	500	600	700	60	80
FABRIC	-	-	-	8.316	8.978	9.714	10.449	11.185	11.921	-	-
FABRIC + LEATHER 60	-	-	-	10.756	11.114	11.514	11.911	12.309	12.707	-	-
FABRIC + LEATHER 80	-	-	-	11.941	12.299	12.697	13.096	13.494	13.891	-	-
ALL LEATHER	-	-	-	-	-	-	-	-	-	13.794	16.149

### 2.5SEATER SOFA DEEP, ARMRESTS 85

w 97¾" × d 49¼" × h 27¼"  
w 248 × d 125 × h 69 cm



	COF	COL	100	200	300	400	500	600	700	60	80
FABRIC	-	-	-	8.087	8.712	9.405	10.098	10.793	11.486	-	-
FABRIC + LEATHER 60	-	-	-	10.393	10.730	11.105	11.477	11.852	12.227	-	-
FABRIC + LEATHER 80	-	-	-	11.509	11.845	12.218	12.593	12.966	13.340	-	-
ALL LEATHER	-	-	-	-	-	-	-	-	-	13.289	15.508

### 3SEATER SOFA

w 111¾" × d 39¼" × h 27¼"  
w 283 × d 100 × h 69 cm



	COF	COL	100	200	300	400	500	600	700	60	80
FABRIC	-	-	-	8.565	9.166	9.832	10.501	11.169	11.835	-	-
FABRIC + LEATHER 60	-	-	-	10.804	11.200	11.641	12.081	12.522	12.961	-	-
FABRIC + LEATHER 80	-	-	-	11.865	12.261	12.702	13.142	13.583	14.023	-	-
ALL LEATHER	-	-	-	-	-	-	-	-	-	13.781	15.918

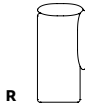
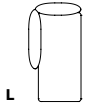
w - width / d - depth / h - height

All prices are in USD

# Echo

## modular sofa

**CHAISE LONGUE  
+ ARMREST 110 (L/R)**  
w 39¼" × d 72¾" × h 27¼"  
w 100 × d 185 × h 69 cm



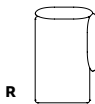
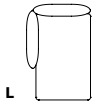
	COF	COL	100	200	300	400	500	600	700	60	80
FABRIC	-	-	-	4.976	5.321	5.704	6.087	6.470	6.854	-	-
FABRIC + LEATHER 60	-	-	-	6.287	6.488	6.711	6.933	7.158	7.380	-	-
FABRIC + LEATHER 80	-	-	-	6.915	7.116	7.339	7.562	7.785	8.009	-	-
ALL LEATHER	-	-	-	-	-	-	-	-	-	7.864	9.090

**CHAISE LONGUE  
+ ARMREST 85 (L/R)**  
w 39¼" × d 63" × h 27¼"  
w 100 × d 160 × h 69 cm



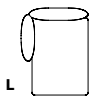
	COF	COL	100	200	300	400	500	600	700	60	80
FABRIC	-	-	-	4.480	4.790	5.135	5.478	5.823	6.168	-	-
FABRIC + LEATHER 60	-	-	-	5.658	5.839	6.039	6.240	6.442	6.643	-	-
FABRIC + LEATHER 80	-	-	-	6.224	6.404	6.605	6.806	7.008	7.207	-	-
ALL LEATHER	-	-	-	-	-	-	-	-	-	7.077	8.181

**CHAISE LONGUE 125  
+ ARMREST 110 (L/R)**  
w 49¼" × d 72¾" × h 27¼"  
w 125 × d 185 × h 69 cm



	COF	COL	100	200	300	400	500	600	700	60	80
FABRIC	-	-	-	5.770	6.206	6.689	7.171	7.654	8.138	-	-
FABRIC + LEATHER 60	-	-	-	7.359	7.605	7.880	8.154	8.428	8.704	-	-
FABRIC + LEATHER 80	-	-	-	8.113	8.359	8.634	8.908	9.182	9.458	-	-
ALL LEATHER	-	-	-	-	-	-	-	-	-	9.321	10.867

**CHAISE LONGUE 125  
+ ARMREST 85 (L/R)**  
w 49¼" × d 63" × h 27¼"  
w 125 × d 160 × h 69 cm



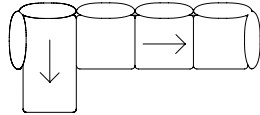
	COF	COL	100	200	300	400	500	600	700	60	80
FABRIC	-	-	-	5.193	5.585	6.019	6.455	6.889	7.324	-	-
FABRIC + LEATHER 60	-	-	-	6.623	6.846	7.092	7.339	7.587	7.833	-	-
FABRIC + LEATHER 80	-	-	-	7.301	7.524	7.770	8.017	8.265	8.512	-	-
ALL LEATHER	-	-	-	-	-	-	-	-	-	8.389	9.780

w - width / d - depth / h - height

All prices are in USD

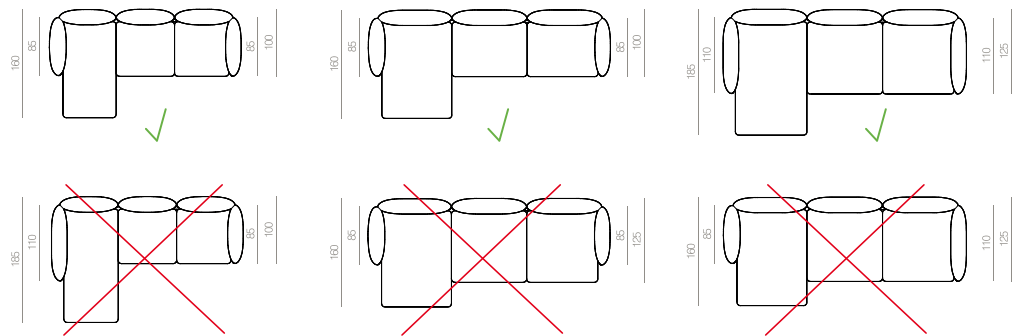
# Echo

## modular sofa



### NOTE

- WHEN ASSEMBLING THE COMPOSITIONS WITH AN EXTENDED PART, THE DIRECTION OF THE FABRIC ON THE EXTENDED PART HAS TO FOLLOW THE LONGER SIDE, SO THAT IT IS ROTATED BY 90 DEGREES IN RELATION TO THE REST OF THE SET.



- WITH MODULAR SETS, IT IS NOT POSSIBLE TO COMBINE DIFFERENT MODULE WIDTHS, TYPES OF FABRIC OR COLOURS OF THE FABRIC ON THE SAME SET. WHEN ASSEMBLING COMPOSITIONS, ADJUST THE DEPTHS OF THE ARMRESTS TO FOLLOW A SINGLE ARMREST LENGTH IN THE SAME DIRECTION. WHEN SELECTING, TAKE INTO ACCOUNT THE DEPTH OF THE MODULE, WITH THE EXCEPTION OF THE EXTENDED PART WHERE THE PRIMARY CHOICE DEPENDS ON THE LENGTH OF THE ARMREST.

# Echo

## modular sofa

### POUF

w 33 $\frac{3}{4}$ " × d 31 $\frac{3}{4}$ " × h 17"  
w 85 × d 80 × h 43 cm



	COF	COL	100	200	300	400	500	600	700	60	80
FABRIC	-	-	-	2.058	2.171	2.298	2.427	2.554	2.681	-	-
FABRIC + LEATHER 60	-	-	-	2.426	2.495	2.574	2.652	2.731	2.808	-	-
FABRIC + LEATHER 80	-	-	-	2.595	2.665	2.744	2.822	2.901	2.978	-	-
ALL LEATHER	-	-	-	-	-	-	-	-	-	3.064	3.472

### POUF 105

w 41 $\frac{1}{4}$ " × d 31 $\frac{3}{4}$ " × h 17"  
w 105 × d 80 × h 43 cm



	COF	COL	100	200	300	400	500	600	700	60	80
FABRIC	-	-	-	2.445	2.595	2.760	2.925	3.090	3.255	-	-
FABRIC + LEATHER 60	-	-	-	2.927	3.020	3.120	3.222	3.323	3.424	-	-
FABRIC + LEATHER 80	-	-	-	3.152	3.242	3.343	3.445	3.546	3.648	-	-
ALL LEATHER	-	-	-	-	-	-	-	-	-	3.706	4.236

### 1SEATER

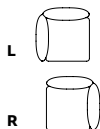
w 34 $\frac{1}{4}$ " × d 39 $\frac{1}{4}$ " × h 27 $\frac{1}{4}$ "  
w 87 × d 100 × h 69 cm



	COF	COL	100	200	300	400	500	600	700	60	80
FABRIC	-	-	-	2.826	3.006	3.206	3.406	3.605	3.805	-	-
FABRIC + LEATHER 60	-	-	-	3.425	3.534	3.655	3.775	3.896	4.016	-	-
FABRIC + LEATHER 80	-	-	-	3.711	3.820	3.940	4.061	4.183	4.303	-	-
ALL LEATHER	-	-	-	-	-	-	-	-	-	4.401	5.039

### 1SEATER + ARMREST (L/R)

w 39 $\frac{1}{4}$ " × d 39 $\frac{1}{4}$ " × h 27 $\frac{1}{4}$ "  
w 100 × d 100 × h 69 cm



	COF	COL	100	200	300	400	500	600	700	60	80
FABRIC	-	-	-	3.536	3.777	4.043	4.310	4.575	4.843	-	-
FABRIC + LEATHER 60	-	-	-	4.349	4.493	4.653	4.813	4.971	5.132	-	-
FABRIC + LEATHER 80	-	-	-	4.742	4.886	5.046	5.206	5.366	5.526	-	-
ALL LEATHER	-	-	-	-	-	-	-	-	-	5.645	6.498

w - width / d - depth / h - height

All prices are in USD

# Echo

## modular sofa

### 1.5SEATER

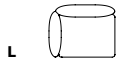
w 44" × d 39¼" × h 27¼"  
w 112 × d 100 × h 69 cm



	COF	COL	100	200	300	400	500	600	700	60	80
FABRIC	-	-	-	3.356	3.589	3.848	4.107	4.366	4.623	-	-
FABRIC + LEATHER 60	-	-	-	4.145	4.285	4.440	4.595	4.750	4.907	-	-
FABRIC + LEATHER 80	-	-	-	4.518	4.658	4.813	4.970	5.125	5.280	-	-
ALL LEATHER	-	-	-	-	-	-	-	-	-	5.391	6.219

### 1.5SEATER + ARMREST (L/R)

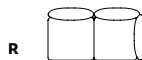
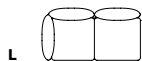
w 49¼" × d 39¼" × h 27¼"  
w 125 × d 100 × h 69 cm



	COF	COL	100	200	300	400	500	600	700	60	80
FABRIC	-	-	-	3.948	4.219	4.518	4.818	5.118	5.417	-	-
FABRIC + LEATHER 60	-	-	-	4.948	5.100	5.268	5.437	5.605	5.773	-	-
FABRIC + LEATHER 80	-	-	-	5.430	5.582	5.750	5.919	6.087	6.255	-	-
ALL LEATHER	-	-	-	-	-	-	-	-	-	6.273	7.230

### 2SEATER + ARMREST (L/R)

w 72¾" × d 39¼" × h 27¼"  
w 185 × d 100 × h 69 cm



	COF	COL	100	200	300	400	500	600	700	60	80
FABRIC	-	-	-	5.856	6.272	6.732	7.194	7.656	8.116	-	-
FABRIC + LEATHER 60	-	-	-	7.323	7.575	7.856	8.136	8.417	8.697	-	-
FABRIC + LEATHER 80	-	-	-	8.032	8.285	8.565	8.846	9.126	9.407	-	-
ALL LEATHER	-	-	-	-	-	-	-	-	-	9.436	10.913

### 2.5SEATER + ARMREST (L/R)

w 92¾" × d 39¼" × h 27¼"  
w 235 × d 100 × h 69 cm



	COF	COL	100	200	300	400	500	600	700	60	80
FABRIC	-	-	-	6.714	7.219	7.780	8.341	8.902	9.463	-	-
FABRIC + LEATHER 60	-	-	-	8.524	8.816	9.139	9.463	9.788	10.111	-	-
FABRIC + LEATHER 80	-	-	-	9.389	9.681	10.004	10.327	10.652	10.976	-	-
ALL LEATHER	-	-	-	-	-	-	-	-	-	10.948	12.745

w - width / d - depth / h - height

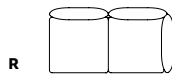
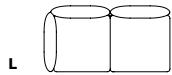
All prices are in USD

# Echo

## modular sofa

### 2.5SEATER DEEP + ARMREST 110 (L/R)

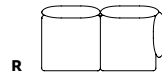
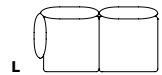
w 92 $\frac{3}{4}$ " × d 49 $\frac{1}{4}$ " × h 27 $\frac{1}{4}$ "  
w 235 × d 125 × h 69 cm



	COF	COL	100	200	300	400	500	600	700	60	80
FABRIC	-	-	-	7.534	8.108	8.745	9.384	10.020	10.657	-	-
FABRIC + LEATHER 60	-	-	-	9.819	10.133	10.482	10.831	11.180	11.530	-	-
FABRIC + LEATHER 80	-	-	-	10.864	11.179	11.527	11.877	12.227	12.575	-	-
ALL LEATHER	-	-	-	-	-	-	-	-	-	12.283	14.324

### 2.5SEATER DEEP + ARMREST 85 (L/R)

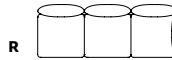
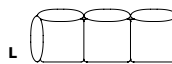
w 92 $\frac{3}{4}$ " × d 49 $\frac{1}{4}$ " × h 27 $\frac{1}{4}$ "  
w 235 × d 125 × h 69 cm



	COF	COL	100	200	300	400	500	600	700	60	80
FABRIC	-	-	-	7.395	7.950	8.567	9.184	9.799	10.416	-	-
FABRIC + LEATHER 60	-	-	-	9.605	9.908	10.247	10.583	10.920	11.258	-	-
FABRIC + LEATHER 80	-	-	-	10.616	10.920	11.256	11.595	11.931	12.268	-	-
ALL LEATHER	-	-	-	-	-	-	-	-	-	12.005	13.979

### 3SEATER + ARMREST (L/R)

w 106 $\frac{1}{4}$ " × d 39 $\frac{1}{4}$ " × h 27 $\frac{1}{4}$ "  
w 270 × d 100 × h 69 cm



	COF	COL	100	200	300	400	500	600	700	60	80
FABRIC	-	-	-	7.899	8.443	9.047	9.653	10.258	10.862	-	-
FABRIC + LEATHER 60	-	-	-	9.986	10.347	10.748	11.149	11.550	11.951	-	-
FABRIC + LEATHER 80	-	-	-	10.971	11.332	11.733	12.134	12.535	12.936	-	-
ALL LEATHER	-	-	-	-	-	-	-	-	-	12.613	14.548

### CUSHIONS LUX FILLING: FEATHER

CUSHION 17 $\frac{3}{4}$ " × 17 $\frac{3}{4}$ "  
45 × 45 cm \*



CUSHION 21 $\frac{3}{4}$ " × 21 $\frac{3}{4}$ "  
55 × 55 cm \*



	COF	COL	100	200	300	400	500	600	700	60	80
	-	-	-	186	221	261	300	338	378	455	586
	-	-	-	213	254	300	347	391	437	569	739

### CONNECTOR

w 17 $\frac{3}{4}$ " × d 5"  
w 45 × d 12.5 cm



61

COMPOSITIONS AND MODULES MUST BE JOINED WITH A CONNECTOR, WHICH NEEDS TO BE ORDERED ADDITIONALLY

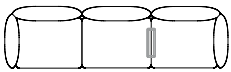
w - width / d - depth / h - height

All prices are in USD

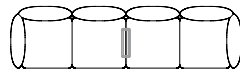
# Echo

## modular sofa

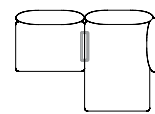
**2,5SEATER + ARMREST L**  
w 92 $\frac{3}{4}$ " x d 39 $\frac{1}{4}$ " x h 27 $\frac{1}{4}$ "  
**1,5SEATER + ARMREST R**  
w 49 $\frac{1}{4}$ " x d 39 $\frac{1}{4}$ " x h 27 $\frac{1}{4}$ "  
**CONNECTOR**  
w 17 $\frac{3}{4}$ " x d 5"



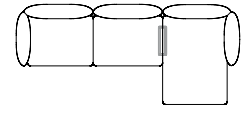
**2SEATER + ARMREST L**  
w 72 $\frac{3}{4}$ " x d 39 $\frac{1}{4}$ " x h 27 $\frac{1}{4}$ "  
**2SEATER + ARMREST R**  
w 72 $\frac{3}{4}$ " x d 39 $\frac{1}{4}$ " x h 27 $\frac{1}{4}$ "  
**CONNECTOR**  
w 17 $\frac{3}{4}$ " x d 5"



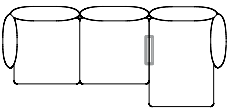
**1,5SEATER**  
w 44" x d 39 $\frac{1}{4}$ " x h 27 $\frac{1}{4}$ "  
**CHAISE LONGUE 125 + ARMREST 85 R**  
w 49 $\frac{1}{4}$ " x d 63" x h 27 $\frac{1}{4}$ "  
**CONNECTOR**  
w 17 $\frac{3}{4}$ " x d 5"



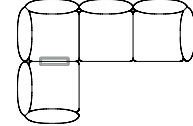
**2,5SEATER + ARMREST L**  
w 92 $\frac{3}{4}$ " x d 39 $\frac{1}{4}$ " x h 27 $\frac{1}{4}$ "  
**CHAISE LONGUE 125 + ARMREST 85 R**  
w 49 $\frac{1}{4}$ " x d 63" x h 27 $\frac{1}{4}$ "  
**CONNECTOR**  
w 17 $\frac{3}{4}$ " x d 5"



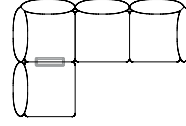
**2,5SEATER DEEP + ARMREST 85 L**  
w 235 x d 125 x h 69 cm  
**CHAISE LONGUE 125 + ARMREST 85 R**  
w 49 $\frac{1}{4}$ " x d 63" x h 27 $\frac{1}{4}$ "  
**CONNECTOR**  
w 17 $\frac{3}{4}$ " x d 5"



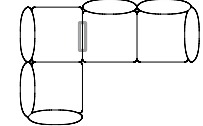
**3SEATER SOFA**  
w 111 $\frac{3}{4}$ " x d 39 $\frac{1}{4}$ " x h 27 $\frac{1}{4}$ "  
**1SEATER + ARMREST L**  
w 39 $\frac{1}{4}$ " x d 39 $\frac{1}{4}$ " x h 27 $\frac{1}{4}$ "  
**CONNECTOR**  
w 17 $\frac{3}{4}$ " x d 5"



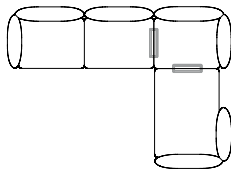
**3SEATER SOFA**  
w 111 $\frac{3}{4}$ " x d 39 $\frac{1}{4}$ " x h 27 $\frac{1}{4}$ "  
**1SEATER**  
w 34 $\frac{1}{4}$ " x d 39 $\frac{1}{4}$ " x h 27 $\frac{1}{4}$ "  
**CONNECTOR**  
w 17 $\frac{3}{4}$ " x d 5"



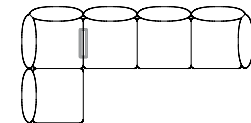
**2SEATER + ARMREST L**  
w 72 $\frac{3}{4}$ " x d 39 $\frac{1}{4}$ " x h 27 $\frac{1}{4}$ "  
**2SEATER + ARMREST R**  
w 72 $\frac{3}{4}$ " x d 39 $\frac{1}{4}$ " x h 27 $\frac{1}{4}$ "  
**CONNECTOR**  
w 17 $\frac{3}{4}$ " x d 5"



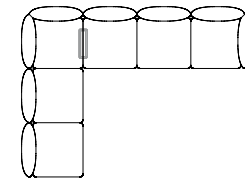
**2,5SEATER + ARMREST L**  
w 92 $\frac{3}{4}$ " x d 39 $\frac{1}{4}$ " x h 27 $\frac{1}{4}$ "  
**1,5SEATER + ARMREST R**  
w 49 $\frac{1}{4}$ " x d 39 $\frac{1}{4}$ " x h 27 $\frac{1}{4}$ "  
**CHAISE LONGUE 125 + ARMREST 85 L**  
w 49 $\frac{1}{4}$ " x d 63" x h 27 $\frac{1}{4}$ "  
**2 x CONNECTOR**  
w 17 $\frac{3}{4}$ " x d 5"



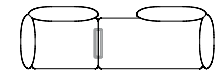
**2SEATER + ARMREST R**  
w 72 $\frac{3}{4}$ " x d 39 $\frac{1}{4}$ " x h 27 $\frac{1}{4}$ "  
**3SEATER + ARMREST R**  
w 106 $\frac{1}{4}$ " x d 39 $\frac{1}{4}$ " x h 27 $\frac{1}{4}$ "  
**CONNECTOR**  
w 17 $\frac{3}{4}$ " x d 5"



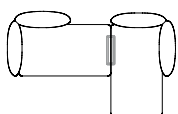
**2 x 3SEATER + ARMREST R**  
w 106 $\frac{1}{4}$ " x d 39 $\frac{1}{4}$ " x h 27 $\frac{1}{4}$ "  
**CONNECTOR**  
w 17 $\frac{3}{4}$ " x d 5"



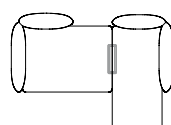
**1,5SEATER + ARMREST L**  
w 49 $\frac{1}{4}$ " x d 39 $\frac{1}{4}$ " x h 27 $\frac{1}{4}$ "  
**CHAISE LONGUE + ARMREST 110 L**  
w 39 $\frac{1}{4}$ " x d 72 $\frac{3}{4}$ " x h 27 $\frac{1}{4}$ "  
**CONNECTOR**  
w 17 $\frac{3}{4}$ " x d 5"



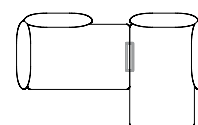
**2 x CHAISE LONGUE + ARMREST 85 R**  
w 39 $\frac{1}{4}$ " x d 63" x h 27 $\frac{1}{4}$ "  
**CONNECTOR**  
w 17 $\frac{3}{4}$ " x d 5"



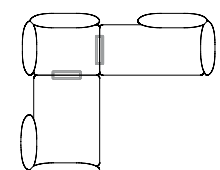
**CHAISE LONGUE 125 + ARMREST 85 R**  
w 49 $\frac{1}{4}$ " x d 63" x h 27 $\frac{1}{4}$ "  
**CHAISE LONGUE + ARMREST 110 R**  
w 39 $\frac{1}{4}$ " x d 72 $\frac{3}{4}$ " x h 27 $\frac{1}{4}$ "  
**CONNECTOR**  
w 17 $\frac{3}{4}$ " x d 5"



**2 x CHAISE LONGUE 125 + ARMREST 110 R**  
w 125 x d 185 x h 69 cm  
**CONNECTOR**  
w 17 $\frac{3}{4}$ " x d 5"



**CHAISE LONGUE 125 + ARMREST 85 R**  
w 49 $\frac{1}{4}$ " x d 63" x h 27 $\frac{1}{4}$ "  
**1,5SEATER + ARMREST L**  
w 49 $\frac{1}{4}$ " x d 39 $\frac{1}{4}$ " x h 27 $\frac{1}{4}$ "  
**CHAISE LONGUE + ARMREST 110 L**  
w 39 $\frac{1}{4}$ " x d 72 $\frac{3}{4}$ " x h 27 $\frac{1}{4}$ "  
**2 x CONNECTOR**  
w 17 $\frac{3}{4}$ " x d 5"



# Echo

## modular sofa

---

### 2SEATER SOFA

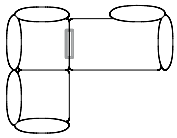
w 198 × d 100 × h 69 cm

#### CHAISE LONGUE + ARMREST 85 L

w 49¼" × d 63" × h 27¼"

#### CONNECTOR

w 17¾" × d 5"



### 2SEATER SOFA 85 DEEP

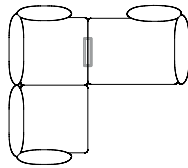
w 248 × d 125 × h 69 cm

#### CHAISE LONGUE 125 + ARMREST 85 L

w 49¼" × d 63" × h 27¼"

#### CONNECTOR

w 17¾" × d 5"



### CHAISE LONGUE + ARMREST 110 R

w 39¼" × d 72¾" × h 27¼"

#### 1,5SEATER + ARMREST R

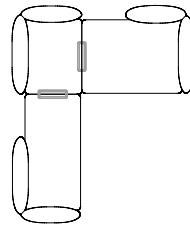
w 49¼" × d 39¼" × h 27¼"

#### CHAISE LONGUE 125 + ARMREST 85 L

w 49¼" × d 63" × h 27¼"

#### 2 × CONNECTOR

w 17¾" × d 5"



---

w - width / d - depth / h - height

#### NOTE

- WHEN ASSEMBLING LARGER COMPOSITIONS, CHOOSE LARGER MODULES (E.G. A THREE-SEATER OR TWO-SEATER WITH A FOUR-LEGGED METAL CONSTRUCTION) TO AVOID UNNECESSARY LEGS ON THE FINISHED SET.

# Elegance

## sofa



DESIGN: PROSTORIA DESIGN TEAM, 2011

**Elegance** sofa is a perfect combination of comfort and reduced volume in a sophisticated way. Its clear lines are softened with rounded wide seat cushions which can be feather-filled for additional comfort.

STRUCTURE solid wood, plywood

SUSPENSION wave springs

SEAT & BACKREST HR foam, polyester wadding / feather

BASE solid wood + lacquer, oil or oak color varnish matte / powder coated or polished metal

UPHOLSTERY fabric / leather (removable)

LUX model with feather filling

### MANDATORY TO SPECIFY

- legs *i.e.* BLACK
- upholstery *i.e.* 166 HALLINGDAL 65 500



#### ARMCHAIR

w 31 $\frac{3}{4}$ " x d 25 $\frac{3}{4}$ " x h 31 $\frac{3}{4}$ "  
w 80 x d 65 x h 80 cm



#### 2SEATER SOFA

w 63" x d 35 $\frac{3}{4}$ " x h 31 $\frac{3}{4}$ "  
w 160 x d 90 x h 80 cm



SITTING HEIGHT WITH 6 $\frac{1}{4}$ " (16 cm) LEGS IS 16 $\frac{3}{4}$ " (42 cm), WITH 8 $\frac{1}{4}$ " (21 cm) LEGS IS 18 $\frac{3}{4}$ " (47 cm), SITTING DEPTH 20" (51 cm), ARMREST HEIGHT 24 $\frac{3}{4}$ " (62 cm)

	COF	COL	100	200	300	400	500	600	700	60	80
	2.348	2.503	-	2.503	2.703	2.924	3.145	3.366	3.587	5.026	6.018
<b>LUX</b>	2.622	2.777	-	2.777	2.975	3.196	3.417	3.638	3.859	5.338	6.329

	COF	COL	100	200	300	400	500	600	700	60	80
	3.551	3.823	-	3.823	4.173	4.562	4.950	5.339	5.727	8.116	9.844
<b>LUX</b>	4.051	4.323	-	4.323	4.673	5.061	5.450	5.838	6.227	8.649	10.377

w - width / d - depth / h - height

All prices are in USD

# Elegance

## sofa

### 3SEATER SOFA

w 78 $\frac{3}{4}$ " x d 35 $\frac{3}{4}$ " x h 31 $\frac{3}{4}$ "  
w 200 x d 90 x h 80 cm



	COF	COL	100	200	300	400	500	600	700	60	80
	4.014	4.333	-	4.333	4.744	5.199	5.655	6.110	6.565	9.468	11.530
<b>LUX</b>	4.546	4.864	-	4.864	5.275	5.730	6.186	6.641	7.097	10.040	12.103

### 4SEATER SOFA

w 94 $\frac{3}{4}$ " x d 35 $\frac{3}{4}$ " x h 31 $\frac{3}{4}$ "  
w 240 x d 90 x h 80 cm



	COF	COL	100	200	300	400	500	600	700	60	80
	4.701	5.070	-	5.070	5.547	6.077	6.607	7.135	7.664	11.075	13.474
<b>LUX</b>	5.424	5.793	-	5.793	6.270	6.800	7.328	7.857	8.387	11.847	14.246

### POUF

w 31 $\frac{3}{4}$ " x d 23 $\frac{3}{4}$ " x h 16 $\frac{3}{4}$ "  
w 80 x d 60 x h 42 cm



	COF	COL	100	200	300	400	500	600	700	60	80
	1.564	1.676	-	1.676	1.822	1.982	2.143	2.303	2.463	3.173	3.816
<b>LUX</b>	1.751	1.865	-	1.865	2.008	2.170	2.330	2.492	2.652	3.361	4.005

w - width / d - depth / h - height

All prices are in USD

#### NOTE

- LUX PRESENTS THE PRICE FOR A MODEL WITH FEATHER, LUX NOTIFICATION IS REQUIRED WHEN ORDERING FEATHER FILLING
- 2SEATER SOFA AND 3SEATER SOFA ARE ALSO AVAILABLE IN OPTION WITH ONE LONG SEAT CUSHION WITH A CENTRAL SEAM AND TWO BACKREST CUSHIONS



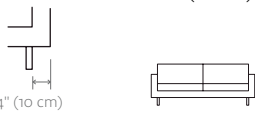





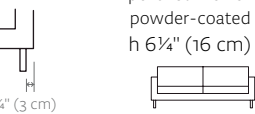



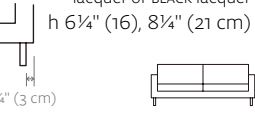



- 4SEATER IS ALSO AVAILABLE IN OPTION WITH TWO SEAT AND TWO BACKREST CUSHIONS



# Elegance

## BASES

BASES	FOR ARMCHAIR L-773 L = 30 $\frac{1}{4}$ " (77 cm)	FOR SOFA L-825 L = 32 $\frac{3}{4}$ " (83 cm)	FOR POUF L-533 L = 20 $\frac{3}{4}$ " (53 cm)	
<b>METAL LEGS</b> h 6 $\frac{1}{4}$ " (16 cm) 		198	198	198
<b>METAL LEGS INDENTED</b> h 6 $\frac{1}{4}$ " (16 cm) 		198	198	198
<b>METAL LEGS CONNECTED</b> h 6 $\frac{1}{4}$ " (16 cm) 		340	340	340
<b>INOX LEGS CONNECTED</b> h 6 $\frac{1}{4}$ " (16 cm) 		1.671	1.671	1.671
<b>BASES INCLUDED IN PRICE</b>				
<b>ROUND METAL LEGS</b> polished inox or powder-coated h 6 $\frac{1}{4}$ " (16 cm) 				
<b>WOOD WENGE</b> lacquer h 6 $\frac{1}{4}$ " (16 cm) 				
<b>OAK NATURE</b> lacquer or BLACK lacquer h 6 $\frac{1}{4}$ " (16), 8 $\frac{1}{4}$ " (21 cm) 				

All prices are in USD

# Fade

## sofa bed



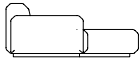
DESIGN: NUMEN/FOR USE, 2018

**Fade** is a sofa bed system featuring a characteristic, continuous diagonal bevel of edges, applied on all of the elements of the system. This formal fade-out of volumes, varying in depth or height, results in a soft transition of elements, uniting the cuboids of the seat, backrest and armrests.

STRUCTURE	solid wood, plywood	UPHOLSTERY	fabric (removable)
SUSPENSION	wave springs, elastic webbing	MATTRESS	HR foam
SEAT & BACKREST	HR foam, polyester wadding		

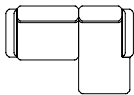
### MANDATORY TO SPECIFY

- upholstery i.e. 166 HALLINGDAL 65 500
- sketch of the configuration

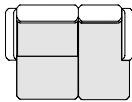


SITTING HEIGHT 15¾" (40 cm), SITTING DEPTH 28¼" (72 cm), ARMREST HEIGHT 22¾" (58 cm)

**2SEATER SOFA  
+ CHAISE LONGUE (L/R)**  
w 99¼" × d 69" × h 30"  
w 252 × d 175 × h 76 cm



w 99¼" × d 69" × h 30"  
w 252 × d 175 × h 76 cm



COF	COL	100	200	300	400	500	600	700	60	80
6.914	-	-	7.314	7.829	8.400	9.050	9.639	10.228	-	-

**MATTRESS** 78¾" × 55" (200 × 140 cm)

w - width / d - depth / h - height

All prices are in USD

### NOTE

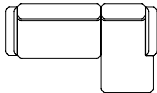
- FADE COMES WITHOUT CUSHIONS
- CHAISE LONGUE CONTAINS STORAGE FOR BEDDING
- 2SEATER + CHAISE LONGUE COMES WITH PADDED FOAM TO FILL THE GAP BETWEEN THE MATTRESS AND THE CHAISE LONGUE

# Fade

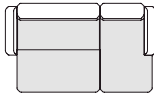
## sofa bed

### 2.5SEATER SOFA + CHAISE LONGUE (L/R)

w 115" × d 69" × h 30"  
w 292 × d 175 × h 76 cm



w 115" × d 69" × h 30"  
w 292 × d 175 × h 76 cm



COF	COL	100	200	300	400	500	600	700	60	80
7.907	-	-	8.342	8.903	9.525	10.148	10.771	11.393	-	-


**MATTRESS** 94 $\frac{3}{4}$ " × 55" (240 × 140 cm)

#### NOTE

- FADE COMES WITHOUT CUSHIONS
- CHAISE LONGUE CONTAINS STORAGE FOR BEDDING
- 2.5SEATER + CHAISE LONGUE COMES WITH PADDED FOAM TO FILL THE GAP BETWEEN THE MATTRESS AND THE CHAISE LONGUE

### 3SEATER SOFA

w 96 $\frac{3}{4}$ " × d 42 $\frac{3}{4}$ " × h 30"  
w 246 × d 108 × h 76 cm



w 96 $\frac{3}{4}$ " × d 42 $\frac{3}{4}$ " × h 30"  
w 246 × d 108 × h 76 cm



COF	COL	100	200	300	400	500	600	700	60	80
5.658	-	-	5.980	6.394	6.854	7.314	7.773	8.234	-	-

**MATTRESS** 94 $\frac{3}{4}$ " × 55" (240 × 140 cm)

w - width / d - depth / h - height

All prices are in USD

#### NOTE

- FADE COMES WITHOUT CUSHIONS

# Frame shelves



DESIGN: SANJA KNEZOVIĆ, 2019

As a basis for creation of new and utilitarian mini volumes, served basic cubi, whose sides are framed with four-sided metal frames. Six basic models of **Frames Shelves** were created in this simple way, which could thus functionally divide or unite the space. Or they could simply serve as a shelf next to a wall of a living room or an anteroom. Into these basic volumes can there be then set drawers made from massive wood as further subdivisional and sub-functional units. The wooden drawers can also create interesting play of materials in contrast to metal frames and become a special and defining units of every model.

SHELVES massiv wood + oil or lacque / COMPACT

CONSTRUCTION metal + plastification

## FRAME 1

w 200 × d 45 × h 201 cm



### OAK + BLACK COMPACT

20.769

## FRAME 2

w 200 × d 45 × h 201 cm



### OAK + BLACK COMPACT

13.961

w -width / d - depth / h-height

All prices are in USD

# Frame

## shelves

---

### FRAME 3

w 81 × d 45 × h 201 cm




---

#### OAK + BLACK COMPACT

8.950

---

### FRAME 4

w 120 × d 45 × h 201 cm




---

#### OAK + BLACK COMPACT

11.037

---

### FRAME 5

w 200 × d 45 × h 81 cm




---

#### OAK + BLACK COMPACT

12.839

---

### FRAME 6

w 240 × d 45 × h 241 cm




---

#### OAK + BLACK COMPACT

23.935

---

w - width / d - depth / h - height

All prices are in USD

# Frameless

## low tables



DESIGN: SANJA KNEZOVIĆ, 2020

**Frameless** is a member of the Frame collection of low tables. The only difference lies in the thickness of the metal construction. As the name suggests, Frameless has an extremely thin construction that results in a very refined appearance. It can function individually or in a group of low tables. This collection of low tables can be positioned either next to a sitting set or as a table for convenient storage of various items. Frameless contributes to different ways in which space can be used and to the atmosphere of the ambience. It can be as a discreet object or to accentuate a particular space. Surface with a core made of compact is inserted into a thin metal frame.

TABLE TOP	COMPACT	BASE	metal frame 3/4" x 3/4" (10 x 10 mm) + powder coating
-----------	---------	------	---

**MANDATORY TO SPECIFY**

- metal finishing *i.e.* BLACK
- table top *i.e.* COMPACT BLACK

**LOW TABLE 1**

w 39 3/4" x d 39 3/4" x h 14 1/4"  
w 100 x d 100 x h 35 cm



COMPACT BLACK	COMPACT WHITE
1.635	2.269

**LOW TABLE 2**

w 39 3/4" x d 27 3/4" x h 14 1/4"  
w 100 x d 70 x h 35 cm



COMPACT BLACK	COMPACT WHITE
1.355	1.815

**LOW TABLE 3**

w 15 3/4" x d 15 3/4" x h 21 3/4"  
w 40 x d 40 x h 55 cm



COMPACT BLACK	COMPACT WHITE
757	871

**LOW TABLE 4**

w 15 3/4" x d 15 3/4" x h 17 3/4"  
w 40 x d 40 x h 45 cm



COMPACT BLACK	COMPACT WHITE
738	853

**LOW TABLE 5**

w 15 3/4" x d 21 3/4" x h 15 3/4"  
w 40 x d 55 x h 40 cm



COMPACT BLACK	COMPACT WHITE
795	939

**LOW TABLE 6**

w 15 3/4" x d 17 3/4" x h 15 3/4"  
w 40 x d 45 x h 40 cm



COMPACT BLACK	COMPACT WHITE
776	919

w - width / d - depth / h - height

All prices are in USD

# Impression

## modular sofa



DESIGN: MEIKE HARDE, 2018

**Impression** sofa series incorporates elegance and comfort. Low and slim armrests and the backrest shape a gentle impression with curved inner parts for comfortable seating. Filigree but strong legs emphasize a fresh look. Delicate appearance is combined with a special detail on the armrests. An impression on each corner is repeated also on added cushions. The sofa comes also with open end modules, so it can be combined in various compositions.

STRUCTURE	plywood, metal	BASE	metal + powder coating
SUSPENSION	elastic webbing	UPHOLSTERY	fabric (removable)
SEAT & BACKREST	HR foam, polyester wadding	DECORATIVE CUSHIONS	feather

### MANDATORY TO SPECIFY

- **modules specification and dimensions**
- **base** i.e. B01
- **metal finishing** i.e. GREY
- **upholstery** i.e. 166 HALLINGDAL 65 500
- **sketch of the configuration**

BASE 01




BASE 02



SITTING HEIGHT 16¼" (41 cm), SITTING DEPTH 24¾" (62 cm) WITHOUT CUSHIONS

### 2SEATER SOFA

w 65" × d 35¾" × h 27¾"  
w 165 × d 90 × h 70 cm



	COF	COL	100	200	300	400	500	600	700	60	80
<b>B01</b>	4.349	-	-	4.572	4.861	5.181	5.503	5.823	6.143	-	-
<b>B02</b>	4.542	-	-	4.767	5.056	5.376	5.696	6.016	6.338	-	-

### 2.5SEATER SOFA


w 78¾" × d 35¾" × h 27¾"  
w 200 × d 90 × h 70 cm



	COF	COL	100	200	300	400	500	600	700	60	80
<b>B01</b>	4.752	-	-	5.008	5.338	5.702	6.067	6.433	6.798	-	-
<b>B02</b>	5.004	-	-	5.260	5.589	5.955	6.320	6.686	7.050	-	-

### 3SEATER SOFA

w 92¾" × d 35¾" × h 27¾"  
w 235 × d 90 × h 70 cm



	COF	COL	100	200	300	400	500	600	700	60	80
<b>B01</b>	4.970	-	-	5.257	5.627	6.036	6.447	6.856	7.267	-	-
<b>B02</b>	5.222	-	-	5.509	5.877	6.288	6.699	7.108	7.519	-	-

w - width / d - depth / h - height

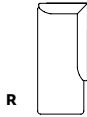
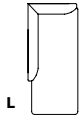
All prices are in USD

# Impression

## modular sofa

### CHAISE LONGUE (L/R)

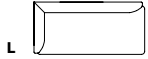
w 35<sup>3</sup>/<sub>4</sub>" × d 74<sup>3</sup>/<sub>4</sub>"/88<sup>3</sup>/<sub>4</sub>" × h 27<sup>3</sup>/<sub>4</sub>"  
w 90 × d 190/225 × h 70 cm



B01	COF	COL	100	200	300	400	500	600	700	60	80
190	5.240	-	-	5.438	5.693	5.975	6.257	6.539	6.819	-	-
225	5.341	-	-	5.570	5.864	6.191	6.518	6.844	7.171	-	-
B02	COF	COL	100	200	300	400	500	600	700	60	80
190	5.341	-	-	5.539	5.793	6.074	6.356	6.638	6.920	-	-
225	5.471	-	-	5.701	5.994	6.321	6.650	6.976	7.303	-	-

### END UNIT (L/R)

w 74<sup>3</sup>/<sub>4</sub>"/88<sup>3</sup>/<sub>4</sub>" × d 35<sup>3</sup>/<sub>4</sub>" × h 27<sup>3</sup>/<sub>4</sub>"  
w 190/225 × d 90 × h 70 cm



B01	COF	COL	100	200	300	400	500	600	700	60	80
190	5.245	-	-	5.471	5.762	6.087	6.410	6.734	7.057	-	-
225	5.490	-	-	5.747	6.079	6.448	6.816	7.184	7.554	-	-
B02	COF	COL	100	200	300	400	500	600	700	60	80
190	5.328	-	-	5.554	5.846	6.169	6.493	6.816	7.140	-	-
225	5.595	-	-	5.854	6.186	6.554	6.922	7.291	7.659	-	-

### ARMCHAIR

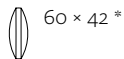
w 36<sup>3</sup>/<sub>4</sub>" × d 31<sup>3</sup>/<sub>4</sub>" × h 27<sup>3</sup>/<sub>4</sub>"  
w 92 × d 80 × h 70 cm



	COF	COL	100	200	300	400	500	600	700	60	80
B01	2.838	-	-	2.995	3.196	3.420	3.645	3.869	4.094	-	-
B02	3.156	-	-	3.313	3.516	3.741	3.965	4.189	4.414	-	-

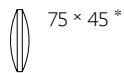
### CUSHIONS LUX FILLING: FEATHER

CUSHION 23<sup>3</sup>/<sub>4</sub>" × 16<sup>3</sup>/<sub>4</sub>"



375	-	-	375	426	482	536	592	648	-	-
-----	---	---	-----	-----	-----	-----	-----	-----	---	---

CUSHION 29<sup>3</sup>/<sub>4</sub>" × 17<sup>3</sup>/<sub>4</sub>"



416	-	-	416	475	541	607	673	739	-	-
-----	---	---	-----	-----	-----	-----	-----	-----	---	---

w - width / d - depth / h - height

All prices are in USD

#### NOTE

- WE RECOMMEND ORDERING ADDITIONAL CUSHIONS FOR A MORE COMFORTABLE USE

# Impression

## modular sofa

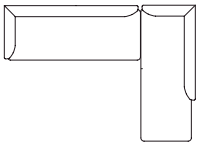
### SUGGESTED COMPOSITIONS

#### END UNIT 225 (L)

88¾" × 35¾" × 27¾"  
225 × 90 × 70 cm

#### CHAISE LONGUE 225 (R)

88¾" × 35¾" × 27¾"  
225 × 90 × 70 cm

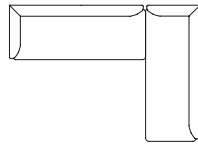


#### END UNIT 225 (L)

88¾" × 35¾" × 27¾"  
225 × 90 × 70 cm

#### END UNIT 225 (L)

88¾" × 35¾" × 27¾"  
225 × 90 × 70 cm

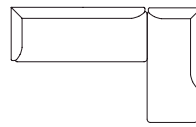


#### END UNIT 225 (L)

88¾" × 35¾" × 27¾"  
225 × 90 × 70 cm

#### CHAISE LONGUE 190 (R)

74¾" × 35¾" × 27¾"  
190 × 90 × 70 cm

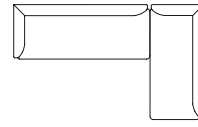


#### END UNIT 225 (L)

88¾" × 35¾" × 27¾"  
225 × 90 × 70 cm

#### END UNIT 190 (L)

74¾" × 35¾" × 27¾"  
190 × 90 × 70 cm

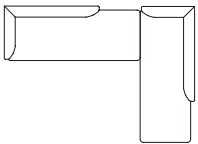


#### CHAISE LONGUE 225 (R)

88¾" × 35¾" × 27¾"  
225 × 90 × 70 cm

#### CHAISE LONGUE 225 (R)

88¾" × 35¾" × 27¾"  
225 × 90 × 70 cm

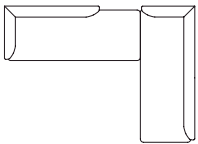


#### CHAISE LONGUE 225 (R)

88¾" × 35¾" × 27¾"  
225 × 90 × 70 cm

#### END UNIT 225 (L)

88¾" × 35¾" × 27¾"  
225 × 90 × 70 cm

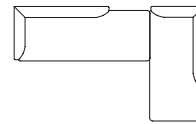


#### CHAISE LONGUE 225 (R)

88¾" × 35¾" × 27¾"  
225 × 90 × 70 cm

#### CHAISE LONGUE 190 (R)

74¾" × 35¾" × 27¾"  
190 × 90 × 70 cm

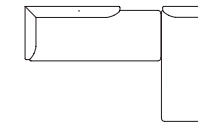


#### CHAISE LONGUE 225 (R)

88¾" × 35¾" × 27¾"  
225 × 90 × 70 cm

#### END UNIT 190 (L)

74¾" × 35¾" × 27¾"  
190 × 90 × 70 cm

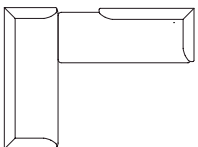


#### 3SEATER SOFA

92¾" × 35¾" × 27¾"  
235 × 90 × 70 cm

#### CHAISE LONGUE 225 (L)

88¾" × 35¾" × 27¾"  
225 × 90 × 70 cm

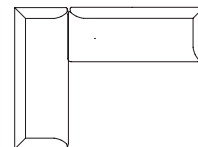


#### 3SEATER SOFA

92¾" × 35¾" × 27¾"  
235 × 90 × 70 cm

#### END UNIT 225 (R)

88¾" × 35¾" × 27¾"  
225 × 90 × 70 cm

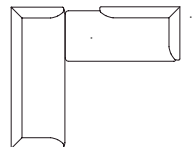


#### 3SEATER SOFA

92¾" × 35¾" × 27¾"  
235 × 90 × 70 cm

#### CHAISE LONGUE 190 (L)

74¾" × 35¾" × 27¾"  
190 × 90 × 70 cm

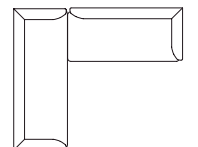


#### 3SEATER SOFA

92¾" × 35¾" × 27¾"  
235 × 90 × 70 cm

#### END UNIT 190 (R)

74¾" × 35¾" × 27¾"  
190 × 90 × 70 cm



#### BASE 01



#### BASE 02



# Impression

## modular sofa

SUGGESTED COMPOSITIONS

**2,5SEATER**

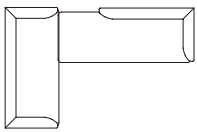
78¾" × 35¾" × 27¾"

200 × 90 × 70 cm

**CHAISE LONGUE 225 (L)**

88¾" × 35¾" × 27¾"

225 × 90 × 70 cm

**2,5SEATER**

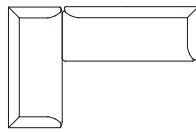
78¾" × 35¾" × 27¾"

200 × 90 × 70 cm

**END UNIT 225 (R)**

88¾" × 35¾" × 27¾"

225 × 90 × 70 cm

**2,5SEATER**

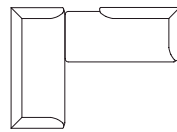
78¾" × 35¾" × 27¾"

200 × 90 × 70 cm

**CHAISE LONGUE 190 (L)**

74¾" × 35¾" × 27¾"

190 × 90 × 70 cm

**2,5SEATER**

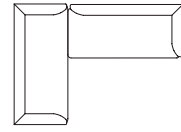
78¾" × 35¾" × 27¾"

200 × 90 × 70 cm

**END UNIT 225 (R)**

88¾" × 35¾" × 27¾"

225 × 90 × 70 cm

**END UNIT 190 (L)**

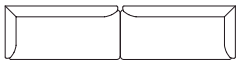
74¾" × 35¾" × 27¾"

190 × 90 × 70 cm

**END UNIT 190 (R)**

74¾" × 35¾" × 27¾"

190 × 90 × 70 cm

**END UNIT 225 (L)**

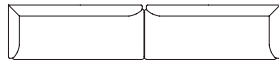
88¾" × 35¾" × 27¾"

225 × 90 × 70 cm

**END UNIT 225 (R)**

88¾" × 35¾" × 27¾"

225 × 90 × 70 cm

**CHAISE LONGUE 190 (R)**

74¾" × 35¾" × 27¾"

190 × 90 × 70 cm

**END UNIT 190 (L)**

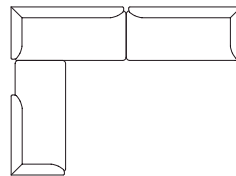
74¾" × 35¾" × 27¾"

190 × 90 × 70 cm

**END UNIT 190 (R)**

74¾" × 35¾" × 27¾"

190 × 90 × 70 cm

**CHAISE LONGUE 190 (R)**

74¾" × 35¾" × 27¾"

190 × 90 × 70 cm

**END UNIT 225 (L)**

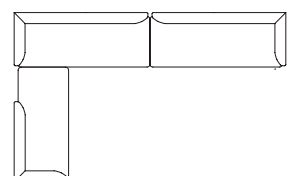
88¾" × 35¾" × 27¾"

225 × 90 × 70 cm

**END UNIT 225 (R)**

88¾" × 35¾" × 27¾"

225 × 90 × 70 cm

**CHAISE LONGUE 190 (R)**

74¾" × 35¾" × 27¾"

190 × 90 × 70 cm

**CHAISE LONGUE 190 (R)**

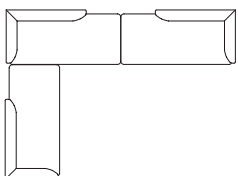
74¾" × 35¾" × 27¾"

190 × 90 × 70 cm

**CHAISE LONGUE 190 (L)**

74¾" × 35¾" × 27¾"

190 × 90 × 70 cm

**CHAISE LONGUE 225 (R)**

88¾" × 35¾" × 27¾"

225 × 90 × 70 cm

**END UNIT 190 (L)**

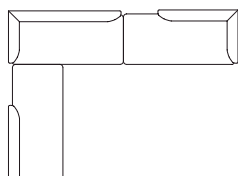
74¾" × 35¾" × 27¾"

190 × 90 × 70 cm

**CHAISE LONGUE 190 (L)**

74¾" × 35¾" × 27¾"

190 × 90 × 70 cm

**CHAISE LONGUE 190 (R)**

74¾" × 35¾" × 27¾"

190 × 90 × 70 cm

**CHAISE LONGUE 225 (R)**

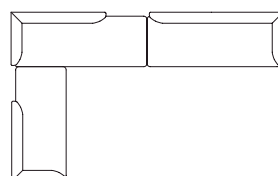
88¾" × 35¾" × 27¾"

225 × 90 × 70 cm

**END UNIT 225 (R)**

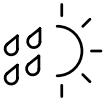
88¾" × 35¾" × 27¾"

225 × 90 × 70 cm



# Jugo

OUTDOOR



DESIGN: NUMEN/FOR USE, 2021

The **Jugo** outdoor collection is reminiscent of the Mediterranean laid-back spirit evoking the need for hedonism. The collection is designed to contrast the rational and almost ascetic powder coated construction made of stainless steel to the oversized wooden armrests and lavish cushions.

STRUCTURE	stainless steel tube $\varnothing$ ¾" (16 mm) + powder coating (3seater) / stainless steel tube $\varnothing$ 1" (25 mm) + stainless steel plate + powder coating (tables)	SEAT & BACKREST	stainless steel plate + powder coating
BASE	stainless steel tube $\varnothing$ ¾" (16 mm) + powder coating	CUSHIONS	waterproof fabric (removable)
ARMREST	solid wood + outdoor oil	TABLE TOP	stainless steel slats + powder coating / solid wood slats + outdoor oil

## MANDATORY TO SPECIFY

- metal finishing *i.e.* YELLOW
- upholstery *i.e.* ROCOCÒ NAVY 600
- dimensions of the table
- define left or right armrest for the sunlounger with 1 armrest L/R



### CHAIR

w 21¼" × d 21¾" × h 31¾"  
w 54 × d 55 × h 80 cm



### CHAIR WITH METAL ARMREST

w 23¾" × d 21¾" × h 31¾"  
w 60 × d 55 × h 80 cm



### CHAIR WITH WOODEN ARMREST

w 23¾" × d 21¾" × h 31¾"  
w 60 × d 56 × h 80 cm



### CHAIR CUSHION

### BARSTOOL

w 18¾" × d 19¼" × h 38¾"  
w 47 × d 49 × h 97 cm



### BARSTOOL CUSHION

SITTING HEIGHT 17" (43 cm), 18¾" (47 cm) WITH CUSHION, BARSTOOL SITTING HEIGHT 29¾" (74 cm), 30¾" (78 cm) WITH CUSHION

1.461

STACKABLE, 6 PIECES

1.576

STACKABLE, 6 PIECES

### TEAK

1.852

COF	COL	100	200	300	400	500	600	700	60	80
-----	-----	-----	-----	-----	-----	-----	-----	-----	----	----

447	-	-	483	533	586	639	693	746	-	-
-----	---	---	-----	-----	-----	-----	-----	-----	---	---

1.396

COF	COL	100	200	300	400	500	600	700	60	80
-----	-----	-----	-----	-----	-----	-----	-----	-----	----	----

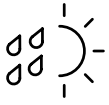
266	-	-	287	315	347	378	409	442	-	-
-----	---	---	-----	-----	-----	-----	-----	-----	---	---

w - width / d - depth / h - height

All prices are in USD

# Jugo

OUTDOOR



## ARMCHAIR

w 33" × d 31" × h 25¼"  
w 84 × d 79 × h 64 cm



## TEAK

2.383

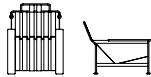
## ARMCHAIR CUSHION

COF	COL	100	200	300	400	500	600	700	60	80
800	-	-	932	1.102	1.290	1.478	1.667	1.856	-	-

ARMCHAIR SITTING HEIGHT 11¼" (29 cm) WITHOUT CUSHION, 17" (43 cm) WITH CUSHION

## LOUNGE ARMCHAIR

w 29¼" × d 37" × h 28¼"  
w 74 × d 94 × h 72 cm



## TEAK

2.378

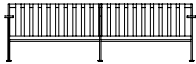
COF	COL	100	200	300	400	500	600	700	60	80
927	-	-	1.069	1.249	1.450	1.652	1.853	2.054	-	-

LOUNGE ARMCHAIR SITTING HEIGHT 9¾" (25 cm) WITHOUT CUSHION, 15¼" (39 cm) WITH CUSHION

## LOUNGE ARMCHAIR CUSHION

## 3SEATER

w 83¾" × d 31" × h 25¼"  
w 213 × d 79 × h 64 cm



## TEAK

3.908

3SEATER INCLUDES A HEIGHT REGULATING LEG LOCATED IN THE MIDDLE OF THE SOFA

COF	COL	100	200	300	400	500	600	700	60	80
1.563	-	-	1.827	2.166	2.543	2.921	3.297	3.675	-	-

3SEATER SITTING HEIGHT 11¼" (29 cm) WITHOUT CUSHION, 17" (43 cm) WITH CUSHION

## 3SEATER CUSHION

## SUNLOUNGER

w 82¾" × d 30" × h 11¼"  
w 210 × d 76 × h 29 cm




## TEAK

5.665

SUNLOUNGER SITTING HEIGHT 11¼" (29 cm) WITHOUT CUSHION, 17" (43 cm) WITH CUSHION

## SUNLOUNGER WITH ARMRESTS

w 82¾" × d 38¾" × h 25¼"  
w 210 × d 98 × h 51 cm

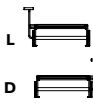


## TEAK

6.718

## SUNLOUNGER WITH 1 ARMREST (L/R)

w 82¾" × d 34¼" × h 25¼"  
w 210 × d 87 × h 51 cm



## TEAK

6.440

## SUNLOUNGER CUSHION

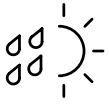
COF	COL	100	200	300	400	500	600	700	60	80
1.422	-	-	1.642	1.924	2.239	2.553	2.868	3.181	-	-

w - width / d - depth / h - height

All prices are in USD

# Jugo

OUTDOOR



## TABLE 140X80

w 56¼" × d 31¼" × h 29¾"  
w 143 × d 83 × h 75 cm



TEAK

5.219

## TABLE 80x80

w 31¾" × d 31¼" × h 29¾"  
w 83 × d 83 × h 75 cm

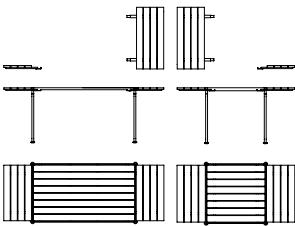


TEAK

3.727

## TABLE EXTENSIONS

w 14¾" × d 29¾" × h 1¾"  
w 37 × d 75 × h 4 cm



TEAK

2.430

THE PRICE INCLUDES BOTH SIDES OF EXTENSIONS

## LOW TABLE

w 37¾" × d 37¾" × h 15¾"  
w 95 × d 95 × h 40 cm



TEAK

3.977

## SIDE TABLE

w 17¾" × d 21¼" × h 15¾"  
w 45 × d 54 × h 40 cm



1.490

AVAILABLE ONLY IN THE OPTION WITH INOX SLATS

w - width / d - depth / h - height

All prices are in USD

# Klaster

## modular sofa



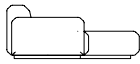
DESIGN: NUMEN/FOR USE, 2021

**Klaster** is a flexible modular system made up of minimalist cubes. It consists of 14 modules: 6 seats, 4 sofas and 4 backrests which can be freely combined into any number of exciting configurations. The visual identity of the modules aims for a certain degree of neutrality, thereby enabling maximum creativity when it comes to their arrangement and use. Thanks to the variety of the modules and their multifunctionality, Klaster is equally at home in both domestic interior and public space.

STRUCTURE	plywood, metal, solid wood	BASE	metal + powder coating BLACK
SUSPENSION	GOODSIDE® slats, elastic webbing	ARMREST	plywood, veneer + lacquer or BLACK varnish matte
SEAT & BACKREST	HR foam, polyester wadding	UPHOLSTERY	fabric (removable)

### MANDATORY TO SPECIFY

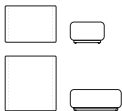
- modules specification and dimensions
- upholstery i.e. 166 HALLINGDAL 65 500
- sketch of the configuration



SITTING HEIGHT 15" (38 cm)

#### SEAT S

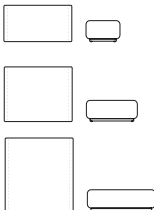
w 38¾" × d 25¾"/38¾" × h 15"  
w 98 × d 65/98 × h 38 cm



	COF	COL	100	200	300	400	500	600	700	60	80
65	1.332	-	-	1.427	1.553	1.691	1.830	1.968	2.107	-	-
98	1.787	-	-	1.944	2.143	2.366	2.589	2.812	3.034	-	-

#### SEAT M

w 51¼" × d 25¾"/38¾"/51¼" × h 15"  
w 130 × d 65/98/130 × h 38 cm



	COF	COL	100	200	300	400	500	600	700	60	80
65	1.851	-	-	1.962	2.102	2.259	2.416	2.572	2.729	-	-
98	2.282	-	-	2.421	2.600	2.798	2.998	3.196	3.396	-	-
130	2.297	-	-	2.465	2.681	2.922	3.163	3.404	3.645	-	-

#### SEAT XL

w 76¾" × d 25¾" × h 15"  
w 195 × d 65 × h 38 cm



	COF	COL	100	200	300	400	500	600	700	60	80
65	2.084	-	-	2.232	2.422	2.632	2.843	3.054	3.264	-	-

w - width / d - depth / h - height

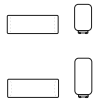
All prices are in USD

# Klaster

## modular sofa

### BACKREST S

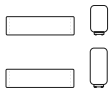
w 38 $\frac{3}{4}$ " x d 13" x h 20 $\frac{3}{4}$ "/27 $\frac{3}{4}$ "  
w 98 x d 33 x h 52/70 cm



	COF	COL	100	200	300	400	500	600	700	60	80
<b>LOW</b>	1.211	-	-	1.284	1.374	1.478	1.581	1.683	1.785	-	-
<b>HIGH</b>	1.300	-	-	1.394	1.513	1.645	1.779	1.911	2.043	-	-

### BACKREST M

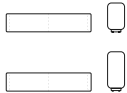
w 51 $\frac{1}{4}$ " x d 13" x h 20 $\frac{3}{4}$ "/27 $\frac{3}{4}$ "  
w 130 x d 33 x h 52/70 cm



	COF	COL	100	200	300	400	500	600	700	60	80
<b>LOW</b>	1.407	-	-	1.502	1.620	1.752	1.884	2.018	2.150	-	-
<b>HIGH</b>	1.584	-	-	1.698	1.845	2.008	2.170	2.333	2.495	-	-

### BACKREST L

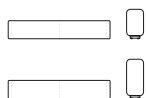
w 64 $\frac{1}{4}$ " x d 13" x h 20 $\frac{3}{4}$ "/27 $\frac{3}{4}$ "  
w 163 x d 33 x h 52/70 cm



	COF	COL	100	200	300	400	500	600	700	60	80
<b>LOW</b>	1.662	-	-	1.770	1.911	2.067	2.224	2.381	2.538	-	-
<b>HIGH</b>	1.739	-	-	1.873	2.046	2.239	2.432	2.625	2.817	-	-

### BACKREST XL

w 76 $\frac{3}{4}$ " x d 13" x h 20 $\frac{3}{4}$ "/27 $\frac{3}{4}$ "  
w 195 x d 33 x h 52/70 cm



	COF	COL	100	200	300	400	500	600	700	60	80
<b>LOW</b>	1.779	-	-	1.909	2.077	2.264	2.450	2.638	2.825	-	-
<b>HIGH</b>	1.873	-	-	2.033	2.239	2.467	2.696	2.925	3.153	-	-

### WOODEN ARMREST

w 25 $\frac{3}{4}$ " x d 6" x h 20 $\frac{3}{4}$ "  
w 65 x d 15,5 x h 52 cm



747

w - width / d - depth / h - height

All prices are in USD

#### NOTE

- WHEN WOODEN ARMREST IS SET, IT ADDS 2" (5 cm) TO THE WIDTH OF THE MODULE TO WHICH IT IS ATTACHED
- WOODEN ARMREST IS AVAILABLE ONLY IN OAK, LACQUER OR BLACK LACQUER

# Klaster

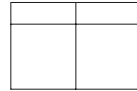
## modular sofa

POSSIBLE COMPOSITIONS

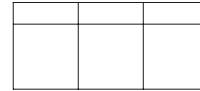
**SEAT S 98, BACKREST HIGH**  
w 38<sup>3</sup>/<sub>4</sub>" × d 51<sup>1</sup>/<sub>4</sub>" × h 27<sup>3</sup>/<sub>4</sub>"  
w 98 × d 130 × h 70



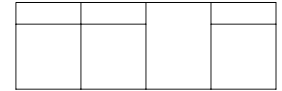
**SEAT S 98 (2X), BACKREST S HIGH (2X)**  
w 76<sup>3</sup>/<sub>4</sub>" × d 51<sup>1</sup>/<sub>4</sub>" × h 27<sup>3</sup>/<sub>4</sub>"  
w 195 × d 130 × h 70 cm



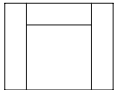
**SEAT S 98 (3X), BACKREST S HIGH (3X)**  
w 115<sup>1</sup>/<sub>4</sub>" × d 51<sup>1</sup>/<sub>4</sub>" × h 27<sup>3</sup>/<sub>4</sub>"  
w 293 × d 130 × h 70 cm



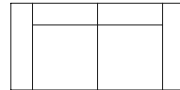
**SEAT S 98 (3X), SEAT M 98, BACKREST S HIGH (3X)**  
w 153<sup>3</sup>/<sub>4</sub>" × d 51<sup>1</sup>/<sub>4</sub>" × h 27<sup>3</sup>/<sub>4</sub>"  
w 390 × d 130 × h 70 cm



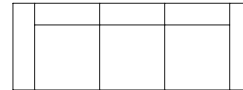
**SEAT S 98, BACKREST S HIGH, BACKREST M LOW (2X)**  
w 64<sup>1</sup>/<sub>4</sub>" × d 51<sup>1</sup>/<sub>4</sub>" × h 27<sup>3</sup>/<sub>4</sub>"  
w 163 × d 130 × h 70 cm



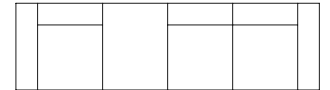
**SEAT S 98 (2X), BACKREST S HIGH (2X), BACKREST M LOW (2X)**  
w 102<sup>1</sup>/<sub>4</sub>" × d 51<sup>1</sup>/<sub>4</sub>" × h 27<sup>3</sup>/<sub>4</sub>"  
w 260 × d 130 × h 70 cm




**SEAT S 98 (3X), BACKREST S HIGH (3X), BACKREST M LOW (2X)**  
w 141" × d 51<sup>1</sup>/<sub>4</sub>" × h 27<sup>3</sup>/<sub>4</sub>"  
w 358 × d 130 × h 70 cm




**SEAT S 98 (3X), SEAT M 98, BACKREST S HIGH (3X), BACKREST M LOW (2X)**  
w 179<sup>1</sup>/<sub>4</sub>" × d 51<sup>1</sup>/<sub>4</sub>" × h 27<sup>3</sup>/<sub>4</sub>"  
w 455 × d 130 × h 70 cm




**SEAT XL 65, BACKREST XL HIGH**  
w 76<sup>3</sup>/<sub>4</sub>" × d 38<sup>3</sup>/<sub>4</sub>" × h 27<sup>3</sup>/<sub>4</sub>"  
w 195 × d 98 × h 70 cm




**SEAT XL 65, BACKREST S LOW, BACKREST XL HIGH**  
w 89<sup>3</sup>/<sub>4</sub>" × d 38<sup>3</sup>/<sub>4</sub>" × h 27<sup>3</sup>/<sub>4</sub>"  
w 228 × d 98 × h 70 cm




**SEAT XL 65, BACKREST S LOW, BACKREST XL HIGH**  
w 89<sup>3</sup>/<sub>4</sub>" × d 38<sup>3</sup>/<sub>4</sub>" × h 27<sup>3</sup>/<sub>4</sub>"  
w 228 × d 98 × h 70 cm



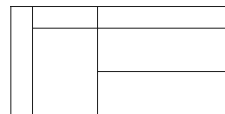
**SEAT XL 65, BACKREST S LOW (2X), BACKREST XL HIGH**  
w 102<sup>1</sup>/<sub>4</sub>" × d 38<sup>3</sup>/<sub>4</sub>" × h 27<sup>3</sup>/<sub>4</sub>"  
w 260 × d 98 × h 70 cm




**SEAT M 98, SEAT XL 65, BACKREST S HIGH, BACKREST XL HIGH**  
w 115<sup>1</sup>/<sub>4</sub>" × d 64<sup>1</sup>/<sub>4</sub>" × h 27<sup>3</sup>/<sub>4</sub>"  
w 293 × d 163 × h 70 cm




**SEAT M 98, SEAT XL 65, BACKREST S HIGH, BACKREST L LOW, BACKREST XL HIGH (OPTION A)**  
w 128" × d 64<sup>1</sup>/<sub>4</sub>" × h 27<sup>3</sup>/<sub>4</sub>"  
w 325 × d 163 × h 70



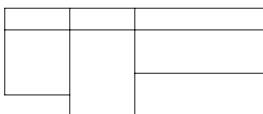
**SEAT M 98, SEAT XL 65, BACKREST S HIGH, BACKREST L LOW, BACKREST XL HIGH (OPTION B)**  
w 128" × d 64<sup>1</sup>/<sub>4</sub>" × h 27<sup>3</sup>/<sub>4</sub>"  
w 325 × d 163 × h 70



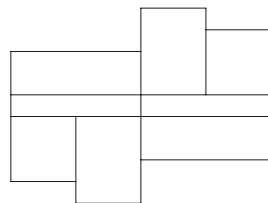
**SEAT M 98, SEAT XL 65, BACKREST S HIGH, BACKREST S LOW, BACKREST L LOW, BACKREST XL HIGH**  
w 141" × d 64<sup>1</sup>/<sub>4</sub>" × h 27<sup>3</sup>/<sub>4</sub>"  
w 358 × d 163 × h 70 cm



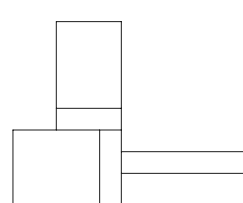
**SEAT S 98, SEAT M 98, SEAT XL 65, BACKREST S HIGH (2X), BACKREST XL HIGH**  
w 153<sup>3</sup>/<sub>4</sub>" × d 64<sup>1</sup>/<sub>4</sub>" × h 27<sup>3</sup>/<sub>4</sub>"  
w 390 × d 163 × h 70 cm



**SEAT S 98 (2X), SEAT M 98 (2X), SEAT XL 65 (2X), BACKREST XL HIGH (2X)**  
w 153<sup>3</sup>/<sub>4</sub>" × d 115<sup>1</sup>/<sub>4</sub>" × h 27<sup>3</sup>/<sub>4</sub>"  
w 390 × d 293 × h 70 cm



**SEAT M 98, SEAT M 130, SEAT XL 65, BACKREST S HIGH, BACKREST M HIGH, BACKREST XL HIGH**  
w 141" × d 115<sup>1</sup>/<sub>4</sub>" × h 27<sup>3</sup>/<sub>4</sub>"  
w 358 × d 293 × h 70 cm



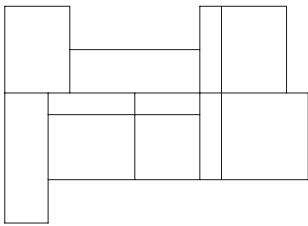
w - width / d - depth / h - height

# Klaster

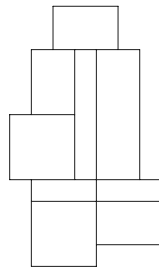
## modular sofa

POSSIBLE COMPOSITIONS

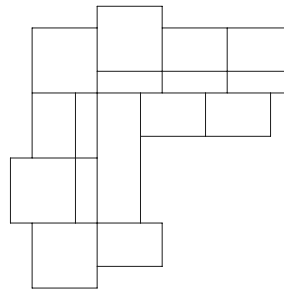
**SEAT S 98, SEAT M 98 (3X), SEAT M 130,  
SEAT XL 65 (2X), BACKREST S HIGH,  
BACKREST M HIGH (3X)**  
w 179<sup>3</sup>/<sub>4</sub>" × d 128" × h 27<sup>3</sup>/<sub>4</sub>"  
w 455 × d 325 × h 70 cm



**SEAT S 65 (3X), SEAT S 98 (2X),  
SEAT XL 65, BACKREST S HIGH (2X),  
BACKREST XL HIGH**  
w 89<sup>3</sup>/<sub>4</sub>" × d 153<sup>3</sup>/<sub>4</sub>" × h 27<sup>3</sup>/<sub>4</sub>"  
w 228 × d 390 × h 70 cm



**SEAT S 65 (6X), SEAT S 98 (4X), SEAT  
XL 65, BACKREST S HIGH (5X)**  
w 166<sup>3</sup>/<sub>4</sub>" × d 166<sup>3</sup>/<sub>4</sub>" × h 27<sup>3</sup>/<sub>4</sub>"  
w 423 × d 423 × h 70 cm



w - width / d - depth / h - height

# Knif

## shelving system



DESIGN: STUDIO RU:T, 2021

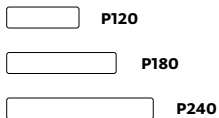
**Knif** is a modular shelving system which caters for customized solutions and diverse user needs in various concepts of interior design. Composed of the metal construction and solid wood shelves, the system provides numerous combinations of heights and widths that can be upgraded over time. With visually light and low-key appearance, this sturdy structure sets the stage to the user's content. Quite spacious shelf's depth provides for exhibiting objects of diverse nature. Knif's minimalistic flair makes it compatible with other interior elements while preserving its own character.

SHELVES	oak solid wood + oil, lacquer or color varnish matte / brushed oak
FRAME	steel tube $\varnothing$ 3/4" (18 mm) + $\varnothing$ 3/4" (12 mm) + powder coating
LEGS	steel $\varnothing$ 3/4" (18 mm) + powder coating

### MANDATORY TO SPECIFY

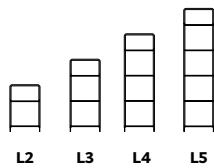
- modules specification and dimensions
- sketch of the configuration

### SHELVES



P120	P180	P240
w 46 3/4" x d 13 3/4" x h 1"	w 70 3/4" x d 13 3/4" x h 1"	w 94 3/4" x d 13 3/4" x h 1"
w 119 x d 35 x h 2,5 cm	w 180 x d 35 x h 2,5 cm	w 240,5 x d 35 x h 2,5 cm
578	729	908

### FRAMES



L2	L3	L4	L5
w 19 3/4" x h 27 3/4"	w 19 3/4" x h 44"	w 19 3/4" x h 60 1/4"	w 19 3/4" x h 76 3/4"
w 50 x h 70 cm	w 50 x h 111,5 cm	w 50 x h 153 cm	w 50 x h 194,5 cm
206	219	261	289

### U FORM LEG

w 12 3/4" x h 9 1/4" x d  $\varnothing$  3/4"  
w 32 x h 23,5 x d  $\varnothing$  1,8 cm



92

### LEG (SET OF 2)

w  $\varnothing$  3/4" x h 9 1/4"  
w  $\varnothing$  1,8 cm x h 23,5 cm

87

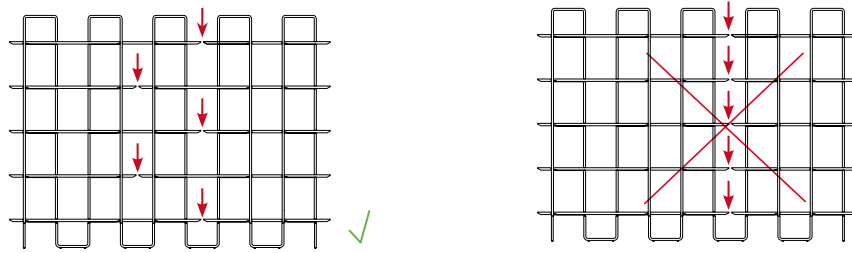
w - width / d - depth / h - height

All prices are in USD

# Knif

## shelving system

**NOTE** - SHELF BOARDS NEED TO BE SET **CROSSED** IN ORDER TO IMPROVE FIRMNESS



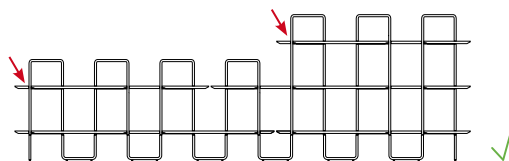
- TO CREATE THE SHELVING SYSTEM WITH 4 VERTICALS/LADDER USE BOARDS 240



- TO CREATE THE SHELVING SYSTEM WITH 6 VERTICALS/ LADDER USE BOARDS 120 + 240



- THE BOARD 180 CAN BE USED ONLY ON THE LEFT SIDE OF THE LADDER AND THE FRONT PART OF THE SHELF



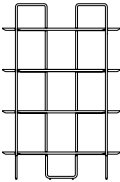
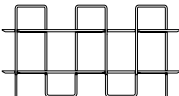
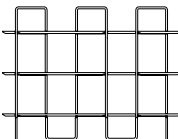
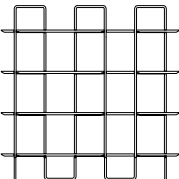


- TWO SHELVES WITH THE WIDTH OF 180 CM CANNOT BE COMBINED NEXT TO EACH OTHER

# Knif

## shelving system

## BASIC MODULES

<p><b>BASIC MODULE 01 (2X2)</b> SHELF P120 × 2 + FRAME L2 × 2 + U FORM LEG + LEG (SET OF 2) × 1 w 46¾" × h 36¾" × d 15¼" w 119 × h 93.5 × d 39 cm</p>	<p><b>BASIC MODULE 02 (2X3)</b> SHELF P120 × 3 + FRAME L3 × 2 + U FORM LEG + LEG (SET OF 2) × 1 w 46¾" × h 53¾" × d 15¼" w 119 × h 135 × d 39 cm</p>	<p><b>BASIC MODULE 03 (2X4)</b> SHELF P120 × 4 + FRAME L4 × 2 + U FORM LEG + LEG (SET OF 2) × 1 w 46¾" × h 69¾" × d 15¼" w 119 × h 176.5 × d 39 cm</p>
1.747	2.351	3.013
		
<p><b>BASIC MODULE 04 (3X2)</b> SHELF P180 × 2 + FRAME L2 × 3 + U FORM LEG × 2 + LEG (SET OF 2) × 1 w 70¾" × h 36¾" × d 15¼" w 180 × h 93.5 × d 39 cm</p>	<p><b>BASIC MODULE 05 (3X3)</b> SHELF P180 × 3 + FRAME L3 × 3 + U FORM LEG × 2 + LEG (SET OF 2) × 1 w 70¾" × h 53¾" × d 15¼" w 180 × h 135 × d 39 cm</p>	<p><b>BASIC MODULE 06 (3X4)</b> SHELF P180 × 4 + FRAME L4 × 3 + U FORM LEG × 2 + LEG (SET OF 2) × 1 w 70¾" × h 69¾" × d 15¼" w 180 × h 176.5 × d 39 cm</p>
2.347	3.115	3.970
		

# Knif

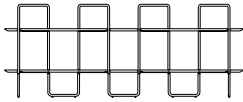
## shelving system

### BASIC MODULES

#### BASIC MODULE 07 (4x2)

SHELF P240 × 2 + FRAME L2 × 4 +  
U FORM LEG × 3 + LEG (SET OF 2) × 1  
w 94¾" × h 36¾" × d 15¼"  
w 240.5 × h 93.5 × d 39 cm

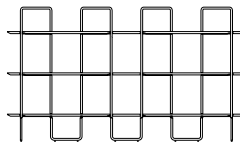
3.003



#### BASIC MODULE 08 (4x3)

SHELF P240 × 3 + FRAME L3 × 4 +  
U FORM LEG × 3 + LEG (SET OF 2) × 1  
w 94¾" × h 53¼" × d 15¼"  
w 240.5 × h 135 × d 39 cm

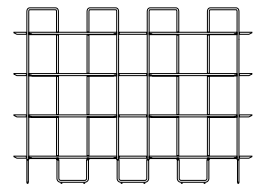
3.963



#### BASIC MODULE 09 (4x4)

SHELF P240 × 4 + FRAME L4 × 4  
+ U FORM LEG × 3 + LEG (SET OF 2) × 1  
w 94¾" × h 69¾" × d 15¼"  
w 240.5 × h 176.5 × d 39 cm


5.039



#### BASIC MODULE 10 (2x5)

SHELF P120 × 5 + FRAME L5 × 2 +  
U FORM LEG + LEG (SET OF 2) × 1  
w 46¾" × h 85¾" × d 15¼"  
w 119 × h 218 × d 39 cm


3.647



#### BASIC MODULE 11 (3x5)

SHELF P180 × 5 + FRAME L5 × 3 +  
U FORM LEG × 2 + LEG (SET OF 2) × 1  
w 70¾" × h 85¾" × d 15¼"  
w 180 × h 218 × d 39 cm

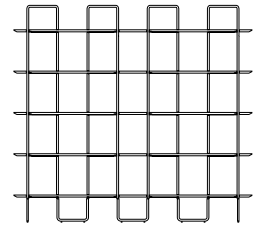
4.783



#### BASIC MODULE 12 (4x5)

SHELF P240 × 5 + FRAME L5 × 4 +  
U FORM LEG × 3 + LEG (SET OF 2) × 1  
w 94¾" × h 85¾" × d 15¼"  
w 240.5 × h 218 × d 39 cm

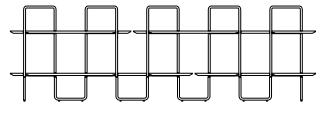
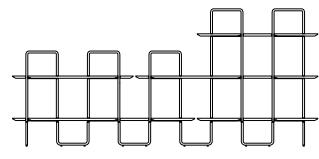
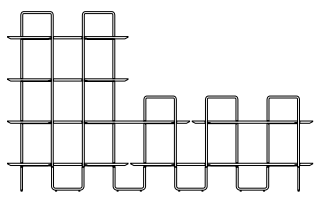
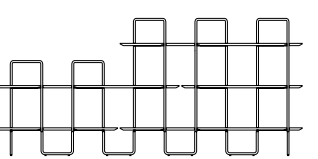
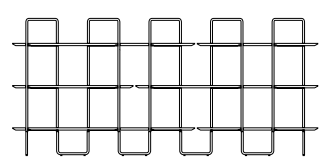
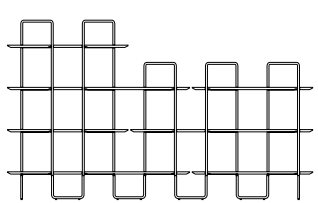
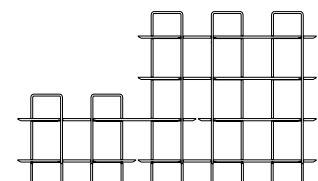
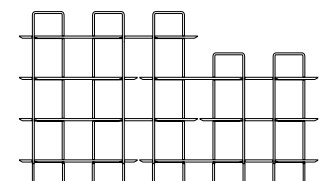
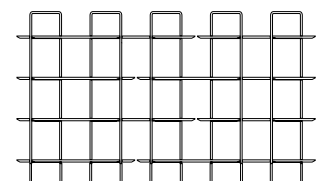
6.059



# Knif

## shelving system

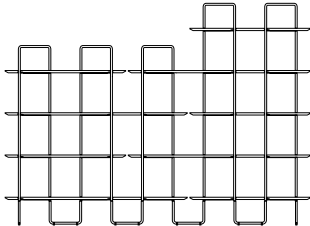
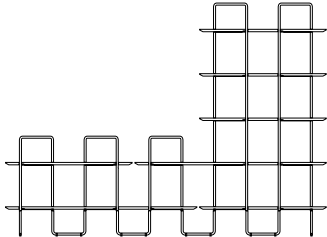
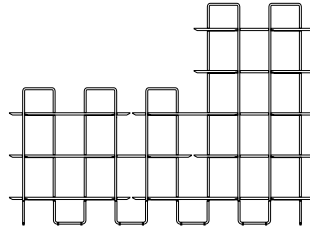
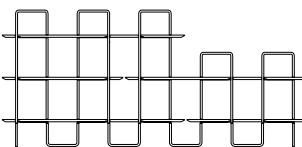
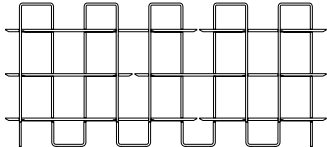
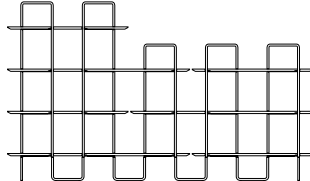

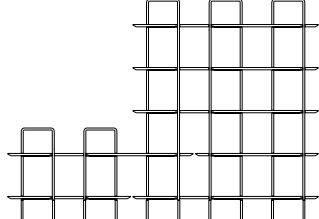
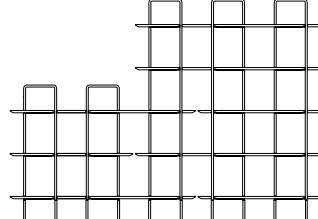
SUGGESTED COMPOSITIONS

<p>1. <b>MODULES 01+04+U</b> w 118¾" × h 36¾" × d 15¼" w 301 × h 93.5 × d 39 cm</p> <p>4.186</p> 	<p>2. <b>MODULES 02+04+U</b> w 118¾" × h 53¾" × d 15¼" w 301 × h 135 × d 39 cm</p> <p>4.790</p> 	<p>3. <b>MODULES 03+04+U</b> w 118¾" × h 69¾" × d 15¼" w 301 × h 176.5 × d 39 cm</p> <p>5.452</p> 
<p>4. <b>MODULES 01+05+U</b> w 118¾" × h 53¾" × d 15¼" w 301 × h 135 × d 39 cm</p> <p>4.954</p> 	<p>5. <b>MODULES 02+05+U</b> w 118¾" × h 53¾" × d 15¼" w 301 × h 135 × d 39 cm</p> <p>5.558</p> 	<p>6. <b>MODULES 03+05+U</b> w 118¾" × h 69¾" × d 15¼" w 301 × h 176.5 × d 39 cm</p> <p>6.220</p> 
<p>7. <b>MODULES 01+06+U</b> w 118¾" × h 69¾" × d 15¼" w 301 × h 176.5 × d 39 cm</p> <p>5.809</p> 	<p>8. <b>MODULES 02+06+U</b> w 118¾" × h 69¾" × d 15¼" w 301 × h 176.5 × d 39 cm</p> <p>6.413</p> 	<p>9. <b>MODULES 03+06+U</b> w 118¾" × h 69¾" × d 15¼" w 301 × h 176.5 × d 39 cm</p> <p>7.075</p> 

# Knif

## shelving system

SUGGESTED COMPOSITIONS

<p><b>10.</b></p> <p><b>MODULES 06+10+U</b>  w 118¾" × h 85¾" × d 15¼"  w 301 × h 218 × d 39 cm</p> <p>7.709</p> 	<p><b>11.</b></p> <p><b>MODULES 04+10+U</b>  w 118¾" × h 85¾" × d 15¼"  w 301 × h 218 × d 39 cm</p> <p>6.086</p> 	<p><b>12.</b></p> <p><b>MODULES 05+10+U</b>  w 118¾" × h 85¾" × d 15¼"  w 301 × h 218 × d 39 cm</p> <p>6.854</p> 
<p><b>13.</b></p> <p><b>MODULES 05+01+U</b>  w 118¾" × h 53¾" × d 15¼"  w 301 × h 135 × d 39 cm</p> <p>4.954</p> 	<p><b>14.</b></p> <p><b>MODULES 05+02+U</b>  w 118¾" × h 53¾" × d 15¼"  w 301 × h 135 × d 39 cm</p> <p>5.558</p> 	<p><b>15.</b></p> <p><b>MODULES 05+03+U</b>  w 118¾" × h 69¾" × d 15¼"  w 301 × h 176.5 × d 39 cm</p> <p>6.220</p> 
<p><b>16.</b></p> <p><b>MODULES 10+11+U</b>  w 118¾" × h 85¾" × d 15¼"  w 301 × h 218 × d 39 cm</p> <p>8.522</p> 	<p><b>17.</b></p> <p><b>MODULES 01+11+U</b>  w 118¾" × h 85¾" × d 15¼"  w 301 × h 218 × d 39 cm</p> <p>6.622</p> 	<p><b>18.</b></p> <p><b>MODULES 02+11+U</b>  w 118¾" × h 85¾" × d 15¼"  w 301 × h 218 × d 39 cm</p> <p>7.226</p> 

# Knif

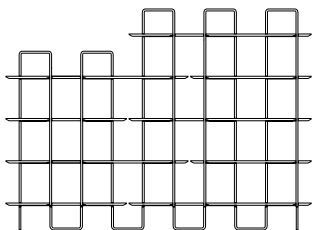
## shelving system

SUGGESTED COMPOSITIONS

19.

**MODULES O3+11+U**  
w 118 $\frac{3}{4}$ " x h 85 $\frac{3}{4}$ " x d 15 $\frac{1}{4}$ "  
w 301 x h 218 x d 39 cm

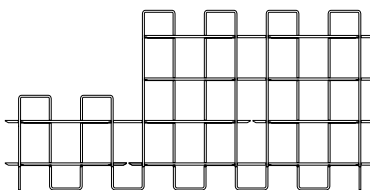
7.888



20.

**MODULES O1+O9+U**  
w 142 $\frac{3}{4}$ " x h 69 $\frac{3}{4}$ " x d 15 $\frac{1}{4}$ "  
w 362 x h 176.5 x d 39 cm

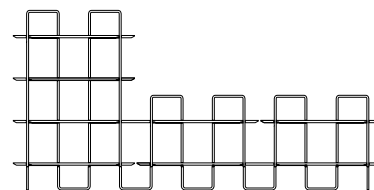
6.878



21.

**MODULES O3+O7+U**  
w 142 $\frac{3}{4}$ " x h 69 $\frac{3}{4}$ " x d 15 $\frac{1}{4}$ "  
w 362 x h 176.5 x d 39 cm

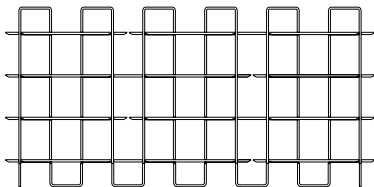
6.108



22.

**MODULES O3+O9+U**  
w 142 $\frac{3}{4}$ " x h 69 $\frac{3}{4}$ " x d 15 $\frac{1}{4}$ "  
w 362 x h 176.5 x d 39 cm

8.144



# Kontrapunkt

## recliner



DESIGN: NEISAKO, 2020

The design of the **Kontrapunkt** armchair and chaise lounge transformer explores the possibility of creating lounge into one compact visually light object. This was achieved by using the armrests as part of an innovative mechanism that holds the leg pad extension and tilts the backrest into the proper position. Comfort is achieved through an ergonomic shape and material elasticity, particularly through different versions of the product's skin, upholstered in fabric or leather. The change of skins transforms its character, making it suitable for various situations of interior use. The ultimate experience of comfort can be additionally moderated through layers of feather and with the regulation of the height of the head cushion.

BASE	stainless steel or steel tube Ø 1" (25 mm) + polished / powder coating	UPHOLSTERY BASE	leather, fabric
SUSPENSION	elastic webbing	UPHOLSTERY FOOTREST AND ARMREST	leather
SEAT & BACKREST	feather + polyester wadding	UPHOLSTERY CUSHIONS	leather, fabric

### MANDATORY TO SPECIFY

- **base** i.e. *STAINLESS STEEL*
- **leather for footrest and armrests** i.e. *BLACK*
- **upholstery** i.e. *166 HALLINGDAL 65 500*



#### RECLINER

w 27¼" × d 35¼" × h 39¾"  
w 69 × d 90 × h 101 cm



#### RECLINER OPENED

w 27¼" × d 65" × h 33¾"  
w 69 × d 165 × h 86 cm

SITTING HEIGHT 15¾" (40 cm)

#### BASE STAINLESS STEEL POLISHED

COF	COL	100	200	300	400	500	600	700	60	80
5.686	5.874	-	5.686	5.874	6.080	6.287	6.494	6.701	7.937	8.924

#### BASE POWDER COATED

4.278	4.466	-	4.278	4.466	4.672	4.879	5.086	5.293	6.529	7.516
-------	-------	---	-------	-------	-------	-------	-------	-------	-------	-------

FOOTREST AND ARMRESTS UPHOLSTERY CAN BE ONLY IN THICK ANILINE LEATHER (BLACK OR BROWN), OR ELSE IN DIVINA, CERVO OR TUNDRA LEATHER

w - width / d - depth / h - height

All prices are in USD

# Layout

## modular sofa



DESIGN: NUMEN/FOR USE, 2020

**Layout** was designed as a modular crossover between architecture and design. Its pragmatic design brings the ultimate comfort of a home sofa into an office environment, hotel lobby or airport lounge, offering a cocoon of privacy. This concept provides a solution for your entire interior design project based solely on four basic elements - the seater with backrest, two corners and a pouf.

STRUCTURE	solid wood, plywood	BASE	PVC / metal platform BLACK height 3¼" (8 cm), 4¾" (12 cm) + powder coating
SEAT & BACKREST	HR foam, polyester wadding	UPHOLSTERY	fabric

### MANDATORY TO SPECIFY

- modules specification and dimensions
- platform height, when specified *i.e. platform 8 cm*
- upholstery *i.e. 166 HALLINGDAL 65 500*
- sketch of the configuration



#### 1SEATER

w 35¾" × d 35¾" × h 28¼"/30¼"/32"  
w 90 × d 90 × h 72/77/81 cm



#### CORNER

w 35¾" × d 35¾" × h 28¼"/30¼"/32"  
w 90 × d 90 × h 72/77/81 cm



w - width / d - depth / h - height

SITTING HEIGHT 12¼" (31 cm), 14¼" (36 cm) OR 15¾" (40 cm), DEPENDING ON THE BASE, SITTING DEPTH 25¾" (65 cm)

COF	COL	100	200	300	400	500	600	700	60	80
1.985	-	-	2.105	2.261	2.434	2.605	2.779	2.950	-	-

COF	COL	100	200	300	400	500	600	700	60	80
2.694	-	-	2.841	3.029	3.239	3.449	3.658	3.868	-	-

All prices are in USD

# Layout

## modular sofa

### OUTER CORNER

w 35¾" × d 35¾" × h 28¾"/30¾"/32"  
w 90 × d 90 × h 72/77/81 cm



COF	COL	100	200	300	400	500	600	700	60	80
2.003	-	-	2.119	2.265	2.427	2.591	2.754	2.917	-	-

### POUF

w 35¾" × d 35¾" × h 12¼"/15¾"/25¾"  
w 90 × d 90 × h 31/36/40 cm



COF	COL	100	200	300	400	500	600	700	60	80
1.355	-	-	1.436	1.541	1.658	1.775	1.893	2.010	-	-

### METAL PLATFORM

HEIGHT 3¼" (8 cm) , 4¾" (12 cm)

243

w - width / d - depth / h - height

All prices are in USD

### NOTE

- IF THE BASE TYPE IS NOT SPECIFIED, WE WILL PROCESS THE ORDER WITH THE STANDARD FEET

# Match L

## modular sofa

83/103



DESIGN: SANJA KNEZOVIĆ, 2012

**Match** comes from a family of modular sofas, offering a large number of compositions, each adapted to a given space. Its morphology is defined by simple basic lines of a slightly lower armchair and an elevated armrest. While the cold foam fills its clear volume with firmness sufficient for comfortable seating, coating in fabrics of natural origin provides additional relaxation and comfort. Match's dimensions go hand-in-hand with the needs of different groups of users who are able to chose between two widths and depths of the module. Due to its morphology, Match is ideal for furnishing larger spaces.

STRUCTURE	solid wood, plywood	BASE	PVC
SUSPENSION	GOODSIDE® slats	UPHOLSTERY	fabric (removable)
SEAT & BACKREST	HR foam, polyester wadding		

### MANDATORY TO SPECIFY

- modules specification and dimensions
- upholstery i.e. 166 HALLINGDAL 65 500
- sketch of the configuration



#### 1SEATER

w 32¾"/40¾" × d 35¾" × h 28¼"  
w 83/103 × d 90 × h 70 cm



#### 1SEATER + ARMREST (L/R)

w 39¼"/47¼" × d 35¾" × h 28¼"  
w 100/120 × d 90 × h 70 cm



#### 1SEATER EXTENDED (L/R)

w 51¼"/59" × d 35¾" × h 28¼"  
w 130/150 × d 90 × h 70 cm



SITTING HEIGHT 15¾" (40 cm), SITTING DEPTH 24¾" (62 cm)

	COF	COL	100	200	300	400	500	600	700	60	80
<b>83</b>	1.868	-	-	1.992	2.152	2.328	2.660	2.871	3.082	-	-
<b>103</b>	2.087	-	-	2.219	2.388	2.574	2.917	3.137	3.358	-	-

	COF	COL	100	200	300	400	500	600	700	60	80
<b>83</b>	2.574	-	-	2.741	2.955	3.193	3.680	3.972	4.264	-	-
<b>103</b>	2.845	-	-	3.044	3.302	3.587	4.059	4.386	4.712	-	-

	COF	COL	100	200	300	400	500	600	700	60	80
<b>83</b>	2.449	-	-	2.602	2.797	3.015	3.326	3.564	3.802	-	-
<b>103</b>	2.558	-	-	2.729	2.949	3.194	3.594	3.873	4.151	-	-

MODULE 1SEATER EXTENDED HAS EXTRA SEAM ON THE SEAT, WHILE MODULES 1SEATER DON'T HAVE IT

w - width / d - depth / h - height

All prices are in USD

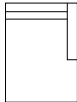
# Match L

## modular sofa

83/103

### CHAISE LONGUE (L/R)

w 39¼"/47¼" × d 65" × h 28¼"  
w 100/120 × d 165 × h 70 cm



	COF	COL	100	200	300	400	500	600	700	60	80
83	3.308	-	-	3.546	3.851	4.191	4.656	5.023	5.391	-	-
103	3.617	-	-	3.859	4.171	4.518	4.990	5.364	5.737	-	-

### CHAISE LONGUE LONG (L/R)

w 39¼"/47¼" × d 76¾" × h 28¼"  
w 100/120 × d 195 × h 70 cm



	COF	COL	100	200	300	400	500	600	700	60	80
83	3.526	-	-	3.792	4.133	4.514	4.988	5.389	5.790	-	-
103	3.696	-	-	3.967	4.316	4.703	5.184	5.592	5.999	-	-

### CORNER

w 35¾" × d 35¾" × h 28¼"  
w 90 × d 90 × h 70 cm



	COF	COL	100	200	300	400	500	600	700	60	80
	2.444	-	-	2.586	2.769	2.973	3.270	3.495	3.719	-	-

w - width / d - depth / h - height

All prices are in USD

# Match L

## modular sofa

83/103

### CORNER ASYMMETRICAL (L/R)

w 43¼" × d 35¼" × h 28¼"  
w 110 × d 90 × h 70 cm



COF	COL	100	200	300	400	500	600	700	60	80
2.723	-	-	2.892	3.114	3.358	3.696	3.962	4.226	-	-

CORNER ASYMMETRICAL PROVIDES THE POSSIBILITY TO COMBINE MATCH L MODULES ON ONE SIDE AND MATCH XL MODULES ON THE OTHER SIDE

### ISLAND

w 32¼"/40¼" × d 35¼" × h 28¼"  
w 83/103 × d 90 × h 40 cm



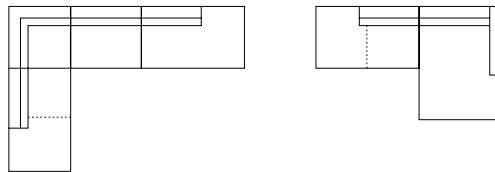
	COF	COL	100	200	300	400	500	600	700	60	80
<b>83</b>	1.551	-	-	1.647	1.769	1.904	2.165	2.328	2.492	-	-
<b>103</b>	1.614	-	-	1.723	1.865	2.020	2.333	2.523	2.713	-	-

w - width / d - depth / h - height

All prices are in USD

### NOTE

- INDEX 83/103 REFERS TO THE LENGTH OF THE BACKREST OF THE BASIC MODULE
- FOR MODULAR SOFAS IT IS NOT POSSIBLE TO COMBINE DIFFERENT MODULE WIDTHS (83/103), DIFFERENT TYPES OF FABRIC AND DIFFERENT COLOURS OF THE SAME FABRIC ON THE SAME SOFA UNIT
- MODULES ARE NOT PADDED ON THE SIDES WHERE JOINING WITH THE OTHER MODULES. IT IS POSSIBLE TO UPHOLSTER AND/OR TO PAD ONE OR BOTH SIDES OF THE MODULE. PAYMENT IS INCREASED BY 10% OF THE MODULE VALUE FOR ONE SIDE OR BY 20% OF THE MODULE VALUE FOR BOTH SIDES
- MODULE ISLAND IS ALWAYS PLACED BETWEEN TWO MODULES. IF YOU NEED IT TO BE THE END MODULE, PLEASE SPECIFY; HOWEVER, WE SUGGEST AVOIDING SUCH COMPOSITIONS
- WHEN USING FABRICS WITH A PRONOUNCED DIRECTION, A SEAM WILL BE ADDED TO SOME COMPOSITIONS SO THAT THE FABRIC IS SEWN IN THE SAME DIRECTION ON ALL SEATING SURFACES. IF YOU DO NOT WANT A SEAM, THIS SHOULD BE NOTED WHEN ORDERING



# Match L

## ARMCHAIR

w 39¼" × d 35¼" × h 28¼"  
w 100 × d 90 × h 70 cm



COF	COL	100	200	300	400	500	600	700	60	80
3.265	-	-	3.480	3.755	4.061	4.554	4.901	5.247	-	-

## POUF 103X83

w 40¾" × d 32¾" × h 15¾"  
w 103 × d 83 × h 40 cm



COF	COL	100	200	300	400	500	600	700	60	80
1.568	-	-	1.670	1.800	1.947	2.218	2.391	2.564	-	-

## POUF 100X100

w 39¼" × d 39¼" × h 15¾"  
w 100 × d 100 × h 40 cm



COF	COL	100	200	300	400	500	600	700	60	80
1.803	-	-	1.952	2.142	2.351	2.688	2.925	3.163	-	-

## POUF 120X120

w 47¼" × d 47¼" × h 15¾"  
w 120 × d 120 × h 40 cm



COF	COL	100	200	300	400	500	600	700	60	80
1.861	-	-	2.018	2.219	2.444	2.793	3.044	3.297	-	-



w - width / d - depth / h - height

All prices are in USD



### NOTE

- STRIPES ARE AVAILABLE  
IN FOLLOWING COLOURS:

	BLACK
	GREY
	BEIGE
	YELLOW
	ORANGE
	RUBY RED
	BLUE
	NICKEL GREEN

# Match XL

## modular sofa

83/103



DESIGN: SANJA KNEZOVIĆ, 2012

**Match** comes from a family of modular sofas, offering a large number of compositions each adapted to a given space. Its morphology is defined by simple basic lines of a slightly lower armchair and an elevated armrest. While the cold foam fills its clear volume with firmness sufficient for comfortable seating, coating in fabrics of natural origin provides additional relaxation and comfort. Match's dimensions go hand-in-hand with the needs of different groups of users, who can choose between two different widths and depths of the module. Due to its morphology, Match is ideal for furnishing larger spaces.

STRUCTURE	solid wood, plywood	BASE	PVC
SUSPENSION	GOODSIDE® slats	UPHOLSTERY	fabric (removable)
SEAT & BACKREST	HR foam, polyester wadding		

### MANDATORY TO SPECIFY

- modules specification and dimensions
- upholstery i.e. 166 HALLINGDAL 65 500
- sketch of the configuration



#### 1SEATER

w 32¾"/40¾" × d 39¾" × h 28¾"  
w 83/103 × d 100 × h 70 cm



#### 1SEATER + ARMREST (L/R)

w 39¾"/47¾" × d 39¾" × h 28¾"  
w 100/120 × d 100 × h 70 cm



#### 1SEATER EXTENDED (L/R)

w 51¼"/59" × d 39¾" × h 28¾"  
w 130/150 × d 100 × h 70 cm



SITTING HEIGHT 15¾" (40 cm), SITTING DEPTH 28¾" (72 cm)

	COF	COL	100	200	300	400	500	600	700	60	80
<b>83</b>	1.934	-	-	2.063	2.228	2.411	2.751	2.968	3.186	-	-
<b>103</b>	2.168	-	-	2.303	2.478	2.671	3.038	3.267	3.498	-	-

	COF	COL	100	200	300	400	500	600	700	60	80
<b>83</b>	2.699	-	-	2.878	3.107	3.361	3.803	4.099	4.394	-	-
<b>103</b>	2.949	-	-	3.160	3.432	3.734	4.193	4.529	4.866	-	-

	COF	COL	100	200	300	400	500	600	700	60	80
<b>83</b>	2.525	-	-	2.681	2.884	3.109	3.394	3.632	3.871	-	-
<b>103</b>	2.754	-	-	2.934	3.166	3.425	3.777	4.056	4.333	-	-

MODULE 1SEATER EXTENDED HAS EXTRA SEAM ON THE SEAT, WHILE MODULES 1SEATER DON'T HAVE IT

w - width / d - depth / h - height

All prices are in USD

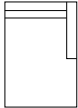
# Match XL

## modular sofa

83/103

**CHAISE LONGUE (L/R)**

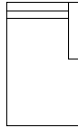
w 39¼"/47¼" × d 69" × h 28¼"  
w 100/120 × d 175 × h 70 cm



	COF	COL	100	200	300	400	500	600	700	60	80
<b>83</b>	3.453	-	-	3.691	3.998	4.336	4.770	5.130	5.491	-	-
<b>103</b>	3.729	-	-	3.990	4.326	4.699	5.168	5.562	5.955	-	-

**CHAISE LONGUE LONG (L/R)**

w 39¼"/47¼" × d 80¾" × h 28¼"  
w 100/120 × d 205 × h 70 cm



	COF	COL	100	200	300	400	500	600	700	60	80
<b>83</b>	3.759	-	-	4.024	4.368	4.821	5.222	5.623	6.024	-	-
<b>103</b>	3.937	-	-	4.212	4.567	4.962	5.448	5.862	6.278	-	-

**CORNER**

w 39¼" × d 39¼" × h 28¼"  
w 100 × d 100 × h 70 cm



	COF	COL	100	200	300	400	500	600	700	60	80
	2.579	-	-	2.751	2.970	3.214	3.521	3.780	4.038	-	-

w - width / d - depth / h - height

All prices are in USD

# Match XL

## modular sofa

83/103

**CORNER ASYMMETRICAL (L/R)**

w 47¼" × d 39¼" × h 28¼"  
w 120 × d 100 × h 70 cm



	COF	COL	100	200	300	400	500	600	700	60	80
	2.851	-	-	3.051	3.308	3.594	3.940	4.241	4.539	-	-

CORNER ASYMMETRICAL PROVIDES THE POSSIBILITY TO COMBINE MATCH L MODULES ON ONE SIDE AND MATCH XL MODULES ON OTHER SIDE

**ISLAND**

w 32¾"/40¾" × d 39¼" × h 28¼"  
w 83/103 × d 100 × h 40 cm



	COF	COL	100	200	300	400	500	600	700	60	80
<b>83</b>	1.680	-	-	1.784	1.919	2.067	2.343	2.520	2.696	-	-
<b>103</b>	1.785	-	-	1.924	2.100	2.298	2.620	2.845	3.069	-	-

**POUF 103X83**

w 40¾" × d 32¾" × h 15¾"  
w 103 × d 83 × h 40 cm



	COF	COL	100	200	300	400	500	600	700	60	80
	1.568	-	-	1.670	1.800	1.947	2.218	2.391	2.564	-	-

**POUF 100X100**

w 39¼" × d 39¼" × h 15¾"  
w 100 × d 100 × h 40 cm



	COF	COL	100	200	300	400	500	600	700	60	80
	1.803	-	-	1.952	2.142	2.351	2.688	2.925	3.163	-	-

**POUF 120X120**

w 47¼" × d 47¼" × h 15¾"  
w 120 × d 120 × h 40 cm



	COF	COL	100	200	300	400	500	600	700	60	80
	1.861	-	-	2.018	2.219	2.444	2.793	3.044	3.297	-	-

w - width / d - depth / h - height

All prices are in USD

**NOTE**

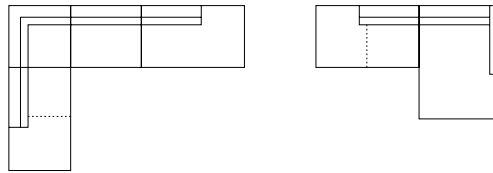
- INDEX 83/103 REFERS TO THE LENGTH OF THE BACKREST OF THE BASIC MODULE
- FOR MODULAR SOFAS IT IS NOT POSSIBLE TO COMBINE DIFFERENT MODULE WIDTHS (83/103), DIFFERENT TYPES OF FABRIC AND DIFFERENT COLOURS OF THE SAME FABRIC ON THE SAME SOFA UNIT
- MODULES ARE NOT PADDED ON THE SIDES WHERE JOINING WITH THE OTHER MODULES; IT IS POSSIBLE TO UPHOLSTER AND/OR TO PAD ONE OR BOTH SIDES OF THE MODULE; PAYMENT IS INCREASED BY 10% OF THE MODULE VALUE FOR ONE SIDE OR BY 20% OF THE MODULE VALUE FOR BOTH SIDES
- MODULE ISLAND IS ALWAYS PLACED BETWEEN TWO MODULES; IF YOU NEED IT TO BE THE END MODULE, PLEASE SPECIFY; HOWEVER, WE SUGGEST AVOIDING SUCH COMPOSITIONS

# Match XL





---

**NOTE**

- WHEN USING FABRICS WITH A PRONOUNCED DIRECTION, A SEAM WILL BE ADDED TO SOME COMPOSITIONS SO THAT THE FABRIC IS SEWN IN THE SAME DIRECTION ON ALL SEATING SURFACES. IF YOU DO NOT WANT A SEAM, THIS SHOULD BE NOTED WHEN ORDERING

**NOTE**

- STRIPES ARE AVAILABLE  
IN FOLLOWING COLOURS:

	BLACK
	GREY
	BEIGE
	YELLOW
	ORANGE
	RUBY RED
	BLUE
	NICKEL GREEN

# Monk

## easy chairs



DESIGN: GRUPA, 2014

**Monk** easy chair's shell is made of two bent plywood plates upholstered in fabric underneath which lies a simple wooden structure of massive oak or walnut. The armrest makes the part of the seat and the whole shell visually appears as floating independently from its relatively inconspicuous support, thus paying homage to the retro furniture and the play between typologies. Monk is available in two versions - as a chair and an easy chair. Together, the two Monks unite everyday functions of work and contemplation.

SHELL	plywood, HR foam, polyester wadding
BASE	solid wood + oil or lacquer / metal tube $\varnothing$ 3/4" (16 mm) + powder coating
UPHOLSTERY	fabric / leather

### MANDATORY TO SPECIFY

- **type of the easy chair** i.e. *easy chair sled base*
- **metal finishing, when specified** i.e. *BLACK*
- **wood finishing, when specified** i.e. *OAK nature*
- **upholstery** i.e. *166 HALLINGDAL 65 500*



SITTING HEIGHT 14 3/4" (37 cm), SITTING DEPTH 20 3/4" (53 cm)

#### EASY CHAIR

w 24" x d 25 1/4" x h 28 3/4"  
w 61 x d 64 x h 73 cm



#### OAK / ASH

#### WALNUT

COF	COL	100	200	300	400	500	600	700	60	80
1.241	1.310	-	1.241	1.310	1.388	1.467	1.544	1.622	1.914	2.236
1.320	1.389	-	1.320	1.389	1.467	1.544	1.624	1.701	1.993	2.315

#### EASY CHAIR SLED BASE

w 24" x d 25 1/4" x h 28 3/4"  
w 61 x d 64 x h 73 cm



#### EASY CHAIR METAL LEGS

w 24" x d 25 1/4" x h 28 3/4"  
w 61 x d 64 x h 73 cm



COF	COL	100	200	300	400	500	600	700	60	80
1.337	1.406	-	1.337	1.406	1.483	1.561	1.638	1.718	2.010	2.331

w - width / d - depth / h - height

All prices are in USD

# Monk

## chairs



DESIGN: GRUPA, 2014

**Monk** chair's shell is made of two bent plywood plates upholstered in fabric underneath which lies a simple wooden structure of massive oak or walnut. The armrest makes part of the seat and the whole shell visually appears as floating independently from its relatively inconspicuous support, thus paying homage to the retro furniture and the play between typologies. Monk is available in two versions - as a chair and an easy chair. Together, the two Monks unite everyday functions of work and contemplation.

SHELL	plywood, HR foam, polyester wadding
BASE	solid wood + oil or lacquer / metal tube $\varnothing$ $\frac{3}{4}$ " (16 mm) + powder coating
UPHOLSTERY	fabric / leather

### MANDATORY TO SPECIFY

- **type of the chair** i.e. *chair sled base*
- **metal finishing, when specified** i.e. *BLACK*
- **wood finishing, when specified** i.e. *OAK nature*
- **upholstery** i.e. *166 HALLINGDAL 65 500*



SITTING HEIGHT 17 $\frac{3}{4}$ " (45 cm), SITTING DEPTH 19 $\frac{1}{4}$ " (49 cm)

#### CHAIR

w 21 $\frac{3}{4}$ " x d 23 $\frac{1}{4}$ " x h 32 $\frac{3}{4}$ "  
w 55 x d 59 x h 83 cm



**OAK / ASH**

**WALNUT**

COF	COL	100	200	300	400	500	600	700	60	80
1.096	1.155	-	1.096	1.155	1.219	1.284	1.350	1.414	1.685	1.965
1.172	1.231	-	1.172	1.231	1.295	1.360	1.426	1.490	1.761	2.041

#### CHAIR SLED BASE

w 21 $\frac{3}{4}$ " x d 23 $\frac{1}{4}$ " x h 32 $\frac{3}{4}$ "  
w 55 x d 59 x h 83 cm



#### CHAIR METAL LEGS

w 21 $\frac{3}{4}$ " x d 23 $\frac{1}{4}$ " x h 32 $\frac{3}{4}$ "  
w 55 x d 59 x h 83 cm



COF	COL	100	200	300	400	500	600	700	60	80
1.190	1.247	-	1.190	1.247	1.313	1.378	1.442	1.508	1.779	2.059

w - width / d - depth / h - height

All prices are in USD

# Monk

## chairs with swivel base



DESIGN: GRUPA, 2021

The **Monk** collection has a new addition - a chair with a swivel base that comes either fixed or with castors. The upholstered seat and backrest provide greater comfort, making this chair ideal for long working hours. The shell of the chair is made of two bent plywood planks upholstered with fabric. The armrest forms part of the seat, and the whole shell visually appears as if it is hovering independently of the support.

SHELL	plywood, HR foam, polyester wadding
BASE	metal tube $\varnothing$ 3/4" (16 mm) + powder coating
UPHOLSTERY	fabric / leather

### MANDATORY TO SPECIFY

- **type of the easy chair** i.e. chair with swivel base fixed
- **metal finishing, when specified** i.e. BLACK
- **upholstery** i.e. 166 HALLINGDAL 65 500



SITTING HEIGHT 17 3/4" (45 cm), SITTING DEPTH 19 3/4" (50 cm)

#### CHAIR WITH SWIVEL BASE FIXED

w 22" x d 22 3/4" x h 32 3/4"  
w 56 x d 58 x h 83 cm



COF	COL	100	200	300	400	500	600	700	60	80
1.247	1.304	-	1.247	1.304	1.368	1.431	1.495	1.559	1.828	2.084

#### CHAIR WITH SWIVEL BASE AND CASTORS

w 22" x d 22 3/4" x h 32 3/4"  
w 56 x d 58 x h 83 cm



COF	COL	100	200	300	400	500	600	700	60	80
1.247	1.304	-	1.247	1.304	1.368	1.431	1.495	1.559	1.828	2.084

#### CHAIR WITH SWIVEL BASE AND CASTORS, FIVE LEGS

w 27 1/4" x d 26" x h 32 3/4"  
w 69 x d 66 x h 83 cm



COF	COL	100	200	300	400	500	600	700	60	80
1.310	1.368	-	1.310	1.368	1.431	1.495	1.558	1.622	1.888	2.152

w - width / d - depth / h - height

All prices in USD

# Monk

## barstools with backrest



DESIGN: GRUPA, 2021

The seat and the armchair on the bar stools from the **Monk** collection are made of bent plywood and upholstered with fabric. The bar stool is available in two heights (low - 63 cm; high - 75 cm) and a four-legged version or with a base in the form of a ski.

SEAT	plywood, HR foam, polyester wadding
BASE	metal tube $\varnothing$ 3/4" (16 mm) + powder coating
UPHOLSTERY	fabric / leather

### MANDATORY TO SPECIFY

- **seat height** *i.e.* low
- **metal finishing** *i.e.* BLACK
- **upholstery** *i.e.* 166 HALLINGDAL 65 500

SITTING HEIGHT HIGH BARSTOOL 29 3/4" (75 cm), LOW BARSTOOL 24 3/4" (63 cm)



#### HIGH BARSTOOL WITH BACKREST METAL SLED BASE

w 21 3/4" x d 20 3/4" x h 40 3/4"  
w 55 x d 53 x h 103 cm



COF	COL	100	200	300	400	500	600	700	60	80
1.308	1.361	-	1.308	1.361	1.422	1.482	1.541	1.602	1.612	1.808

#### LOW BARSTOOL WITH BACKREST METAL SLED BASE

w 21 3/4" x d 20 3/4" x h 35 3/4"  
w 55 x d 53 x h 91 cm



COF	COL	100	200	300	400	500	600	700	60	80
1.308	1.361	-	1.308	1.361	1.422	1.482	1.541	1.602	1.612	1.808

#### HIGH BARSTOOL WITH BACKREST METAL LEGS

w 21 3/4" x d 20 3/4" x h 40 3/4"  
w 55 x d 53 x h 103 cm



COF	COL	100	200	300	400	500	600	700	60	80
1.308	1.361	-	1.308	1.361	1.422	1.482	1.541	1.602	1.612	1.808

#### LOW BARSTOOL WITH BACKREST METAL LEGS

w 21 3/4" x d 20 3/4" x h 35 3/4"  
w 55 x d 53 x h 91 cm



COF	COL	100	200	300	400	500	600	700	60	80
1.308	1.361	-	1.308	1.361	1.422	1.482	1.541	1.602	1.612	1.808

w - width / d - depth / h - height

All prices in USD

# Monk

## barstools



DESIGN: GRUPA, 2016

**Monk** barstool is a new member of the Monk collection, consisting of chairs, easy chair, tables and low tables. Its form has been derived from the metal structure typology that has been added to the collection as an alternative to wooden legs. The seat is made of bent plywood, like in chairs and armchairs, upholstered in fabric or leather. The metal structure of sled base, circles around the back of the seat, forming the backrest.

SEAT	massive wood + oil or laquer / plywood, HR foam, polyester wadding
BASE	metal tube $\varnothing$ 3/4" (16 mm) + powder coating
UPHOLSTERY	fabric / leather

### MANDATORY TO SPECIFY

- seat height *i.e. low*
- type and finishing of massive wood seat *i.e. oak + laquer*
- metal finishing *i.e. BLACK*
- upholstery *i.e. 166 HALLINGDAL 65 500*



#### HIGH BARSTOOL

w 19" x d 17<sup>3</sup>/<sub>4</sub>" x h 32<sup>3</sup>/<sub>4</sub>"  
w 48 x d 45 x h 83 cm

#### LOW BARSTOOL

w 19" x d 17<sup>3</sup>/<sub>4</sub>" x h 28"  
w 48 x d 45 x h 71 cm



#### UPHOLSTERED SEAT

#### HIGH BARSTOOL

w 19" x d 17<sup>3</sup>/<sub>4</sub>" x h 28"  
w 48 x d 45 x h 83 cm

#### LOW BARSTOOL

w 19" x d 17<sup>3</sup>/<sub>4</sub>" x h 32<sup>3</sup>/<sub>4</sub>"  
w 48 x d 45 x h 71 cm



w - width / d - depth / h - height

SITTING HEIGHT HIGH BARSTOOL 30<sup>3</sup>/<sub>4</sub>" (77 cm), LOW BARSTOOL 25<sup>3</sup>/<sub>4</sub>" (65 cm)

#### OAK

934

COF	COL	100	200	300	400	500	600	700	60	80
578	602	-	578	602	625	650	691	701	766	845

All prices in USD

# Monk

## tables



DESIGN: GRUPA, 2015

**Monk** collection has been completed with the dining table which thematically adds to the corresponding chair. The elegance of the table made of solid wood has been achieved by narrowing wooden legs towards the bottom, and tabletop towards the edges.

TABLE TOP                    solid wood + oil or lacquer


LEGS                            solid wood + oil or lacquer

### MANDATORY TO SPECIFY

- dimensions of the table
- wood finishing *i.e. OAK nature*

#### TABLES

h 29<sup>3</sup>/<sub>4</sub>" (75 cm)



	OAK / ASH	WALNUT
<b>39<sup>1</sup>/<sub>4</sub>" x 39<sup>1</sup>/<sub>4</sub>"</b> 100 x 100	3.079	3.516
<b>70<sup>3</sup>/<sub>4</sub>" x 39<sup>1</sup>/<sub>4</sub>"</b> 180 x 100	3.846	4.501
<b>78<sup>3</sup>/<sub>4</sub>" x 39<sup>1</sup>/<sub>4</sub>"</b> 200 x 100	4.158	4.785
<b>94<sup>3</sup>/<sub>4</sub>" x 39<sup>1</sup>/<sub>4</sub>"</b> 240 x 100	4.650	5.499

w - width / d - depth / h - height

All prices are in USD

# Monk

## benches



DESIGN: GRUPA, 2020

A minimalist **Monk** bench made in solid wood is added to the Monk collection following the design and dimensions of the Monk table. For a more comfortable seating experience, you can also order a seat cushion.

LEGS	solid wood + oil or lacquer
SEAT	solid wood + oil or lacquer
CUSHION	HR foam, polyester wadding

### MANDATORY TO SPECIFY

- **dimensions of the bench**
- **wood finishing** *i.e. OAK nature*
- **upholstery, when specified** *i.e. ARCO JADE 400*

### BENCHES

h 17<sup>3</sup>/<sub>4</sub>" (45 cm)

	OAK / ASH	WALNUT
<b>70<sup>3</sup>/<sub>4</sub>" x 17"</b> 180 x 43	1.902	2.147
<b>78<sup>3</sup>/<sub>4</sub>" x 17"</b> 200 x 43	2.064	2.384
<b>94<sup>3</sup>/<sub>4</sub>" x 17"</b> 240 x 43	2.328	2.706

### CUSHION



	COF	COL	100	200	300	400	500	600	700	60	80
<b>70<sup>3</sup>/<sub>4</sub>" x 17"</b> 180 x 43	516	571	-	515	564	619	675	729	784	906	1.092
<b>78<sup>3</sup>/<sub>4</sub>" x 17"</b> 200 x 43	516	571	-	543	597	658	719	780	842	975	1.183
<b>92<sup>3</sup>/<sub>4</sub>" x 17"</b> 240 x 43	658	729	-	568	634	706	780	853	927	1.071	1.315

w - width / d - depth / h - height

All prices are in USD

### NOTE

- MONK BENCH WITH WIDTH OF 92<sup>3</sup>/<sub>4</sub>" (240 cm) HAD THE CENTRAL LEG ADDED, FOR ENHANCED STRUCTURAL FIRMNESS

# Oblikant

## chairs



DESIGN: NUMEN/FOR USE, 2018

**Oblikant** chair is a derivation of the Oblique family. Regardless of the difference in technology and typology from its upholstered siblings, it retains the characteristic S-shaped profile. Strong curvature of the shell provides good ergonomics which is further highlighted by the elasticity obtained from this geometry. The shell is combined with 6 versions of steel legs are stackable, and one solid wood base.

SHELL plywood, decorative veneer + lacquer or color varnish matte

BASE solid wood + oil, lacquer or oak color varnish matte / metal rod  $\varnothing$   $\frac{3}{4}$ " (12 mm) / metal tube  $\varnothing$   $\frac{3}{4}$ " (16 mm),  $\varnothing$  1" (25 mm) + powder coating

### MANDATORY TO SPECIFY

- **type of the chair** i.e. *chair sled base  $\varnothing$ 12*
- **metal finishing** i.e. *BLACK*
- **wood finishing** i.e. *OAK nature lacquer*
- **upholstery, when specified** i.e. *ARCO JADE 400*
- **for lacquered version specify oak lacquered or just lacquered**
- **lacquered colored veneers option** i.e. *Light green lacquer colour or Light green lacquer oak colour*

SITTING HEIGHT 17 $\frac{3}{4}$ " (44,5 cm)



**CHAIR**  
w 19 $\frac{1}{4}$ " x d 20 $\frac{3}{4}$ " x h 33 $\frac{3}{4}$ "  
w 49 x d 52 x h 85 cm

**OAK**

691



**CHAIR SLED BASE  $\varnothing$ 12**  
w 21 $\frac{3}{4}$ " x d 20 $\frac{3}{4}$ " x h 33 $\frac{3}{4}$ "  
w 55 x d 52 x h 85 cm

632



**CHAIR METAL LEGS  $\varnothing$ 16**  
w 20" x d 20 $\frac{3}{4}$ " x h 33 $\frac{3}{4}$ "  
w 51 x d 52 x h 85 cm

609



**CHAIR CANTILEVER  $\varnothing$ 25**  
w 22 $\frac{3}{4}$ " x d 21 $\frac{1}{4}$ " x h 33"  
w 58 x d 54 x h 84 cm

723

**WALNUT**

653

629

744

**COLOR VARNISH MATTE**

620

596

711

STACKING

/

8 pcs

8 pcs

4 pcs



**CHAIR SLED BASE  $\varnothing$ 12 WITH ARMRESTS**  
w 23 $\frac{1}{4}$ " x d 20 $\frac{3}{4}$ " x h 33 $\frac{3}{4}$ "  
w 59 x d 52 x h 85 cm

813



**CHAIR METAL LEGS  $\varnothing$ 16 WITH ARMRESTS**  
w 21 $\frac{3}{4}$ " x d 20 $\frac{3}{4}$ " x h 33 $\frac{3}{4}$ "  
w 55 x d 52 x h 85 cm

670



**CHAIR CANTILEVER  $\varnothing$ 25 WITH ARMRESTS**  
w 22 $\frac{3}{4}$ " x d 21 $\frac{1}{4}$ " x h 33"  
w 58 x d 54 x h 84 cm

787

**OAK**

**WALNUT**

837

691

810

**COLOR VARNISH MATTE**

802

657

776

STACKING

/

8 pcs

/

w - width / d - depth / h - height

All prices are in USD

# Oblikant

## upholstered chairs



### CHAIR

w 19¼" × d 20¾" × h 33¾"  
w 49 × d 52 × h 85 cm

SITTING HEIGHT 17¾" (44.5 CM), SITTING HEIGHT FOR CHAIR SWITH ADJUSTABLE HEIGHT 17¾" (44.5 cm) / 21¾" (55.5 cm)

COF	COL	100	200	300	400	500	600	700	60	80
1.251	1.294	-	1.251	1.294	1.338	1.384	1.432	1.478	1.521	1.662



### CHAIR SLED BASE Ø12

w 21¾" × d 20¾" × h 33¾"  
w 55 × d 52 × h 85 cm

COF	COL	100	200	300	400	500	600	700	60	80
861	904	-	861	904	949	997	1.043	1.089	1.130	1.271



### CHAIR SLED BASE Ø12 WITH ARMRESTS

w 23¼" × d 20¾" × h 33¾"  
w 59 × d 52 × h 85 cm

COF	COL	100	200	300	400	500	600	700	60	80
1.086	1.127	-	1.086	1.127	1.175	1.221	1.267	1.315	1.356	1.495



### CHAIR METAL LEGS Ø16

w 20" × d 20¾" × h 33¾"  
w 51 × d 52 × h 85 cm

COF	COL	100	200	300	400	500	600	700	60	80
799	840	-	799	840	888	932	980	1.028	1.069	1.209



### CHAIR METAL LEGS Ø16 WITH ARMRESTS

w 21¾" × d 20¾" × h 33¾"  
w 55 × d 52 × h 85 cm

COF	COL	100	200	300	400	500	600	700	60	80
967	1.008	-	967	1.008	1.053	1.101	1.147	1.191	1.236	1.376



### CHAIR CANTILEVER Ø25

w 22¾" × d 21¼" × h 33"  
w 58 × d 54 × h 84 cm

COF	COL	100	200	300	400	500	600	700	60	80
1.066	1.107	-	1.066	1.107	1.155	1.201	1.247	1.295	1.337	1.475



### CHAIR CANTILEVER Ø25 WITH ARMRESTS

w 22¾" × d 21¼" × h 33"  
w 58 × d 54 × h 84 cm

COF	COL	100	200	300	400	500	600	700	60	80
1.092	1.135	-	1.092	1.135	1.181	1.228	1.275	1.320	1.363	1.503

w - width / d - depth / h - height

All prices are in USD

# Oblikant

## upholstered chairs

### swivel base with castors



#### SWIVEL BASE WITH CASTORS FOUR LEGS

w 20¾" × d 21¼" × h 33¾"  
w 52 × d 54 × h 85 cm



#### WITH ADJUSTABLE HEIGHT

w 20¾" × d 21¼" × h 32¼"/36¾"  
w 52 × d 54 × h 82/93 cm

#### SWIVEL BASE WITH CASTORS FOUR LEGS + ARMREST

w 20¾" × d 21¼" × h 33¾"  
w 52 × d 54 × h 85 cm

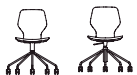


#### WITH ADJUSTABLE HEIGHT

w 20¾" × d 21¼" × h 32¼"/36¾"  
w 52 × d 54 × h 82/93 cm

#### SWIVEL BASE WITH CASTORS FIVE LEGS

w 26" × d 26¾" × h 33¾"  
w 66 × d 68 × h 85 cm



#### WITH ADJUSTABLE HEIGHT

w 26" × d 26¾" × h 32¼"/36¾"  
w 66 × d 68 × h 82/93 cm

#### SWIVEL BASE WITH CASTORS FIVE LEGS + ARMREST

w 26" × d 26¾" × h 33¾"  
w 66 × d 68 × h 85 cm



#### WITH ADJUSTABLE HEIGHT

w 26" × d 26¾" × h 32¼"/36¾"  
w 66 × d 68 × h 82/93 cm

SITTING HEIGHT 17¾" (44,5 CM), SITTING HEIGHT FOR CHAIR SWITH ADJUSTABLE HEIGHT 17¾" (44,5 cm) / 21¾" (55,5 cm)

	COF	COL	100	200	300	400	500	600	700	60	80
	1.026	1.068	-	1.026	1.068	1.115	1.162	1.208	1.254	1.297	1.436
<b>CHROME BASE</b>	1.388	1.429	-	1.388	1.429	1.477	1.525	1.571	1.615	1.660	1.799
	1.297	1.338	-	1.297	1.338	1.384	1.429	1.477	1.525	1.566	1.706
<b>CHROME BASE</b>	1.660	1.701	-	1.660	1.701	1.746	1.792	1.840	1.888	1.929	2.069
	1.167	1.209	-	1.167	1.209	1.254	1.300	1.348	1.394	1.436	1.576
<b>CHROME BASE</b>	1.528	1.572	-	1.528	1.572	1.615	1.663	1.711	1.756	1.799	1.939
	1.483	1.525	-	1.483	1.525	1.571	1.617	1.665	1.711	1.752	1.893
<b>CHROME BASE</b>	1.845	1.888	-	1.845	1.888	1.932	1.980	2.028	2.072	2.115	2.256
	1.139	1.180	-	1.139	1.180	1.226	1.274	1.318	1.365	1.406	1.546
<b>CHROME BASE</b>	1.502	1.543	-	1.502	1.543	1.587	1.635	1.681	1.726	1.769	1.909
	1.333	1.374	-	1.333	1.374	1.419	1.467	1.515	1.558	1.602	1.742
<b>CHROME BASE</b>	1.695	1.736	-	1.695	1.736	1.782	1.830	1.878	1.921	1.964	2.105
	1.304	1.345	-	1.304	1.345	1.393	1.437	1.485	1.533	1.574	1.713
<b>CHROME BASE</b>	1.665	1.706	-	1.665	1.706	1.754	1.800	1.848	1.894	1.937	2.076
	1.516	1.558	-	1.516	1.558	1.604	1.652	1.700	1.744	1.789	1.929
<b>CHROME BASE</b>	1.879	1.921	-	1.879	1.921	1.967	2.013	2.061	2.107	2.150	2.290

w - width / d - depth / h - height

All prices are in USD

# Oblikant

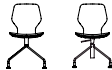
## upholstered chairs

### swivel base with fixed legs



**SWIVEL BASE WITH FOUR FIXED LEGS**

w 20¾" × d 21¼" × h 33¾"  
w 52 × d 54 × h 85 cm



**WITH ADJUSTABLE HEIGHT**

w 20¾" × d 21¼" × h 32¼" / 36¾"  
w 52 × d 54 × h 82/93 cm

**SWIVEL BASE WITH FOUR FIXED LEGS + ARMRESTS**

w 20¾" × d 21¼" × h 33¾"  
w 52 × d 54 × h 85 cm



**WITH ADJUSTABLE HEIGHT**

w 20¾" × d 21¼" × h 32¼" / 36¾"  
w 52 × d 54 × h 82/93 cm

**SWIVEL BASE WITH FIVE FIXED LEGS**

w 26" × d 26¾" × h 33¾"  
w 66 × d 68 × h 85 cm



**WITH ADJUSTABLE HEIGHT**

w 26" × d 26¾" × h 32¼" / 36¾"  
w 66 × d 68 × h 82/93 cm

**SWIVEL BASE WITH FIVE FIXED LEGS + ARMRESTS**

w 26" × d 26¾" × h 33¾"  
w 66 × d 68 × h 85 cm



**WITH ADJUSTABLE HEIGHT**

w 26" × d 26¾" × h 32¼" / 36¾"  
w 66 × d 68 × h 82/93 cm

SITTING HEIGHT 17¾" (44.5 CM), SITTING HEIGHT FOR CHAIR SWITH ADJUSTABLE HEIGHT 17¾" (44.5 CM) / 21¾" (55.5 CM)

	COF	COL	100	200	300	400	500	600	700	60	80
	1.071	1.112	-	1.071	1.112	1.160	1.206	1.254	1.299	1.340	1.482

<b>CHROME BASE</b>	1.434	1.475	-	1.434	1.475	1.523	1.568	1.615	1.662	1.703	1.843
--------------------	-------	-------	---	-------	-------	-------	-------	-------	-------	-------	-------

	COF	COL	100	200	300	400	500	600	700	60	80
	1.340	1.383	-	1.340	1.383	1.427	1.475	1.521	1.568	1.610	1.751

<b>CHROME BASE</b>	1.703	1.744	-	1.703	1.744	1.790	1.838	1.883	1.931	1.972	2.112
--------------------	-------	-------	---	-------	-------	-------	-------	-------	-------	-------	-------

	COF	COL	100	200	300	400	500	600	700	60	80
	1.239	1.280	-	1.239	1.280	1.327	1.374	1.422	1.467	1.508	1.647

<b>CHROME BASE</b>	1.602	1.643	-	1.602	1.643	1.690	1.736	1.784	1.830	1.871	2.010
--------------------	-------	-------	---	-------	-------	-------	-------	-------	-------	-------	-------

	COF	COL	100	200	300	400	500	600	700	60	80
	1.528	1.571	-	1.528	1.571	1.615	1.663	1.711	1.754	1.799	1.939

<b>CHROME BASE</b>	1.891	1.932	-	1.891	1.932	1.978	2.026	2.072	2.117	2.160	2.300
--------------------	-------	-------	---	-------	-------	-------	-------	-------	-------	-------	-------

	COF	COL	100	200	300	400	500	600	700	60	80
	1.195	1.236	-	1.195	1.236	1.284	1.328	1.376	1.424	1.465	1.604

<b>CHROME BASE</b>	1.556	1.597	-	1.556	1.597	1.645	1.691	1.739	1.785	1.828	1.967
--------------------	-------	-------	---	-------	-------	-------	-------	-------	-------	-------	-------

	COF	COL	100	200	300	400	500	600	700	60	80
	1.388	1.429	-	1.388	1.429	1.477	1.523	1.571	1.617	1.660	1.799

<b>CHROME BASE</b>	1.751	1.792	-	1.751	1.792	1.840	1.884	1.932	1.980	2.021	2.160
--------------------	-------	-------	---	-------	-------	-------	-------	-------	-------	-------	-------

	COF	COL	100	200	300	400	500	600	700	60	80
	1.363	1.404	-	1.363	1.404	1.449	1.495	1.543	1.591	1.632	1.772

<b>CHROME BASE</b>	1.724	1.766	-	1.724	1.766	1.812	1.858	1.904	1.952	1.993	2.135
--------------------	-------	-------	---	-------	-------	-------	-------	-------	-------	-------	-------

	COF	COL	100	200	300	400	500	600	700	60	80
	1.574	1.615	-	1.574	1.615	1.663	1.709	1.754	1.802	1.843	1.983

<b>CHROME BASE</b>	1.937	1.978	-	1.937	1.978	2.026	2.071	2.117	2.165	2.206	2.346
--------------------	-------	-------	---	-------	-------	-------	-------	-------	-------	-------	-------

w - width / d - depth / h - height

All prices are in USD

# Oblikant

## swivel base chairs with castors



SITTING HEIGHT 17<sup>3</sup>/<sub>4</sub>" (44.5 CM), SITTING HEIGHT FOR CHAIR SWITH ADJUSTABLE HEIGHT 17<sup>3</sup>/<sub>4</sub>" (44.5 cm) / 21<sup>3</sup>/<sub>4</sub>" (55.5 cm)

### SWIVEL BASE WITH CASTORS FOUR LEGS

w 20<sup>3</sup>/<sub>4</sub>" × d 21<sup>1</sup>/<sub>4</sub>" × h 33<sup>3</sup>/<sub>4</sub>"  
w 52 × d 54 × h 85 cm



855

### WITH ADJUSTABLE HEIGHT

w 20<sup>3</sup>/<sub>4</sub>" × d 21<sup>1</sup>/<sub>4</sub>" × h 32<sup>1</sup>/<sub>4</sub>" / 36<sup>3</sup>/<sub>4</sub>"  
w 52 × d 54 × h 82/93 cm

899

### SWIVEL BASE WITH CASTORS FOUR LEGS + ARMREST

w 20<sup>3</sup>/<sub>4</sub>" × d 21<sup>1</sup>/<sub>4</sub>" × h 33<sup>3</sup>/<sub>4</sub>"  
w 52 × d 54 × h 85 cm



1.000

### WITH ADJUSTABLE HEIGHT

w 20<sup>3</sup>/<sub>4</sub>" × d 21<sup>1</sup>/<sub>4</sub>" × h 32<sup>1</sup>/<sub>4</sub>" / 36<sup>3</sup>/<sub>4</sub>"  
w 52 × d 54 × h 82/93 cm

1.043

### SWIVEL BASE WITH CASTORS FIVE LEGS

w 26" × d 26<sup>3</sup>/<sub>4</sub>" × h 33<sup>3</sup>/<sub>4</sub>"  
w 66 × d 68 × h 85 cm



868

### WITH ADJUSTABLE HEIGHT

w 26" × d 26<sup>3</sup>/<sub>4</sub>" × h 32<sup>1</sup>/<sub>4</sub>" / 36<sup>3</sup>/<sub>4</sub>"  
w 66 × d 68 × h 82/93 cm

911

### SWIVEL BASE WITH CASTORS FIVE LEGS + ARMREST

w 26" × d 26<sup>3</sup>/<sub>4</sub>" × h 33<sup>3</sup>/<sub>4</sub>"  
w 66 × d 68 × h 85 cm



1.016

### WITH ADJUSTABLE HEIGHT

w 26" × d 26<sup>3</sup>/<sub>4</sub>" × h 32<sup>1</sup>/<sub>4</sub>" / 36<sup>3</sup>/<sub>4</sub>"  
w 66 × d 68 × h 82/93 cm

1.054

w - width / d - depth / h - height

All prices are in USD

# Oblikant

## swivel base chairs with fixed legs



SITTING HEIGHT 17<sup>3</sup>/<sub>4</sub>" (44.5 CM), SITTING HEIGHT FOR CHAIR SWITH ADJUSTABLE HEIGHT 17<sup>3</sup>/<sub>4</sub>" (44.5 cm) / 21<sup>3</sup>/<sub>4</sub>" (55.5 cm)



**SWIVEL BASE WITH FOUR FIXED LEGS**

w 20<sup>3</sup>/<sub>4</sub>" x d 21<sup>1</sup>/<sub>4</sub>" x h 33<sup>3</sup>/<sub>4</sub>"  
w 52 x d 54 x h 85 cm



855

**WITH ADJUSTABLE HEIGHT**

w 20<sup>3</sup>/<sub>4</sub>" x d 21<sup>1</sup>/<sub>4</sub>" x h 32<sup>1</sup>/<sub>4</sub>" / 36<sup>3</sup>/<sub>4</sub>"  
w 52 x d 54 x h 82/93 cm

899

**SWIVEL BASE WITH FOUR FIXED LEGS + ARMRESTS**

w 20<sup>3</sup>/<sub>4</sub>" x d 21<sup>1</sup>/<sub>4</sub>" x h 33<sup>3</sup>/<sub>4</sub>"  
w 52 x d 54 x h 85 cm



1.000

**WITH ADJUSTABLE HEIGHT**

w 20<sup>3</sup>/<sub>4</sub>" x d 21<sup>1</sup>/<sub>4</sub>" x h 32<sup>1</sup>/<sub>4</sub>" / 36<sup>3</sup>/<sub>4</sub>"  
w 52 x d 54 x h 82/93 cm

1.043

**SWIVEL BASE WITH FIVE FIXED LEGS**

w 26" x d 26<sup>3</sup>/<sub>4</sub>" x h 33<sup>3</sup>/<sub>4</sub>"  
w 66 x d 68 x h 85 cm



868

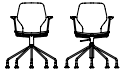
**WITH ADJUSTABLE HEIGHT**

w 26" x d 26<sup>3</sup>/<sub>4</sub>" x h 32<sup>1</sup>/<sub>4</sub>" / 36<sup>3</sup>/<sub>4</sub>"  
w 66 x d 68 x h 82/93 cm

911

**SWIVEL BASE WITH FIVE FIXED LEGS + ARMRESTS**

w 26" x d 26<sup>3</sup>/<sub>4</sub>" x h 33<sup>3</sup>/<sub>4</sub>"  
w 66 x d 68 x h 85 cm



1.016

**WITH ADJUSTABLE HEIGHT**

w 26" x d 26<sup>3</sup>/<sub>4</sub>" x h 32<sup>1</sup>/<sub>4</sub>" / 36<sup>3</sup>/<sub>4</sub>"  
w 66 x d 68 x h 82/93 cm

1.054

**FIXED CUSHION**



COF	COL	100	200	300	400	500	600	700	60	80
78	-	-	96	119	144	168	193	219	-	-

w - width / d - depth / h - height

All prices are in USD

**NOTE**

- CHAIRS WITH A LIFTING MECHANISM HAVE ± 11 CM OF TRAVEL, WITH A MINIMUM OF 83 CM
- CHAIRS WITH ADJUSTABLE HEIGHT HAVE A LIFTING CYLINDER TRAVEL OF 11 CM WITH A MINIMUM HEIGHT OF 83 CM
- FIXED CUSHION IS AVAILABLE FOR ALL CHAIR TYPES

# Oblique

## easy chairs



DESIGN: NUMEN/FOR USE, 2014 (REDESIGN 2016)

Two triangular prisms define a characteristic profile of the **Oblique** easy chair supporting the maximum foam thickness on the rear of the seat and the backseat's lumbar area. The metal construction is bent to follow a specific geometry and upholstered with cast foam, resulting in a unique pulsating form. The Oblique easy chair is available in two versions: with the leg base made of solid wood or metal.

SHELL	moulded foam, metal frame, elastic webbing
BASE	solid wood + oil, lacquer or oak BLACK varnish matte
UPHOLSTERY	fabric

### MANDATORY TO SPECIFY

- **type of the easy chair** i.e. lounge chair
- **wood finishing** i.e. OAK nature
- **upholstery** i.e. 166 HALLINGDAL 65 500



### LOUNGE CHAIR

w 21¼" × d 28" × h 30¼"  
w 54 × d 71 × h 77 cm



### OAK / ASH

### WALNUT

SITTING HEIGHT 15¾" (40 cm)

COF	COL	100	200	300	400	500	600	700	60	80
1.766	-	-	1.766	1.846	1.937	2.028	2.119	2.209	-	-
1.846	-	-	1.846	1.929	2.020	2.110	2.201	2.292	-	-

### EASY CHAIR

w 27¼" × d 28" × h 30¼"  
w 70 × d 71 × h 77 cm



### OAK / ASH

### WALNUT

COF	COL	100	200	300	400	500	600	700	60	80
2.100	-	-	2.100	2.181	2.272	2.363	2.454	2.544	-	-
2.176	-	-	2.176	2.257	2.348	2.439	2.529	2.620	-	-

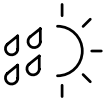
w - width / d - depth / h - height

All prices are in USD

# Oblique

## easy chairs metal

INDOOR & OUTDOOR



DESIGN: NUMEN/FOR USE, 2015 (REDESIGN 2016)

The **Oblique's** body is inserted in a metal construction. Its legs highlight a specific profile and volume of the seat, thus reducing the impression of massiveness, which is present in the wooden version.

SHELL moulded foam, metal frame, elastic webbing

ARMRESTS solid wood + oil, lacquer, or oak color varnish  
matte / solid wood brushed oak / outdoor oil

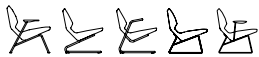
BASE metal tube  $\varnothing \frac{3}{4}$ " (2 mm) /  $\varnothing \frac{3}{4}$ " (20 mm) /  
 $\varnothing 1$ " (25 mm) + powder coating

UPHOLSTERY fabric / waterproof fabric

### MANDATORY TO SPECIFY

- **type of the easy chair** i.e. *easy chair cantilever  $\varnothing 25$*
- **metal finishing** i.e. *BLACK*
- **wood finishing, when specified** i.e. *OAK nature*
- **upholstery** i.e. *166 HALLINGDAL 65 500*

SITTING HEIGHT  $15\frac{3}{4}$ " (40 cm)



**EASY CHAIR METAL**  
w 26 $\frac{3}{4}$ " x d 28" x h 30 $\frac{1}{4}$ "  
w 67 x d 71 x h 77 cm



**OUTDOOR**

**EASY CHAIR CANTILEVER  $\varnothing 25$**   
w 26" x d 28" x h 31"  
w 66 x d 71 x h 79 cm



**OUTDOOR**

**EASY CHAIR CANTILEVER  $\varnothing 25$   
WITH ARMRESTS**  
w 26" x d 28" x h 31"  
w 66 x d 71 x h 79 cm



**OUTDOOR**

**EASY CHAIR SLED BASE  $\varnothing 12$**   
w 25 $\frac{3}{4}$ " x d 27 $\frac{3}{4}$ " x h 31 $\frac{3}{4}$ "  
w 65 x d 70 x h 80 cm



**OUTDOOR**

**EASY CHAIR SLED BASE  $\varnothing 12$   
WITH ARMRESTS**  
w 25 $\frac{3}{4}$ " x d 27 $\frac{3}{4}$ " x h 31 $\frac{3}{4}$ "  
w 65 x d 70 x h 80 cm



**OUTDOOR**

COF	COL	100	200	300	400	500	600	700	60	80
2.031	-	-	2.031	2.112	2.203	2.294	2.384	2.475	-	-
			<b>200</b>	<b>300</b>	<b>400</b>	<b>500</b>	<b>600</b>	<b>700</b>		
			2.437	2.534	2.643	2.752	2.861	2.970		

COF	COL	100	200	300	400	500	600	700	60	80
1.794	-	-	1.794	1.874	1.965	2.056	2.147	2.237	-	-
			<b>200</b>	<b>300</b>	<b>400</b>	<b>500</b>	<b>600</b>	<b>700</b>		
			2.152	2.251	2.360	2.468	2.577	2.686		

COF	COL	100	200	300	400	500	600	700	60	80
1.917	-	-	1.917	1.998	2.089	2.180	2.272	2.363	-	-
			<b>200</b>	<b>300</b>	<b>400</b>	<b>500</b>	<b>600</b>	<b>700</b>		
			2.300	2.399	2.508	2.617	2.726	2.835		

COF	COL	100	200	300	400	500	600	700	60	80
1.921	-	-	1.921	1.998	2.084	2.168	2.254	2.340	-	-
			<b>200</b>	<b>300</b>	<b>400</b>	<b>500</b>	<b>600</b>	<b>700</b>		
			2.305	2.397	2.500	2.602	2.706	2.808		

COF	COL	100	200	300	400	500	600	700	60	80
2.183	-	-	2.183	2.261	2.346	2.432	2.518	2.604	-	-
			<b>200</b>	<b>300</b>	<b>400</b>	<b>500</b>	<b>600</b>	<b>700</b>		
			2.620	2.713	2.815	2.919	3.021	3.123		

COF	COL	100	200	300	400	500	600	700	60	80
2.183	-	-	2.183	2.261	2.346	2.432	2.518	2.604	-	-
			<b>200</b>	<b>300</b>	<b>400</b>	<b>500</b>	<b>600</b>	<b>700</b>		
			2.620	2.713	2.815	2.919	3.021	3.123		

COF	COL	100	200	300	400	500	600	700	60	80
1.921	-	-	1.921	1.998	2.084	2.168	2.254	2.340	-	-
			<b>200</b>	<b>300</b>	<b>400</b>	<b>500</b>	<b>600</b>	<b>700</b>		
			2.305	2.397	2.500	2.602	2.706	2.808		

COF	COL	100	200	300	400	500	600	700	60	80
1.921	-	-	1.921	1.998	2.084	2.168	2.254	2.340	-	-
			<b>200</b>	<b>300</b>	<b>400</b>	<b>500</b>	<b>600</b>	<b>700</b>		
			2.305	2.397	2.500	2.602	2.706	2.808		

COF	COL	100	200	300	400	500	600	700	60	80
1.921	-	-	1.921	1.998	2.084	2.168	2.254	2.340	-	-
			<b>200</b>	<b>300</b>	<b>400</b>	<b>500</b>	<b>600</b>	<b>700</b>		
			2.305	2.397	2.500	2.602	2.706	2.808		

COF	COL	100	200	300	400	500	600	700	60	80
2.183	-	-	2.183	2.261	2.346	2.432	2.518	2.604	-	-
			<b>200</b>	<b>300</b>	<b>400</b>	<b>500</b>	<b>600</b>	<b>700</b>		
			2.620	2.713	2.815	2.919	3.021	3.123		

COF	COL	100	200	300	400	500	600	700	60	80
2.183	-	-	2.183	2.261	2.346	2.432	2.518	2.604	-	-
			<b>200</b>	<b>300</b>	<b>400</b>	<b>500</b>	<b>600</b>	<b>700</b>		
			2.620	2.713	2.815	2.919	3.021	3.123		

COF	COL	100	200	300	400	500	600	700	60	80
2.183	-	-	2.183	2.261	2.346	2.432	2.518	2.604	-	-
			<b>200</b>	<b>300</b>	<b>400</b>	<b>500</b>	<b>600</b>	<b>700</b>		
			2.620	2.713	2.815	2.919	3.021	3.123		

w - width / d - depth / h - height

All prices are in USD

# Oblique

## chairs

INDOOR



DESIGN: NUMEN/FOR USE, 2014

The basis of the **Oblique** system is the characteristic profile of a chair which, defined by two triangular prisms, ensures maximum foam thickness on the back side of the seat and the backrest's lumbar area. The metal is bent at a specified geometry and is upholstered with the moulded foam, resulting in a unified pulsating form. As a result of the triangulation, the solid wood legs thin towards the bottom, thus transforming the square cross-section of the top of the legs into their bases' triangle.

SHELL	moulded foam, metal frame
BASE	solid wood + oil, lacquer or oak BLACK varnish matte / metal tube $\varnothing$ 3/4" (16 mm) + powder coating
ARMRESTS	solid wood + oil, lacquer or oak BLACK varnish matte / outdoor oil
UPHOLSTERY	fabric / waterproof fabric

### MANDATORY TO SPECIFY

- **type of the chair** *i.e. metal chair*
- **metal finishing, when specified** *i.e. BLACK*
- **wood finishing** *i.e. OAK nature*
- **upholstery** *i.e. 166 HALLINGDAL 65 500*



SITTING HEIGHT 18" (46 cm)

#### CHAIR

w 20" x d 22 3/4" x h 35 3/4"  
w 51 x d 58 x h 91 cm



#### OAK / ASH

#### WALNUT

COF	COL	100	200	300	400	500	600	700	60	80
1.162	-	-	1.162	1.236	1.318	1.401	1.483	1.566	-	-
1.226	-	-	1.226	1.300	1.383	1.465	1.548	1.630	-	-

#### CHAIR METAL

w 24 3/4" x d 23 1/4" x h 35 3/4"  
w 63 x d 59 x h 91 cm



COF	COL	100	200	300	400	500	600	700	60	80
1.198	-	-	1.198	1.272	1.355	1.437	1.520	1.602	-	-

w - width / d - depth / h - height

All prices are in USD

#### NOTE

- WOODEN BASE IS AVAILABLE IN OIL, LACQUER AND BLACK LACQUER, IT IS NOT AVAILABLE IN ANY OTHER COLOR VARNISH MATTES;
- WE RECOMMEND USING LACQUERED WOOD FINISH FOR THE EASIER MAINTENANCE

# Oblique chairs

INDOOR



DESIGN: NUMEN/FOR USE, 2019

With their minimalist dimensions, the **Oblique** chairs provide a high-quality sitting experience. The design of metal legs construction emphasizes a specific profile and volume of the chair. The Oblique chairs are available in six variations of steel legs.



SITTING HEIGHT 19" (48 cm)

**CHAIR SLED BASE Ø12**

w 21¾" × d 22¾" × h 35¾"  
w 55 × d 58 × h 91 cm



COF	COL	100	200	300	400	500	600	700	60	80
1.028	-	-	1.028	1.102	1.185	1.267	1.350	1.432	-	-

**CHAIR SLED BASE Ø12 WITH ARMRESTS**

w 22¾" × d 22¾" × h 35¾"  
w 58 × d 58 × h 91 cm



COF	COL	100	200	300	400	500	600	700	60	80
1.163	-	-	1.163	1.238	1.320	1.403	1.485	1.568	-	-

**CHAIR METAL LEGS Ø16**

w 20¾" × d 22¾" × h 35¾"  
w 53 × d 58 × h 91 cm



COF	COL	100	200	300	400	500	600	700	60	80
997	-	-	997	1.071	1.153	1.238	1.320	1.403	-	-

**CHAIR METAL LEGS Ø16 WITH ARMRESTS**

w 22" × d 22¾" × h 35¾"  
w 56 × d 58 × h 91 cm



COF	COL	100	200	300	400	500	600	700	60	80
1.035	-	-	1.035	1.109	1.191	1.274	1.356	1.440	-	-

**CHAIR CANTILEVER Ø25**

w 23¾" × d 23¾" × h 35¾"  
w 60 × d 59 × h 91 cm



COF	COL	100	200	300	400	500	600	700	60	80
1.097	-	-	1.097	1.172	1.254	1.337	1.419	1.502	-	-

**CHAIR CANTILEVER Ø25 WITH ARMRESTS**

w 23¾" × d 23¾" × h 35¾"  
w 60 × d 59 × h 91 cm



COF	COL	100	200	300	400	500	600	700	60	80
1.147	-	-	1.147	1.221	1.304	1.386	1.469	1.551	-	-

w - width / d - depth / h - height

All prices are in USD

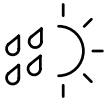
**NOTE**

- THE ARMREST ON A CHAIR WITH SLED BASE Ø12 IS LACQUERED IN THE SAME COLOUR AS THE METAL BASE; THE METAL BASE IS AVAILABLE ONLY IN THE COLOUR CODES THAT ARE AVAILABLE FOR WOOD COLOR VARNISH MATTES
- THE ARMREST ON A CHAIR WITH SLED BASE Ø12 IS LACQUERED IN THE SAME COLOUR AS THE METAL BASE; THE METAL BASE IS AVAILABLE ONLY IN THE COLOUR CODES THAT ARE AVAILABLE FOR WOOD COLOR VARNISH MATTES

# Oblique

## chairs

OUTDOOR



### MANDATORY TO SPECIFY

- **type of the chair** *i.e. chair sled base Ø12*
- **metal finishing** *i.e. BLACK*
- **wood finishing, when specified** *i.e. TEAK*
- **upholstery** *i.e. ROCOCÓ NAVY 600*

#### CHAIR METAL

w 24¾" × d 23¾" × h 35¾"  
w 63 × d 59 × h 91 cm



200	300	400	500	600	700
1.437	1.526	1.625	1.724	1.823	1.922

#### CHAIR SLED BASE Ø12

w 21¾" × d 22¾" × h 35¾"  
w 55 × d 58 × h 91 cm



200	300	400	500	600	700
1.234	1.323	1.422	1.521	1.620	1.719

#### CHAIR SLED BASE Ø12 WITH ARMRESTS

w 22¾" × d 22¾" × h 35¾"  
w 58 × d 58 × h 91 cm



200	300	400	500	600	700
1.396	1.485	1.584	1.683	1.782	1.881

#### CHAIR METAL LEGS Ø16

w 20¾" × d 22¾" × h 35¾"  
w 53 × d 58 × h 91 cm



200	300	400	500	600	700
1.196	1.285	1.384	1.485	1.584	1.683

#### CHAIR METAL LEGS Ø16 WITH ARMRESTS

w 22" × d 22¾" × h 35¾"  
w 56 × d 58 × h 91 cm



200	300	400	500	600	700
1.241	1.330	1.429	1.528	1.627	1.729

#### CHAIR CANTILEVER Ø25

w 23¾" × d 23¾" × h 35¾"  
w 60 × d 59 × h 91 cm



200	300	400	500	600	700
1.317	1.406	1.505	1.604	1.703	1.802

#### CHAIR CANTILEVER Ø25 WITH ARMRESTS

w 26¾" × d 28" × h 35¾"  
w 67 × d 71 × h 91 cm



200	300	400	500	600	700
1.376	1.465	1.564	1.663	1.762	1.861

w - width / d - depth / h - height

All prices are in USD

#### NOTE

- WOODEN ARMRESTS ARE AVAILABLE ONLY IN TEAK

# Oblique

## tables



DESIGN: NUMEN/FOR USE, 2014

**Oblique** collection is completed with the table which can be used in the office or as a dining table. The character of the complete collection has been best expressed in this table. Specific geometry of the legs made of solid wood in combination with the floating table top makes a perfect match.

TABLE TOP MDF + FENIX NTM


LEGS solid wood + oil, lacquer or oak BLACK varnish matte / brushed oak BLACK

### MANDATORY TO SPECIFY

- dimensions of the table
- wood finishing *i.e.* OAK nature
- table top *i.e.* FENIX 0720 black

#### TABLES

h 28¾" (73 cm)



#### OAK / ASH

#### WALNUT

70¾" x 37¾"  
180 x 96 cm

3.374

3.595

78¾" x 37¾"  
200 x 96

3.576

3.797

90¾" x 37¾"  
230 x 96

3.871

4.090

#### TABLES Ø

h 28¾" (73 cm)



#### OAK / ASH

#### WALNUT

Ø 47¼"  
Ø 120 cm

2.619

2.838

Ø 63"  
Ø 160 cm

3.090

3.264

TABLE Ø120 HAS 4 LEGS; TABLE Ø160 HAS 3 LEGS

w - width / d - depth / h - height

All prices are in USD

# Oblique

## low tables



DESIGN: NUMEN/FOR USE, 2014

**Oblique** low tables come in three sizes. Legs are produced from the solid wood and protected with high-quality oil or lacquer. As a result of the triangulation, the solid wood legs thin towards the bottom, giving them elegant flair and making them an ideal addition to Oblique easy chair.

TABLE TOP	solid wood + oil, lacquer or oak BLACK varnish matte / solid wood brushed oak BLACK / MDF + FENIX NTM
LEGS	solid wood + oil, lacquer, or oak BLACK varnish matte

### MANDATORY TO SPECIFY

- dimensions of the low table
- wood finishing *i.e.* OAK nature
- table top *i.e.* FENIX 0720 black

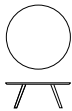
#### LOW TABLE Ø70

Ø 27<sup>3</sup>/<sub>4</sub>" × 16<sup>1</sup>/<sub>4</sub>"  
Ø 70 cm × 41 cm



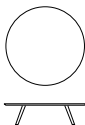
#### LOW TABLE Ø90

Ø 35<sup>3</sup>/<sub>4</sub>" × 13<sup>3</sup>/<sub>4</sub>"  
Ø 90 cm × 35 cm



#### LOW TABLE Ø110

Ø 43<sup>3</sup>/<sub>4</sub>" × 11<sup>3</sup>/<sub>4</sub>"  
Ø 110 cm × 29 cm



w - width / d - depth / h - height

	OAK / ASH	WALNUT	FENIX
OAK / ASH	1.195	-	1.040
WALNUT	-	1.205	1.129

	OAK / ASH	WALNUT	FENIX
OAK / ASH	1.404	-	1.266
WALNUT	-	1.416	1.355

	OAK / ASH	WALNUT	FENIX
OAK / ASH	1.625	-	1.582
WALNUT	-	1.749	1.681

All prices are in USD

# Omnia

## collection



DESIGN: NEISAKO, 2023

The archetypal silhouettes of the **Omnia** armchair are gently reinforced by refined transitional shapes. Concrete and clear geodesics of constructive membrane from the outside turn from convex to concave, hence supporting ergonomic line that harmoniously embrace the volumes of backrest and armrests. Upholstered elements are rich in dimensions and together with specially designed substructures enable cosy and long sitting sessions in many positions. Omnia is, thanks to its elegant silhouette and comfortable character, convenient for both formal and informal interior settings. Additional connector/sideboard element and rectangular arrangement provide possibilities for spatial setups in which by connecting the armchairs is possible to create a free-form floor plan in raster-like formation, which then provides the freedom to change the orientation in desired direction.

SEAT	HR foam, polyester wadding	SUPPORT	elastic webbing
BACKREST AND ARMREST	injected moulded foam, polyester wadding	UHPOLSTERY FOR SEAT AND BACKREST	fabric (non-removable)
CONSTRUCTION	powder coated steel / sand-grinded stainless steel	OUTER SHELL	bent plywood, upholstered in leather or fabric (see chart)
		CONNECTING BOARD	powder coated steel / sand-grinded stainless steel

### MANDATORY TO SPECIFY

- upholstery for outer shell *i.e. TUNDRA 600 CHOCO 60*
- upholstery for seat, backrest & armrests *i.e. ARCO ARCTIC 400*
- metal finish for legs and small table *i.e. POWDER COATED STEEL + RED*



#### ARMCHAIR

w 35¾" × d 33¾" × h 27¾"  
w 91 × d 85 × h 70 cm

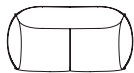


#### OUTER SHELL

#### SEAT, BACKREST AND ARMRESTS

SITTING HEIGHT 16¾" (42 cm), SITTING DEPTH 21¾" (55 cm)

COF	COL	100	200	300	400	500	600	700	60	80
-	-	-	729	794	863	932	1.003	1.073	1.431	1.909
-	-	-	2.663	2.764	2.874	2.987	3.099	3.211	-	-



#### OUTER SHELL

#### SEAT, BACKREST AND ARMRESTS

#### 2SEATER

w 64¼" × d 33¾" × h 27¾"  
w 163 × d 85 × h 70 cm

COF	COL	100	200	300	400	500	600	700	60	80
-	-	-	1.313	1.427	1.553	1.680	1.805	1.931	2.574	3.437
-	-	-	4.793	4.973	5.174	5.376	5.577	5.778	-	-

w - width / d - depth / h - height

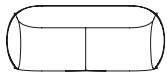
All prices are in USD

# Omnia

## collection

### 2.5SEATER

w 80¼" × d 33¾" × h 27¾"  
w 204 × d 85 × h 70 cm



#### OUTER SHELL

#### SEAT, BACKREST AND ARMRESTS

COF	COL	100	200	300	400	500	600	700	60	80
-	-	-	1.497	1.625	1.769	1.912	2.056	2.199	2.930	3.914
-	-	-	5.458	5.664	5.894	6.123	6.353	6.582	-	-

### LEGS (SET OF 4)

h 7" (18 cm)



#### POWDER COATED STEEL

195

#### SAND-GRIDED STAINLESS STEEL

285

### SMALL TABLE

CONNECTING BOARD

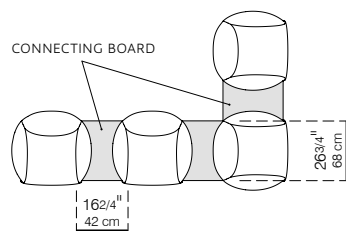


#### POWDER COATED STEEL

584

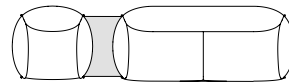
### CORNER CONNECTION

4 × ARMCHAIR + 3 × CONNECTING BOARD



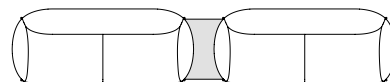
### LINEAR CONNECTION 1

1 × ARMCHAIR + 1 × CONNECTING BOARD + 1 × 2.5SEATER



### LINEAR CONNECTION 2

2 × 2.5SEATER + 1 × CONNECTING BOARD



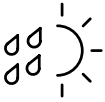
### NOTE

- THE PRICES OF OUTER SHELL, SEAT, BACKREST, ARMRESTS AND LEGS SET MAKE UP THE TOTAL PRICE OF ARMCHAIR AND SOFA
- OMNIA ARMCHAIRS CAN BE CONNECTED BY CONNECTING BOARD FROM BOTH SIDES AND FROM THE BACK, WHILE SOFAS CAN BE CONNECTED ONLY FROM THE SIDES RESULTING IN INFINITE POSSIBLE PERMUTATIONS AND LAYOUTS

# Osmo

## easy chairs

OUTDOOR



DESIGN: NUMEN/FOR USE, 2016 & 2019

**Osmo** is a series of seating objects developed on the classic typology of chairs for terraces in hotels and restaurants. The inox structure combined with wooden seat and backrest provides an optimal equilibrium of comfort and rigidity required in demanding context of extensive use in exterior exposed to sun and seawater. A bent tube structure defines the frame in which the seat and backrest made of wooden slates are inserted into. The characteristic inclination of front legs combined with extremely wide, fractured armrest, results in a biomorphic appearance reminiscent of an insectoid robot from SF movies.

SEAT & BACKREST	inox plate + powder coating / teak + outdoor oil
BASE	inox tube $\varnothing$ 1 3/4" (16 mm) + powder coating
ARMRESTS	solid wood + outdoor oil
CUSHIONS	waterproof fabric (removable)

### MANDATORY TO SPECIFY

- **type of the easy chair** i.e. *easy chair with wood*
- **metal finishing** i.e. *BLACK*
- **wood finishing, when specified** i.e. *TEAK*



SITTING HEIGHT 14 3/4" (37 cm)

#### EASY CHAIR

w 26 3/4" x d 26 3/4" x h 29 3/4"  
w 68 x d 67 x h 75 cm



#### INOX

1.327

#### EASY CHAIR WITH WOOD



#### INOX

#### TEAK

1.543

STACKABLE, 6 PIECES FOR METAL VARIANTS, 4 PIECES FOR VARIANT WITH WOODEN SEAT AND BACKREST



#### EASY CHAIR WITH ARMREST

#### INOX

#### TEAK

1.817

#### OSMO EASY CHAIR CUSHION

200	300	400	500	600	700
160	183	210	234	259	285

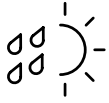
w - width / d - depth / h - height

All prices are in USD

# Osmo

## chairs

OUTDOOR



DESIGN: NUMEN/FOR USE, 2016 &amp; 2019

**Osmo** is a series of seating objects developed on the classic typology of chairs for terraces in hotels and restaurants. The inox structure combined with wooden seat and backrest provides an optimal equilibrium of comfort and rigidity required in demanding context of extensive use in exterior exposed to sun and seawater. A bent tube structure defines the frame in which the seat and backrest made of wooden slates are inserted into. The characteristic inclination of front legs combined with extremely wide, fractured armrest, results in a biomorphic appearance reminiscent of an insectoid robot from SF movies.

SEAT & BACKREST	inox plate + powder coating / teak + outdoor oil
BASE	inox tube $\varnothing$ 1 $\frac{3}{4}$ " (16 mm) + powder coating
CUSHIONS	waterproof fabric (removable)

### MANDATORY TO SPECIFY

- **type of the chair** *i.e. chair with wood*
- **metal finishing** *i.e. BLACK*
- **wood finishing, when specified** *i.e. TEAK*

SITTING HEIGHT 17 $\frac{3}{4}$ " (44 cm)

**CHAIR**  
w 22 $\frac{3}{4}$ " x d 21 $\frac{3}{4}$ " x h 32 $\frac{3}{4}$ "  
w 57 x d 55 x h 83 cm



**CHAIR  
WITH WOOD**



INOX

INOX

1.180

TEAK

1.373

STACKABLE, 6 PIECES FOR METAL VARIANTS , 4 PIECES FOR VARIANT WITH WOODEN SEAT AND BACKREST

OSMO CHAIR CUSHION

200	300	400	500	600	700
160	183	210	234	259	285

w - width / d - depth / h - height

All prices are in USD

# Pil-low

## sofa bed



DESIGN: NEISAKO, 2013

**Pil-low** is a multifunctional sofa characterized by specific relationship between the seat, backseat and cushion in which the cushion has a double function – in the sofa position it improves the seating ergonomics and in the bed position it serves to enlarge the sleeping space. The usual decorative cushions used for improving seating ergonomics are no longer required. The innovative mechanism enables simple transformation from sofa to bed. In the first stage of opening the storage space becomes available, otherwise completely hidden in the sofa position. The form of the sofa has been designed as a complete spatial object and functions equally well freestanding or standing next to the wall.

STRUCTURE	solid wood, plywood	BASE	metal + powder coating
SUSPENSION	wave springs	UPHOLSTERY	fabric
SEAT & BACKREST	HR foam, polyester wadding		

### MANDATORY TO SPECIFY

- metal finishing *i.e. BLACK*
- upholstery *i.e. 166 HALLINGDAL 65 500*
- lacquered colored veneers option *i.e. Light green lacquer colour or Light green lacquer oak colour*



SITTING HEIGHT 17¾" (45 cm)

### 3SEATER SOFA

w 78¾" × d 41¼" × h 30¾"  
w 200 × d 105 × h 78 cm


COF	COL	100	200	300	400	500	600	700	60	80
6.447	-	-	6.778	7.204	7.677	8.151	8.625	9.098	-	-

w 78¾" × d 61" × h 17¾"  
w 200 × d 155 × h 45 cm


**MATTRESS** 78¾" × d 61" (200 × 155 cm)

w - width / d - depth / h - height

All prices are in USD

### NOTE

- STITCHES ARE IN THE COLOR OF THE BASE
  - WHILE ORDERING PLEASE KEEP THE FOLLOWING SEQUENCE: PRODUCT NAME / RAL / FABRIC CODE, FABRIC NAME
- EXAMPLE** PIL-LOW 3SEATER RED / 224 DIVINA 3 400

# Piun

## chair



DESIGN: GRUPA, 2020

With its airy flair, the design of the **Piun** chair revolves around lightness, functionality and comfort, which are all necessary for a dining setting. The challenge was to design a light and stackable chair with armrests for mass seating.

SEAT	plywood, veneer + lacquer or color varnish matte / plywood + upholstered seat
BACKREST	solid wood + lacquer or color varnish matte
BASE	metal tube $\varnothing$ $\frac{3}{4}$ " (16 mm) + powder coating
UPHOLSTERY	fabric

### MANDATORY TO SPECIFY

- **metal finishing** *i.e. BLACK*
- **wood finishing** *i.e. BLACK*
- **upholstery, when specified** *i.e. 641 ATLAS 300*
- **for lacquered version specify oak lacquered or just lacquered**



SITTING HEIGHT 17 $\frac{1}{4}$ " (44 cm)

### CHAIR

w 22" x d 20 $\frac{3}{4}$ " x h 31"  
w 56 x d 52 x h 80 cm

964



STACKABLE, 5 PIECES

### UPHOLSTERED SEAT

w 22" x d 20 $\frac{3}{4}$ " x h 31"  
w 56 x d 52 x h 80 cm



COF	COL	100	200	300	400	500	600	700	60	80
1.104	1.122	-	1.104	1.122	1.142	1.162	1.181	1.201	1.308	1.356

w - width / d - depth / h - height

All prices are in USD

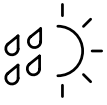
### NOTE

- PIUN IS AVAILABLE IN OAK LACQUER OR COLOR VARNISH MATTE. ASH OR WALNUT ARE NOT AVAILABLE

# Polygon

## easy chair

INDOOR & OUTDOOR



DESIGN: NUMEN/FOR USE, 2013 (REDESIGN 2016)

**Polygon** is an easy chair with armrests based on modernistic typology of the seat with modest dimensions which fulfils functional parameters but does not usurp the space with its volume and immobility. The triangles, which define the orthogonal side view on the armchair, transform into hexagons and more complex polygons when the perspective changes. The resulting product seems familiar, or even old-fashioned, yet extremely contemporary. The construction made of bent steel profiles additionally highlights Polygon's dual character.

SEAT & BACKREST	moulded foam, metal frame, elastic webbing
BASE	metal rod $\varnothing$ 3/4" (16 mm) + powder coating
ARMRESTS	solid wood + oil, lacquer or oak color varnish matte / outdoor oil
UPHOLSTERY	fabric / leather / waterproof fabric

### MANDATORY TO SPECIFY

- **metal finishing** i.e. BLACK
- **wood finishing** i.e. OAK nature
- **upholstery** i.e. 166 HALLINGDAL 65 500



SITTING HEIGHT 14 3/4" (37 cm)

### EASY CHAIR

w 28 3/4" x d 28 3/4" x h 29 3/4"  
w 73 x d 72 x h 75 cm



COF	COL	100	200	300	400	500	600	700	60	80
1.992	2.102	-	1.992	2.102	2.224	2.345	2.467	2.589	2.853	3.173

### OUTDOOR

200	300	400	500	600	700
2.391	2.523	2.668	2.815	2.960	3.107

w - width / d - depth / h - height

All prices are in USD

### NOTE

- ARMRESTS CAN BE MADE FROM OAK (SOLID WOOD + OIL, LACQUER, OR COLOR VARNISH MATTE) ASH AND WALNUT (OIL, LACQUER) OR FROM TEAK FOR THE OUTDOOR VERSION; ALL VARIANTS ARE INCLUDED IN THE PRICE

# Polygon

## low tables

INDOOR & OUTDOOR



DESIGN: NUMEN/FOR USE, 2014 (REDESIGN 2018)

Three **Polygon** tables are based upon the same formal origin as Polygon easy chair. The dominant triangular form is accentuated when viewed from the side, but once the observer begins to move, three triangles of the base overlap into complex three-dimensional drawings. The height and the surface of the top plates are counterpointed resulting in radically different inclinations of diagonal lines of the steel bars. Table tops can be made from solid wood, MDF with Fenix or HPL, making them suitable for outdoor use.

TABLE TOP solid wood brushed oak BLACK / MDF + FENIX NTM / outdoor HPL

BASE metal rod  $\varnothing$  3/4" (12 mm) + powder coating

### MANDATORY TO SPECIFY

- **dimensions of the table**
- **metal finishing** i.e. BLACK
- **table top** i.e. FENIX 0720 black

#### LOW TABLE Ø60

$\varnothing$  23<sup>3</sup>/<sub>4</sub>" × 15<sup>3</sup>/<sub>4</sub>"  
 $\varnothing$  60 × 40 cm



#### LOW TABLE Ø72

$\varnothing$  28<sup>3</sup>/<sub>4</sub>" × 12<sup>3</sup>/<sub>4</sub>"  
 $\varnothing$  72 × 32 cm



#### LOW TABLE Ø84

$\varnothing$  33" × 9<sup>3</sup>/<sub>4</sub>"  
 $\varnothing$  84 × 24 cm



OAK / ASH	WALNUT	FENIX	OUTDOOR HPL
1.048	1.181	822	1.147

OAK / ASH	WALNUT	FENIX	OUTDOOR HPL
1.132	1.394	944	1.426

OAK / ASH	WALNUT	FENIX	OUTDOOR HPL
1.426	1.711	1.043	1.741

w - width / d - depth / h - height

All prices are in USD

# Rei

## lounge collection



DESIGN: NUMEN/FOR USE, 2024

Designed to be an anchor of a room, **Rei** functions as a focal point, defining and grounding the space around it into a zone of personal ritual. With its flexible and contouring shell of moulded plywood, contrasted by the soft padding of differing heights and paired with a lounge ottoman, it keeps blurring the ever more fluid distinction of home vs. work or private vs. public. The swivel mechanism is added to maximise comfort and flexibility. An elegant, seamless fusion of free flow and formal restraint, which makes Rei chairs both iconic and egalitarian, aspirational and sober, is this collection's most defining quality.

SHELL	plywood, veneer + lacquer or oak color varnish matte / upholstered in leather
BACKREST	HR foam, polyester wadding, feather
SEAT	HR foam, polyester wadding, feather
BASE	aluminum + powder coating / polished aluminum / metal + powder coating / stainless steel
UPHOLSTERY	fabric / leather

### MANDATORY TO SPECIFY

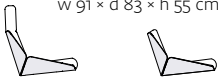
- **type and finish of shell** *i.e. oak nature with armrests*
- **type of cushions and upholstery** *i.e. high, 166 HALLINGDAL 65 500*
- **type of base and finishing** *i.e. fixed powder coated BLACK*
- **finishing of reclining mechanism** *i.e. powder coated BLACK*
- **for lacquered version specify oak lacquered or just lacquered**

SITTING HEIGHT 16¾" (42 cm), SITTING DEPTH 20¾" (53 cm)

### PLYWOOD SHELLS

#### WITHOUT ARMREST

w 35¾" x d 32¾" x h 21¾"  
w 91 x d 83 x h 55 cm



OAK

WALNUT

LACQUER

LEATHER DIVINA

894

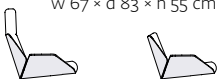
934

767

2.137

#### WITH ARMRESTS

w 26¾" x d 32¾" x h 29¾"  
w 67 x d 83 x h 55 cm



985

1.028

845

2.482

#### POUF

w 26¾" x d 26¾" x h 4"  
w 67 x d 67 x h 10 cm



365

421

312

833

OAK, WALNUT, LACQUER OR LEATHER DIVINA REFERS TO THE MATERIAL FINISH OF OUTER SHELL

w - width / d - depth / h - height

All prices are in USD

### NOTE

- WHEN ORDERING LACQUER COLOUR FINISH FOR OAK, PLEASE BE AWARE THAT THERE WILL BE MINIMALLY VISIBLE NATURAL PORES; WITH OAK LACQUER OPTION PORES WILL BE FULLY VISIBLE

# Rei

## lounge collection

### CUSHIONS

#### LOW

h 21¾" (h 55 cm)



COF	COL	100	200	300	400	500	600	700	60	80
840	908	-	840	908	982	1.056	1.132	1.206	1.409	1.676

#### HIGH

h 31¾" (h 80 cm)



970	1.051	-	970	1.051	1.139	1.228	1.317	1.404	1.640	1.959
-----	-------	---	-----	-------	-------	-------	-------	-------	-------	-------

#### POUF

w 26¾" × d 26¾" × h 4¾"  
w 67 × d 67 × h 12 cm



469	518	-	469	518	574	630	686	743	876	1.077
-----	-----	---	-----	-----	-----	-----	-----	-----	-----	-------

### BASES

#### FIXED BASES

##### ARMCHAIR

w 24¾" × d 29¼" × h 11¾"  
w 63 × d 74 × h 29 cm



ARMCHAIR

##### POWDER COATED

523

##### POLISHED STAINLESS STEEL

2.033

##### POUF

w 24¾" × d 29¼" × h 11¾"  
w 63 × d 74 × h 29 cm



POUF

523

2.033

#### SWIVEL BASES

##### ARMCHAIR

w 24" × d 24" × h 8¾"  
w 61 × d 61 × h 21 cm



ARMCHAIR

##### POWDER COATED

711

##### POLISHED ALUMINUM

1.427

##### POUF

w 24" × d 24" × h 11¾"  
w 61 × d 61 × h 29 cm



POUF

607

1.134

#### SWIVEL BASE + AUTO-RETURN MECHANISM

##### ARMCHAIR

w 24" × d 24" × h 11¾"  
w 61 × d 61 × h 21 cm



ARMCHAIR

##### POWDER COATED

863

#### SWIVEL BASE + RECLINING MECHANISM

##### ARMCHAIR

w 24" × d 24" × h 11¾"  
w 61 × d 61 × h 21 cm



ARMCHAIR

##### POWDER COATED

1.506

w - width / d - depth / h - height

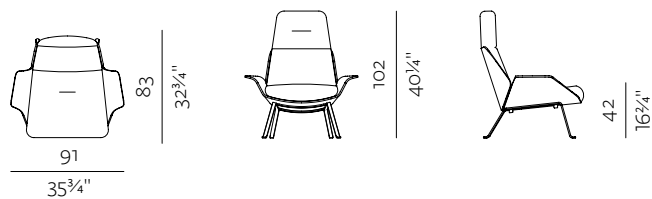
All prices are in USD

# Rei

## lounge collection

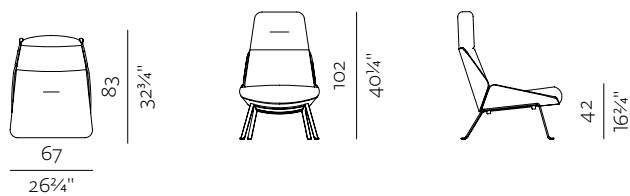
### ARMCHAIR + ARMRESTS, HIGH CUSHION, FIXED BASE

91 × 83 cm, height 102 cm  
35<sup>3</sup>/<sub>4</sub>" × 32<sup>3</sup>/<sub>4</sub>", height 40<sup>1</sup>/<sub>4</sub>"



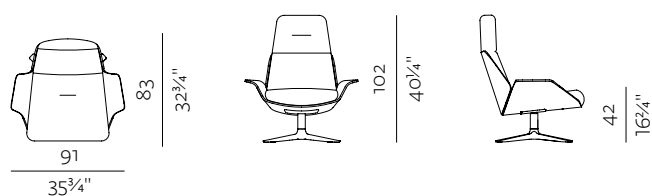
### ARMCHAIR + HIGH CUSHION, FIXED BASE

67 × 83 cm, height 102 cm  
26<sup>3</sup>/<sub>4</sub>" × 32<sup>3</sup>/<sub>4</sub>", height 40<sup>1</sup>/<sub>4</sub>"



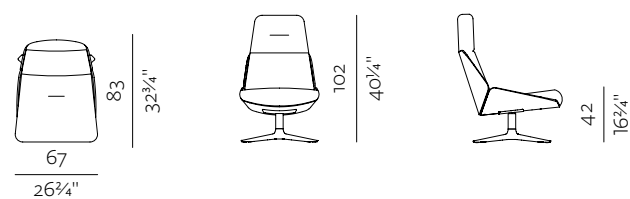
### ARMCHAIR + ARMRESTS, HIGH CUSHION, SWIVEL BASE

91 × 83 cm, height 102 cm  
35<sup>3</sup>/<sub>4</sub>" × 32<sup>3</sup>/<sub>4</sub>", height 40<sup>1</sup>/<sub>4</sub>"



### ARMCHAIR + HIGH CUSHION, SWIVEL BASE

67 × 83 cm, height 102 cm  
26<sup>3</sup>/<sub>4</sub>" × 32<sup>3</sup>/<sub>4</sub>", height 40<sup>1</sup>/<sub>4</sub>"

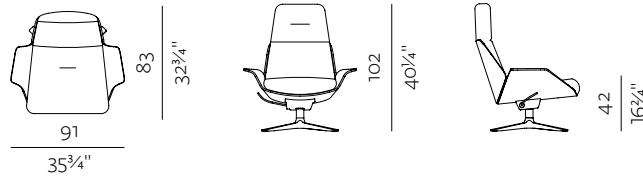


# Rei

## loung collection

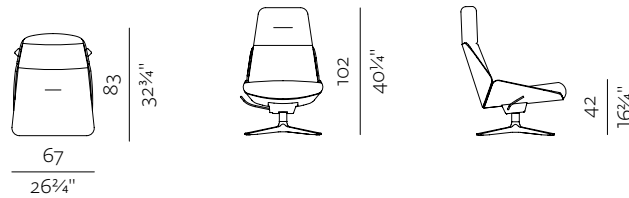
### ARMCHAIR + ARMRESTS, HIGH CUSHION, SWIVEL BASE, RECLINING MECHANISM

91 × 83 cm, height 102 cm  
35<sup>3</sup>/<sub>4</sub>" × 32<sup>3</sup>/<sub>4</sub>", height 40<sup>1</sup>/<sub>4</sub>"




### ARMCHAIR + HIGH CUSHION, SWIVEL BASE, RECLINING MECHANISM

67 × 83 cm, height 102 cm  
26<sup>3</sup>/<sub>4</sub>" × 32<sup>3</sup>/<sub>4</sub>", height 40<sup>1</sup>/<sub>4</sub>"



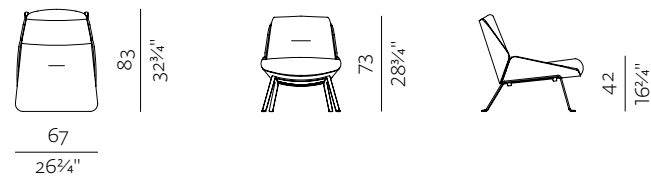
### EASY CHAIR + ARMRESTS, LOW CUSHION, FIXED BASE

91 × 83 cm, height 73 cm  
35<sup>3</sup>/<sub>4</sub>" × 32<sup>3</sup>/<sub>4</sub>", height 28<sup>3</sup>/<sub>4</sub>"




### EASY CHAIR + LOW CUSHION, FIXED BASE

67 × 83 cm, height 73 cm  
26<sup>3</sup>/<sub>4</sub>" × 32<sup>3</sup>/<sub>4</sub>", height 28<sup>3</sup>/<sub>4</sub>"



### EASY CHAIR + ARMRESTS, LOW CUSHION, SWIVEL BASE

91 × 83 cm, height 73 cm  
35<sup>3</sup>/<sub>4</sub>" × 32<sup>3</sup>/<sub>4</sub>", height 28<sup>3</sup>/<sub>4</sub>"



# Rei

## lounge collection

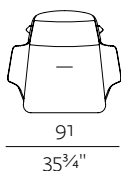
### EASY CHAIR + LOW CUSHION, SWIVEL BASE

67 × 83 cm, height 73 cm  
 26¾" × 32¾", height 28¾"



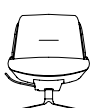
### EASY CHAIR + ARMRESTS, LOW CUSHION, SWIVEL BASE, RECLINING MECHANISM

91 × 83 cm, height 73 cm  
 35¾" × 32¾", height 28¾"



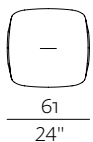
### EASY CHAIR + LOW CUSHION, SWIVEL BASE, RECLINING MECHANISM

67 × 83 cm, height 73 cm  
 26¾" × 32¾", height 28¾"



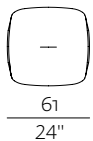
### POUF, FIXED BASE

61 × 62 cm, height 38 cm  
 24" × 24¾", height 15"



### POUF, SWIVEL BASE

91 × 83 cm, height 73 cm  
 35¾" × 32¾", height 28¾"



# Revolve

## sofa bed



DESIGN: NUMEN/FOR USE, IVANA BOROVIJAK, ROBERTA BRATOVIĆ, 2011

**Revolve** is a multifunctional sofa that merges seating and sleeping in an innovative way. Its design stands out in any interior, giving it a special character. By a simple rotation of 180 degrees, it can be transformed from a sofa into a bed. Revolve is a perfect bed for two thanks to the padding that is the same the one used for self-standing mattresses. Its dynamic form and dual function make it suitable for decorating a home, office or a holiday home.

STRUCTURE solid wood, plywood

SEAT & BACKREST HR foam, polyester wadding

SUSPENSION wave springs

UPHOLSTERY fabric

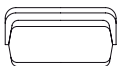
### MANDATORY TO SPECIFY

– upholstery first color (seat), second color (backrest) i.e. ARCO JADE 400 / ARCO ARCTIC 400




#### 3SEATER SOFA

w 82¾" × d 44" × h 30"  
w 210 × d 112 × h 76 cm



w 82¾" × d 55" × h 15"  
w 210 × d 140 × h 38 cm



#### POUF

w 29¼" × d 28¼" × h 14¼"  
w 74 × d 72 × h 36 cm



SITTING HEIGHT 15" (38 cm), SITTING DEPTH 26¾" (68 cm)

COF	COL	100	200	300	400	500	600	700	60	80
4.100	-	-	4.432	4.856	5.330	5.801	6.273	6.745	-	-

MATTRESS 82¾" × 55" (210 × 140 cm)

COF	COL	100	200	300	400	500	600	700	60	80
937	-	-	992	1.061	1.139	1.216	1.294	1.371	-	-

w - width / d - depth / h - height

All prices are in USD

#### NOTE

- REVOLVE SOFA IS AVAILABLE IN ONE OR TWO COLOURS BUT IN THE SAME TYPE OF FABRIC

# Rhomb

## chairs



DESIGN: SMPDO, 2016

**Rhomb** is a spacious, comfortable and solid chair with armrests, produced by combining the latest wood manufacturing technologies and sophisticated handcraft. Its character is defined by the rhomboid section that rotates and changes the shape depending on the function of the curve that unites the backrest and the armrest. Through selection of several types, colours and solid wood finishes, Rhomb easily adapts to various interiors, either residential or public.

STRUCTURE	solid wood + oil, lacquer or color varnish matte
UPHOLSTERY	fabric / leather
CUSHION	fabric / leather

### MANDATORY TO SPECIFY

- wood finishing *i.e.* OAK nature
- upholstery, when specified *i.e.* ARCO JADE 400



SITTING HEIGHT 17¼" (44 cm)

#### CHAIR

w 22¾" × d 20¾" × h 31"  
w 58 × d 53 × h 79 cm



#### OAK / ASH / COLOR VARNISH MATTE

#### WALNUT

1.244

1.407

#### WITH CUSHION



#### OAK / ASH / COLOR VARNISH MATTE

COF	COL	100	200	300	400	500	600	700	60	80
1.434	1.469	-	1.434	1.469	1.508	1.548	1.587	1.627	1.582	1.662
1.596	1.632	-	1.596	1.632	1.671	1.711	1.751	1.790	1.746	1.825

#### WALNUT

#### LOOSE CUSHION

w 14¾" × d 15¼" × h 1¼"  
w 37 × d 39 × h 3 cm



COF	COL	100	200	300	400	500	600	700	60	80
191	216	-	191	216	243	271	299	325	508	606

w - width / d - depth / h - height

All prices are in USD

# Rhomb

## tables



DESIGN: SMPDO, 2016

To match the chair, Simon Morasi Piperčić designed **Rhomb** table with the legs shaped as rhomboids. They are positioned diagonally in the direction of the corners of the table. Viewed from an angle, two legs are very thin and the other two are wide, giving the table an interesting and dynamic look. The table top has a lens like form and sharp knife edge, resulting in a very elegant. Especially when the table is made in lacquered finish with Fenix top.

TABLE TOP	solid wood + oil, lacquer / solid wood brushed oak BLACK / MDF + FENIX NTM
LEGS	solid wood + oil, lacquer

### MANDATORY TO SPECIFY

- dimensions of the table
- wood finishing *i.e.* BLACK
- table top *i.e.* FENIX 0720 black

**TABLES**  
h 29¾" (75 cm)



	OAK / ASH	WALNUT	FENIX
<b>41¼" x 41¼"</b> 105 x 105	2.975	3.354	3.269
<b>78¾" x 41¼"</b> 200 x 105	4.029	4.575	4.016
<b>98¾" x 41¼"</b> 250 x 105	5.059	5.785	5.209
<b>108¼" x 41¼"</b> 275 x 105	5.437	6.262	5.983
<b>ø 47¼"</b> ø 120	3.186	3.602	3.453

w - width / d - depth / h - height

All prices are in USD

### NOTE

- WE RECOMMEND USING LACQUERED WOOD FINISH FOR THE EASIER MAINTENANCE
- RECOMMENDED COLOUR COMBINATIONS FOR RHOMB TABLES ARE PROVIDED IN THE TABLE BELOW:

TABLE TOP	FENIX WHITE	FENIX LIGHT GREY	FENIX BEIGE	FENIX DARK GREY	FENIX BLACK
LEGS	GREY WHITE	GREY WHITE OR BLACK	GREY WHITE OR BLACK	DARK GREY	BLACK

# Rhomb

## conference tables



DESIGN: SMPDO, 2021

The **Rhomb conference table** is part of the collection of the same name with characteristic rhomboid-shaped legs positioned diagonally to the corners of the table. Thanks to its dimensions, it is suitable for holding meetings for a larger number of people (10-14) or for working with a larger number of people at the same table. The openings on the surface of the table provide additional functionality for the installation of power modules and routing cables. The table top has rounded corners and sharply cut edges, which results in a sophisticated appearance, especially when the table is made in lacquered finish with a Fenix top.

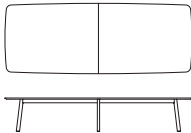
TABLE TOP	MDF + FENIX NTM
LEGS	solid wood + oil, lacquer or BLACK varnish matte

### MANDATORY TO SPECIFY

- dimensions of the table
- wood finishing *i.e.* BLACK
- table top *i.e.* FENIX o72o black
- specify *i.e.* cable holes, power modules

### TABLES

h 29¾" (75 cm)



### FENIX

<b>163¾" × 61"</b> 415 × 155	9.364
<b>196¾" × 61"</b> 500 × 155	13.311

### ADDITIONAL OPTIONS



#### CABLE HOLE SET (2 PCS)


6" × 2" cm  
(15 × 5 cm)





#### POWER MODULE SET (2 PCS)

- Bachman module 11¾" × 4"  
(30 × 10 cm) with cover TOP FRAME  
4-way, black anodised  
(2 per conference table)
- 2 × EU power socket
  - USB A&c Charger 22 w
  - HDMI 2.0 keystone module
  - RJ45 CAT6A coupling socket
  - Plastic cable guide 130 cm, vertical black

274



2.003



w - width / d - depth / h - height

All prices are in USD

### NOTE

- FENIX TABLE HAS COLOR VARNISH MATTEED LEGS, TABLE TOP EDGE IS ALWAYS LACQUERED IN THE SAME COLOUR AS THE LEGS

# Rostrum

## modular sofa

### MODULES



DESIGN: BENJAMIN HUBERT | LAYER, 2022

**Rostrum** is an infinitely scalable sofa system with a highly sophisticated design language that takes its name from a raised performance platform – a nod to the slender legs that raise the modular seating elements and accessories above the floor. This elevated structure gracefully cradles the soft cushioning and reduces the visual weight of the sofa system. It also allows for the use of a minimal, lightweight, frame system that acts as a signature element across a range of CMF expressions, with the ability to mix and match materials, colours, and finishes. The intuitive functionality of the accessories – such as the simple swivel of the height adjustable table – complements the architectural forms. These linear forms are further emphasized by the ribbed detail of the dividing screens, which echoes the slender legs; while power is integrated seamlessly into the frame structure.

STRUCTURE	metal frame, solid wood, plywood	BASE	steel construction + powder coating / ALU legs + powder coating
SUSPENSION	elastic webbing	UPHOLSTERY	fabric (removable)
SEAT & BACKREST	HR foam, polyester wadding	SIDE TABLE	solid wood + oil, lacquer or oak color varnish matte / solid wood brushed oak / FENIX

#### INSTRUCTIONS FOR USING THE PRICE LIST:

Rostrum is a modular system offering numerous possibilities of combining components. To provide an easy-to-use Price List, we have defined the most frequent basic and characteristic compositions by the description and price that can be used for a quicker calculation of the price.

In case you need a price of the composition which compared to the one shown differs only in one element, deduct its unit price from the composition and add the price of the element that you need.

When combining the components, use the typology for a better insight in the required dimensions of the structure and elements.

#### MANDATORY TO SPECIFY

- number of the composition or type of modules/legs/bases specification and dimensions
- metal finishing *i.e.* BLACK
- side table *i.e.* OAK nature
- upholstery *i.e.* 113 STEELCUT TRIO 3 500
- sketch of the configuration
- if ordering power socket please specify position (E1 or E2)

M – 1SEATER, DEEP SEAT AND TABLE TOP  
A – ARMREST

#### 1SEATER (M)

w 27¾" × d 30" × h 18"  
w 70 × d 76 × h 46 cm



#### DEEP SEAT (M)

w 27¾" × d 30" × h 7"  
w 70 × d 76 × h 18 cm



SITTING HEIGHT 16¾" (42 cm), SITTING DEPTH 23¾" (60 cm), 30" (76 cm) FOR POUF

COF	COL	100	200	300	400	500	600	700	60	80
1.419	-	-	1.475	1.549	1.630	1.711	1.794	1.874	-	-

COF	COL	100	200	300	400	500	600	700	60	80
843	-	-	879	926	977	1.028	1.079	1.130	-	-

w - width / d - depth / h - height

All prices are in USD

# Rostrum

## modular sofa

### MODULES

#### CORNER (L/R)

w 30" × d 30" × h 18"  
w 76 × d 76 × h 46 cm



COF	COL	100	200	300	400	500	600	700	60	80
2.048	-	-	2.127	2.233	2.349	2.466	2.580	2.698	-	-

#### ARMREST (A)

w 6¼" × d 30" × h 13¼"  
w 16 × d 76 × h 34 cm



COF	COL	100	200	300	400	500	600	700	60	80
619	-	-	642	675	710	744	779	813	-	-

#### TABLE TOP (M)

w 27¼" × d 30" × h 1"  
w 70 × d 76 × h 25 cm



OAK	FENIX
563	477











w - width / d - depth / h - height

All prices are in USD

# Rostrum

## modular sofa

### BASES

<p><b>BASE 01</b> M w 27<math>\frac{3}{4}</math>" x d 30" w 70 x d 76 cm</p> <p>578</p> 	<p><b>BASE 02 (L/R)</b> M + A w 33<math>\frac{3}{4}</math>" x d 30" w 86 x d 76 cm</p> <p>582</p> 	<p><b>BASE 03</b> M + 2A w 41<math>\frac{3}{4}</math>" x d 30" w 106 x d 76 cm</p> <p>584</p> 	<p><b>BASE 04</b> 2M w 55" x d 30" w 140 x d 76 cm</p> <p>964</p> 
<p><b>BASE 05 (L/R)</b> 2M + A w 62<math>\frac{3}{4}</math>" x d 30" w 158 x d 76 cm</p> <p>967</p> 	<p><b>BASE 06</b> 2M + 2A w 69<math>\frac{3}{4}</math>" x d 30" w 176 x d 76 cm</p> <p>970</p> 	<p><b>BASE 07</b> 3M w 82<math>\frac{3}{4}</math>" x d 30" w 210 x d 76 cm</p> <p>1,348</p> 	<p><b>BASE 08 (L/R)</b> 3M + A w 89<math>\frac{3}{4}</math>" x d 30" w 228 x d 76 cm</p> <p>1,350</p> 
<p><b>BASE 09</b> 3M + 2A w 95<math>\frac{3}{4}</math>" x d 30" w 242 x d 76 cm</p> <p>1,355</p> 	<p><b>BASE 10</b> CORNER w 30" x d 30" w 76 x d 76 cm</p> <p>851</p> 		

w - width / d - depth

All prices are in USD



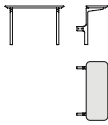
#### NOTE

- LEGS ARE NOT INCLUDED IN BASES
- DIMENSIONS OF THE BASES MATCH THE DIMENSIONS OF THE UPHOLSTERED MODULES FOR THOSE BASES

# Rostrum

## modular sofa

### LEGS

<p><b>L1</b> END LEG (SET OF 2 LEGS) FOR SEAT WITH ARMREST w 5<math>\frac{3}{4}</math>" x d 1<math>\frac{1}{4}</math>" x h 18<math>\frac{3}{4}</math>" w 14 x d 3 x h 47 cm</p> 	<p>434</p>				
<p><b>L2</b> END LEG (SET OF 2 LEGS) FOR SEAT WITHOUT ARMREST w 5<math>\frac{3}{4}</math>" x d 1<math>\frac{1}{4}</math>" x h 9<math>\frac{3}{4}</math>" w 14 x d 3 x h 24 cm</p> 	<p>383</p>				
<p><b>L3</b> CORNER CONNECTION SET w 5<math>\frac{3}{4}</math>" x d 5<math>\frac{3}{4}</math>" x h 9<math>\frac{3}{4}</math>" w 13.7 x d 13.7 x h 24 cm</p> 	<p>944</p>				
<p><b>L4</b> LINEAR CONNECTION SET w 11" x d 24<math>\frac{3}{4}</math>" x h 9<math>\frac{3}{4}</math>" w 28.3 x d 63 x h 24 cm</p> 	<p>719</p>				
<p><b>L5</b> SET OF LEGS WITH SHELF w 11" x d 30" x h 19<math>\frac{3}{4}</math>" w 28 x d 76 x h 50 cm</p> 	<table border="1"> <thead> <tr> <th>OAK</th> <th>FENIX</th> </tr> </thead> <tbody> <tr> <td>909</td> <td>1.000</td> </tr> </tbody> </table>	OAK	FENIX	909	1.000
OAK	FENIX				
909	1.000				

w - width / d - depth / h - height

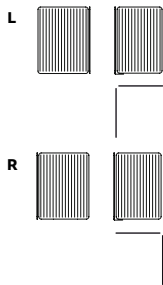
All prices are in USD

# Rostrum

## modular sofa

### DIVIDERS

**D1**  
END DIVIDER  
BACKREST + ARMREST  
w 35¾" × d 31" × h 43¾"  
w 90 × d 79 × h 110 cm



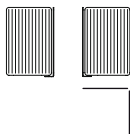
COF	COL	100	200	300	400	500	600	700	60	80
2.297	-	-	2.414	2.564	2.732	2.901	3.067	3.236	-	-

**D2**  
BACKREST DIVIDER  
w 26¾" × d 1¼" × h 43¾"  
w 68 × d 3 × h 110 cm



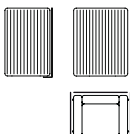
COF	COL	100	200	300	400	500	600	700	60	80
822	-	-	873	939	1.010	1.082	1.155	1.228	-	-

**D3**  
CORNER DIVIDER  
w 31" × d 31" × h 43¾"  
w 79 × d 79 × h 110 cm



COF	COL	100	200	300	400	500	600	700	60	80
2.350	-	-	2.468	2.620	2.789	2.957	3.125	3.293	-	-

**D4**  
DIVIDER FOR 1SEATER  
+ ARMRESTS  
w 41¼" × d 31" × h 43¾"  
w 105 × d 79 × h 110 cm



COF	COL	100	200	300	400	500	600	700	60	80
2.437	-	-	2.548	2.691	2.850	3.008	3.166	3.325	-	-

w - width / d - depth

All prices are in USD



#### NOTE

- WHEN ORDERING DIVIDERS THERE WILL BE AN ADDITIONAL PIECE (CONNECTOR) WHICH NEEDS TO BE SET BETWEEN THE LEGS AND BASE

# Rostrum

## modular sofa

### HEIGHT ADJUSTABLE SMALL TABLE

w 12 $\frac{3}{4}$ " x d 17 $\frac{1}{4}$ " x h 20 $\frac{3}{4}$ "/30"  
w 32 x d 44 x h 52/76 cm

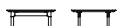


988

LEGS ARE MADE OF STEEL AND INCLUDE HEIGHT ADJUSTABLE MECHANISM. TOP IS IN FENIX

### LOW TABLE

w 27 $\frac{3}{4}$ " x d 30" x h 10 $\frac{3}{4}$ "  
w 70 x d 76 x h 27 cm



OAK

FENIX

1.450

1.365

LOW TABLE IS ONLY AVAILABLE IN SOLID OAK OR FENIX

### POWER SOCKET

w 6 $\frac{1}{4}$ " x d 3 $\frac{3}{4}$ " x h 2 $\frac{1}{4}$ "  
w 16 x d 9 x h 6 cm



680

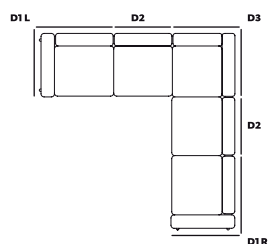
w - width / d - depth / h - height

All prices are in USD

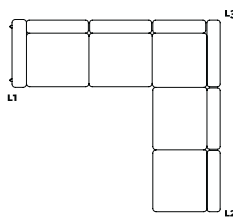
### NOTE

- INSTEAD OF A SEAT + BACKREST MODULE, YOU CAN ORDER A 27 $\frac{3}{4}$ " x 30" (70 x 76 cm) TABLE TOP OR DEEP SEAT AND VICE VERSA (**M**)
- SHELF ON HIGH LEGS IS A POSSIBLE ADDITION ONLY IF COMPOSITION ENDS WITH AN ARMREST (**A**)
- AN ARMREST CANNOT BE IN THE MIDDLE OF THE COMPOSITION
- EACH COMPOSITION CAN HAVE ADDITIONAL POWER SOCKETS AT PRECISELY DEFINED POSITIONS
- THE POSITION OF THE SOCKET MODULE IS ALWAYS BETWEEN TWO SEATS (OR POUFS), IN LARGER COMPOSITIONS AT PRECISELY DEFINED POSITIONS. THERE CAN BE NO SOCKET MODULE ON A POUF AND ALL SINGLE-SEAT SOFAS
- BACKREST CAN HAVE A FRONT OR REAR POSITION (FOR 2 DIRECTION SEATING)
- D2 CAN ONLY BE ORDERED IN COMBINATION WITH D1 OR D3. IT CANNOT STAND ALONE.
- POWER SOCKETS CAN BE ORDERED IN BLACK OR LIGHT GREY. THEREFORE CONSTRUCTIONS FOR COMPOSITIONS WITH POWER SOCKETS ARE ALSO AVAILABLE IN BLACK OR LIGHT GREY
- WHEN ORDERED INSIDE A COMPOSITION, MODULES 1SEATER AND POUF WILL BE MARKED AS EITHER LEFT OR RIGHT, DEPENDING ON THE COMPOSITION
- A DIVIDER CAN BE CONFIGURED IN THE FOLLOWING COMBINATIONS:

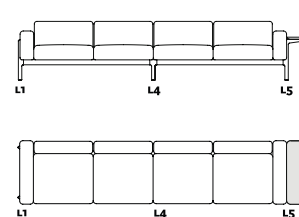
#### - POSITIONS OF DIVIDERS



#### - POSITIONS OF LEGS (CORNER CONNECTION)



#### - POSITIONS OF LEGS (LINEAR CONNECTION)



# Rostrum

## modular sofa

### COMPOSITIONS

#### 1SEATER WITH BASE

w 27¾" × d 30" × h 27¾"  
w 70 × d 76 × h 70 cm



CONSISTS OF: BASE **O1**, MODULE **1SEATER**, LEGS **2 × L2**

COF	COL	100	200	300	400	500	600	700	60	80
2.764	-	-	2.819	2.893	2.974	3.055	3.138	3.219	-	-

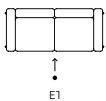
**1.** w 41¾" × d 30" × h 27¾"  
w 106 × d 76 × h 70 cm



CONSISTS OF: BASE **O3**, MODULES **1SEATER + 2 × ARMREST**, LEGS **2 × L1**

COF	COL	100	200	300	400	500	600	700	60	80
4.110	-	-	4.211	4.351	4.502	4.651	4.804	4.953	-	-

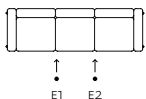
**4.** w 69¾" × d 30" × h 27¾"  
w 176 × d 76 × h 70 cm



CONSISTS OF: BASE **O6**, MODULES **2 × 1SEATER + 2 × ARMREST**, LEGS **2 × L1**

COF	COL	100	200	300	400	500	600	700	60	80
5.916	-	-	6.072	6.286	6.518	6.748	6.984	7.214	-	-

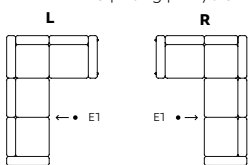
**7.** w 95¾" × d 30" × h 27¾"  
w 242 × d 76 × h 70 cm



CONSISTS OF: BASE **O9**, MODULES **3 × 1SEATER + 2 × ARMREST**, LEGS **2 × L1**

COF	COL	100	200	300	400	500	600	700	60	80
7.721	-	-	7.932	8.220	8.533	8.844	9.163	9.474	-	-

**12.** w 64¾" × d 92¾" × h 27¾"  
w 164 × d 234 × h 70 cm



CONSISTS OF: BASES **O2 + 10 + O5**, MODULES **3 × 1SEATER + CORNER + 2 × ARMREST**, LEGS **L3 + 2 × L1**

COF	COL	100	200	300	400	500	600	700	60	80
11.758	-	-	12.048	12.442	12.871	13.299	13.732	14.161	-	-

w - width / d - depth / h - height

All prices are in USD

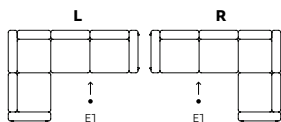
↑ ↑ - POSSIBLE POWER SOCKET POSITION  
E1 E2

# Rostrum

## modular sofa

### COMPOSITIONS

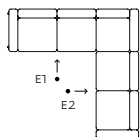
**15.** w 92¼" × d 64¼" × h 27¼"  
w 234 × d 164 × h 70 cm



CONSISTS OF: BASES **O5 + 10 + O2**, MODULES **3 × 1SEATER + CORNER + 2 × ARMREST**, LEGS **L3 + 2 × L1**

COF	COL	100	200	300	400	500	600	700	60	80
11.758	-	-	12.048	12.442	12.871	13.299	13.732	14.161	-	-

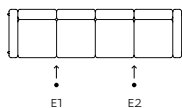
**18.** w 92¼" × d 92¼" × h 27¼"  
w 234 × d 234 × h 70 cm



CONSISTS OF: BASES **2 × O5 + 10**, MODULES **4 × 1SEATER + CORNER + 2 × ARMREST**, LEGS **L3 + 2 × L1**

COF	COL	100	200	300	400	500	600	700	60	80
13.563	-	-	13.908	14.376	14.886	15.395	15.911	16.421	-	-

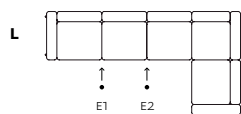
**19.** w 124¾" × d 30" × h 27¼"  
w 316 × d 76 × h 70 cm



CONSISTS OF: BASES **2 × O5**, MODULES **4 × 1SEATER + 2 × ARMREST**, LEGS **L4 + 2 × L1**

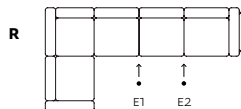
COF	COL	100	200	300	400	500	600	700	60	80
10.439	-	-	10.705	11.067	11.461	11.853	12.255	12.647	-	-

**20.** w 119¾" × d 64¼" × h 27¼"  
w 304 × d 164 × h 70 cm



CONSISTS OF: BASES **O8 + 10 + O2**, MODULES **4 × 1SEATER + 2 × ARMREST + CORNER**, LEGS **2 × L1 + L3**

COF	COL	100	200	300	400	500	600	700	60	80
12.427	-	-	12.693	13.055	13.449	13.841	14.243	14.635	-	-



w - width / d - depth / h - height

All prices are in USD

↑ ↑  
E1 E2 - POSSIBLE POWER SOCKET POSITION

# Sabot

## modular sofa

### MODULES



DESIGN: BENJAMIN HUBERT | LAYER, 2022

**Sabot** is a playful arrangement of abstract volumes supported by characterful wooden legs that celebrate Prostoria's woodworking ability. The modular sofa system takes its name from a type of simple clog – a nod to those wooden feet. The soft and approachable design language is inspired by residential interiors, and brings a strong playful identity to commercial spaces.

STRUCTURE	moulded foam, solid wood, plywood	LOW TABLE	solid oak wood + oil or lacquer
SUSPENSION	elastic webbing	PLANTER	PP (POLYPROPYLENE) available in LIGHT GREY ≈ RAL 7047 DARK GREY ≈ RAL 7015
SEAT & BACKREST	injected moulded foam	PLANTER TOP	solid wood / MDF FENIX
BASE	powder coated BLACK construction covered with oak solid wood	UPHOLSTERY	fabric (removable)

#### INSTRUCTIONS FOR USING THE PRICE LIST:

Sabot is a modular system offering numerous possibilities of combining components. To provide an easy-to-use Price List, we have defined the most frequent basic and characteristic compositions by the description and price that can be used for a quicker calculation of the price. In case you need a price of the composition which compared to the one shown differs only in one element, deduct its unit price from the composition and add the price of the element that you need. When combining the components, use the typology for a better insight in the required dimensions of the structure and elements.

#### MANDATORY TO SPECIFY

- number of the composition or type of modules/legs/bases specification and dimensions
- wood finishing *i.e. Light or Nature*
- upholstery *i.e. 003 MOSS 500*
- sketch of the configuration
- if ordering a power socket please specify position (E1 or E2)

**M** – 1SEATER AND DEEP SEAT

**A** – PLANTER OR ARMREST

#### 1SEATER (M)

SEAT + BACKREST

w 31¾" × d 38¾" × h 24"

w 80 × d 97 × h 61 cm



#### DEEP SEAT (M)

POUF

w 31¾" × d 38¾" × h 11"

w 80 × d 97 × h 28 cm



SITTING HEIGHT 16¾" (42 cm), SITTING DEPTH 27¾" (70 cm), 38¾" (97 cm) FOR POUF

COF	COL	100	200	300	400	500	600	700	60	80
1.772	-	-	1.861	1.972	2.100	2.226	2.353	2.477	-	-

COF	COL	100	200	300	400	500	600	700	60	80
1.127	-	-	1.216	1.328	1.455	1.581	1.706	1.833	-	-

w - width / d - depth / h - height

All prices are in USD

# Sabot

## modular sofa

## MODULES

**CORNER (L/R)**

SEAT + BACKREST + ARMREST  
w 38¼" × d 38¼" × h 24"  
w 97 × d 97 × h 61 cm

L



R



COF	COL	100	200	300	400	500	600	700	60	80
2.543	-	-	2.680	2.853	3.049	3.244	3.437	3.632	-	-

**ARMREST (A)  
(L/R)**

w 10¾" × d 38¼" × h 19¾"  
w 27 × d 97 × h 50 cm



COF	COL	100	200	300	400	500	600	700	60	80
889	-	-	927	978	1.033	1.089	1.145	1.200	-	-

**PLANTER (A)**

w 10¾" × d 38¼" × h 12¾"  
w 27 × d 97 × h 32 cm



965

**PLANTER TOP**

w 10¾" × d 38¼" × h 1" (wood)  
w 27 × d 97 × h 2.5 cm  
w 10¾" × d 38¼" × h ¾" (Fenix)  
w 27 × d 97 × h 2 cm



OAK

FENIX

404

276

w - width / d - depth / h - height

All prices are in USD

# Sabot

## modular sofa

### BASES

**BASE 01**  
M  
w 31 $\frac{3}{4}$ " x d 38 $\frac{3}{4}$ "  
w 80 x d 97 cm

771



**BASE 02**  
M + A  
w 42 $\frac{1}{4}$ " x d 38 $\frac{3}{4}$ "  
w 107 x d 97 cm

878



**BASE 03**  
M + 2A  
w 52 $\frac{3}{4}$ " x d 38 $\frac{3}{4}$ "  
w 134 x d 97 cm

1.011



**BASE 04**  
2M  
w 63" x d 38 $\frac{3}{4}$ "  
w 160 x d 97 cm

1.106



**BASE 05**  
2M + A  
w 73 $\frac{3}{4}$ " x d 38 $\frac{3}{4}$ "  
w 187 x d 97 cm

1.384



**BASE 06**  
2M + 2A  
w 84 $\frac{1}{4}$ " x d 38 $\frac{3}{4}$ "  
w 214 x d 97 cm

1.422



**BASE 07**  
CORNER  
w 38 $\frac{3}{4}$ " x d 38 $\frac{3}{4}$ "  
w 97 x d 97 cm

888



w - width / d - depth

All prices are in USD





#### NOTE

- LEGS ARE NOT INCLUDED IN BASES
- DIMENSIONS OF THE BASES MATCH THE DIMENSIONS OF THE UPHOLSTERED MODULES FOR THOSE BASES
- WHEN ASSEMBLING 3SEATER WITH CORNER BASE, USE COMBINATION OF BASES AS IN COMPOSITION 20

# Sabot

## modular sofa

LEGS






<p><b>L1</b> LEG w 6" x d 1¾" x h 11¾" w 15 x d 4,5 x h 29,5 cm</p> 	300
<p><b>L2</b> LEG WITH SIDE TABLE w 13¾" x d 19¾" x h 26¾" w 35 x d 49 x h 68 cm</p> 	853
<p><b>L3</b> LINEAR CONNECTION SET</p> 	444
<p><b>L4</b> CORNER CONNECTION SET</p> 	1.013

w - width / d - depth / h - height

All prices are in USD

# Sabot

## modular sofa

<p><b>LOW TABLE 39</b>  w 37<math>\frac{3}{4}</math>" x d 15<math>\frac{1}{4}</math>" x h 11<math>\frac{3}{4}</math>"  w 96 x d 39 x h 30 cm</p> 	1.092
<p><b>LOW TABLE 39 + CHARGER</b>  w 37<math>\frac{3}{4}</math>" x d 15<math>\frac{1}{4}</math>" x h 11<math>\frac{3}{4}</math>"  w 96 x d 39 x h 30 cm</p> 	1.497
<p><b>LOW TABLE 79</b>  w 37<math>\frac{3}{4}</math>" x d 31" x h 11<math>\frac{3}{4}</math>"  w 96 x d 79 x h 30 cm</p> 	1.700
<p><b>LOW TABLE 79 + CHARGER</b>  w 37<math>\frac{3}{4}</math>" x d 31" x h 11<math>\frac{3}{4}</math>"  w 96 x d 79 x h 30 cm</p> 	2.120
<p><b>POWER SOCKET</b>  w 4<math>\frac{3}{4}</math>" x d 2<math>\frac{3}{4}</math>" x h 2<math>\frac{1}{4}</math>"  w 11,5 x d 7 x h 5,5 cm</p> 	1.051

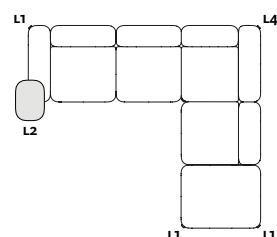
w - width / d - depth / h - height

All prices are in USD

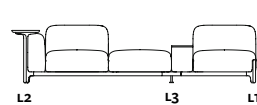
**NOTE**

- INSTEAD OF A SEAT + BACKREST MODULE, YOU CAN ORDER A POUF AND VICE VERSA **(M)**
- INSTEAD OF AN ARMREST, YOU CAN ORDER A PLANTER AND VICE VERSA **(A)**
- SMALL ARMREST TABLE CAN ONLY BE ORDERED WHEN THE COMPOSITION ENDS WITH ARMREST
- FOR EACH COMPOSITION YOU CAN ADDITIONALLY ORDER POWER SOCKETS AT DEFINED POSITIONS
- THE POSITION OF THE SOCKET MODULE IS ALWAYS BETWEEN TWO SEATS (OR POUFS), IN LARGER COMPOSITIONS AT DEFINED POSITIONS. THERE CAN BE NO POWER SOCKET ON A POUF
- BACKREST CAN HAVE A FRONT OR REAR POSITION (FOR 2 DIRECTION SEATING)
- WHEN ORDERED INSIDE A COMPOSITION, MODULES 1SEATER AND POUF WILL BE MARKED AS EITHER LEFT OR RIGHT, DEPENDING ON THE COMPOSITION

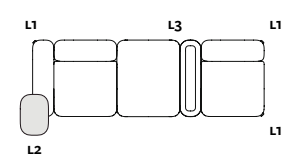
- POSITIONS OF LEGS (COMPOSITION 30)



- POSITIONS OF LEGS (COMPOSITION 12)



- POSITIONS OF LEGS (COMPOSITION 12)



# Sabot

## modular sofa

## COMPOSITIONS

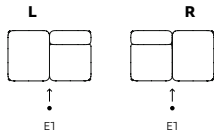
- 1.** w 31 $\frac{3}{4}$ " x d 38 $\frac{1}{4}$ " x h 16 $\frac{3}{4}$ "  
w 80 x d 97 x h 42 cm



CONSISTS OF: BASE **O1**, MODULE **DEEP SEAT**, LEGS **4 x L1**

COF	COL	100	200	300	400	500	600	700	60	80
3.098	-	-	3.187	3.299	3.426	3.552	3.677	3.804	-	-

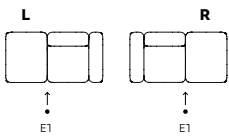
- 2.** w 63" x d 38 $\frac{1}{4}$ " x h 29 $\frac{3}{4}$ "  
w 160 x d 97 x h 75 cm



CONSISTS OF: BASE **O4**, MODULES **1SEATER + DEEP SEAT**, LEGS **4 x L1**

COF	COL	100	200	300	400	500	600	700	60	80
5.205	-	-	5.383	5.606	5.861	6.113	6.365	6.616	-	-

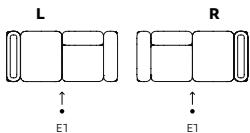
- 4.** w 73 $\frac{3}{4}$ " x d 38 $\frac{1}{4}$ " x h 29 $\frac{3}{4}$ "  
w 187 x d 97 x h 75 cm



CONSISTS OF: BASE **O5**, MODULES **1SEATER + DEEP SEAT + ARMREST**, LEGS **4 x L1**

COF	COL	100	200	300	400	500	600	700	60	80
6.372	-	-	6.588	6.862	7.172	7.480	7.788	8.094	-	-

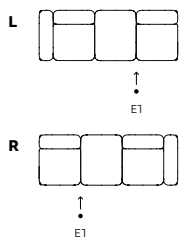
- 6.** w 84 $\frac{1}{4}$ " x d 38 $\frac{1}{4}$ " x h 29 $\frac{3}{4}$ "  
w 214 x d 97 x h 75 cm



CONSISTS OF: BASE **O6**, MODULES **1SEATER + DEEP SEAT + ARMREST + PLANTER**, LEGS **4 x L1**

COF	COL	100	200	300	400	500	600	700	60	80
7.375	-	-	7.591	7.865	8.175	8.483	8.791	9.097	-	-

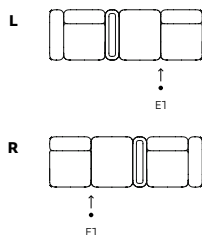
- 9.** w 105" x d 38 $\frac{1}{4}$ " x h 29 $\frac{3}{4}$ "  
w 267 x d 97 x h 75 cm



CONSISTS OF: BASES **O4 + O2**, MODULES **2 x 1SEATER + DEEP SEAT + ARMREST**, LEGS **L3 + 4 x L1**

COF	COL	100	200	300	400	500	600	700	60	80
9.188	-	-	9.493	9.878	10.316	10.750	11.185	11.615	-	-

- 11.** w 115 $\frac{3}{4}$ " x d 38 $\frac{1}{4}$ " x h 29 $\frac{3}{4}$ "  
w 294 x d 97 x h 75 cm



CONSISTS OF: BASES **O4 + O3**, MODULES **2 x 1SEATER + DEEP SEAT + ARMREST + PLANTER**, LEGS **L3 + 4 x L1**

COF	COL	100	200	300	400	500	600	700	60	80
10.286	-	-	10.591	10.976	11.414	11.848	12.283	12.713	-	-

w - width / d - depth / h - height

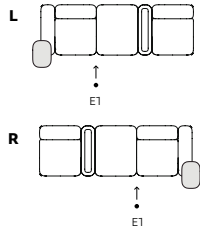
All prices are in USD

# Sabot

## modular sofa

### COMPOSITIONS

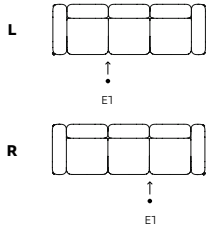
12. W 121<sup>3</sup>/<sub>4</sub>" × d 47<sup>1</sup>/<sub>4</sub>" × h 29<sup>3</sup>/<sub>4</sub>"  
w 309 × d 120 × h 75 cm



CONSISTS OF: BASES **O5** + **O2**, MODULES **2 × 1SEATER** + **DEEP SEAT** + **ARMREST** + **PLANTER**, LEGS **L3** + **3 × L1** + **L2**

COF	COL	100	200	300	400	500	600	700	60	80
10.984	-	-	11.289	11.674	12.112	12.546	12.981	13.411	-	-

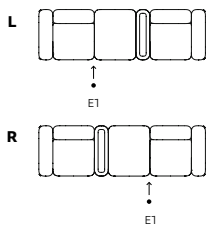
13. W 115<sup>3</sup>/<sub>4</sub>" × d 38<sup>1</sup>/<sub>4</sub>" × h 29<sup>3</sup>/<sub>4</sub>"  
w 294 × d 97 × h 75 cm



CONSISTS OF: BASES **O5** + **O2**, MODULES **3 × 1SEATER** + **2 × ARMREST**, LEGS **L3** + **4 × L1**

COF	COL	100	200	300	400	500	600	700	60	80
11.000	-	-	11.343	11.778	12.272	12.762	13.255	13.737	-	-

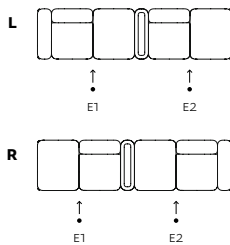
14. W 126<sup>3</sup>/<sub>4</sub>" × d 38<sup>1</sup>/<sub>4</sub>" × h 29<sup>3</sup>/<sub>4</sub>"  
w 321 × d 97 × h 75 cm



CONSISTS OF: BASES **O5** + **O3**, MODULES **2 × 1SEATER** + **DEEP SEAT** + **2 × ARMREST** + **PLANTER**, LEGS **L3** + **4 × L1**

COF	COL	100	200	300	400	500	600	700	60	80
11.453	-	-	11.796	12.232	12.725	13.215	13.706	14.191	-	-

19. W 136<sup>3</sup>/<sub>4</sub>" × d 38<sup>1</sup>/<sub>4</sub>" × h 29<sup>3</sup>/<sub>4</sub>"  
w 374 × d 97 × h 75 cm



CONSISTS OF: BASES **2 × O5**, MODULES **2 × 1SEATER** + **2 × DEEP SEAT** + **ARMREST** + **PLANTER**, LEGS **L3** + **4 × L1**

COF	COL	100	200	300	400	500	600	700	60	80
12.064	-	-	12.458	12.955	13.520	14.080	14.640	15.197	-	-

w - width / d - depth / h - height

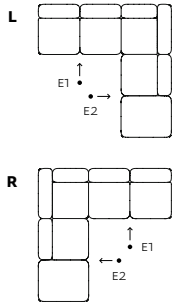
All prices are in USD

# Sabot

## modular sofa

COMPOSITIONS

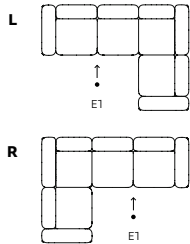
**26.** w 101¼" × d 101¼" × h 29¾"  
w 257 × d 257 × h 75 cm



CONSISTS OF: BASES **2 × O4 + O7**, MODULES **3 × 1SEATER + CORNER + DEEP SEAT**, LEGS **L4 + 4 × L1**

COF	COL	100	200	300	400	500	600	700	60	80
14.299	-	-	14.792	15.410	16.117	16.816	17.515	18.209	-	-

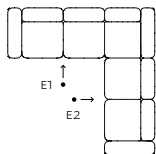
**28.** w 111¾" × d 80¼" × h 29¾"  
w 284 × d 204 × h 75 cm



CONSISTS OF: BASES **O5 + O7 + O2**, MODULES **3 × 1SEATER + CORNER + 2 × ARMREST**, LEGS **L4 + 4 × L1**

COF	COL	100	200	300	400	500	600	700	60	80
15.000	-	-	15.480	16.088	16.778	17.463	18.149	18.826	-	-

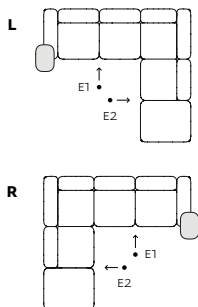
**29.** w 111¾" × d 111¾" × h 29¾"  
w 284 × d 284 × h 75 cm



CONSISTS OF: BASES **2 × O5 + O7**, MODULES **4 × 1SEATER + CORNER + 2 × ARMREST**, LEGS **L4 + 4 × L1**

COF	COL	100	200	300	400	500	600	700	60	80
17.278	-	-	17.847	18.566	19.384	20.195	21.008	21.809	-	-

**30.** w 111¾" × d 101¼" × h 29¾"  
w 284 × d 257 × h 75 cm



CONSISTS OF: BASES **O5 + O7 + O4**, MODULES **3 × 1SEATER + CORNER + ARMREST + DEEP SEAT**, LEGS **L4 + 3 × L1 + L2**

COF	COL	100	200	300	400	500	600	700	60	80
16.019	-	-	16.550	17.219	17.981	18.736	19.491	20.240	-	-

w - width / d - depth / h - height

All prices are in USD

↑ ↑ - POSSIBLE POWER SOCKET POSITION  
E1 E2

# Seam

## modular sofa



DESIGN: BÖTTCHER & KAYSER, 2014

**Seam** is characterized by a unifying line which goes all over and draws the sofa's shape. The visible seams, analogous to leaf veins, define its organic structure. The straight external outlines come in contradiction with the softness of the padded seat, armrests and backrest. The thin feet, made of square section bended bar follow on from the seams, and bring lightness. Seam is a unique system when it comes to its inclination cuts on all sides. It makes it more welcoming just like its shape.

STRUCTURE plywood, metal frame

SUSPENSION elastic webbing

SEAT & BACKREST HR foam, polyester wadding

BASE metal + powder coating

UPHOLSTERY fabric / leather

### MANDATORY TO SPECIFY

- modules specification and dimensions
- metal finishing *i.e.* BLACK
- upholstery *i.e.* 166 HALLINGDAL 65 500
- sketch of the configuration



#### 2SEATER SOFA

w 76¾" × d 35¾" × h 29¾"  
w 194 × d 90 × h 75 cm



#### 3SEATER SOFA

w 100" × d 35¾" × h 29¾"  
w 254 × d 90 × h 75 cm



SITTING HEIGHT 15¾" (40 cm), SITTING DEPTH (62 cm)

COF	COL	100	200	300	400	500	600	700	60	80
4.879	5.206	-	5.206	5.625	6.090	6.555	7.021	7.486	9.844	11.872

COF	COL	100	200	300	400	500	600	700	60	80
5.518	5.907	-	5.907	6.407	6.961	7.517	8.075	8.630	11.405	13.839

w - width / d - depth / h - height


All prices are in USD

# Seam

## modular sofa

### CORNER EXTENDED (L/R)


w 76<sup>3</sup>/<sub>4</sub>" x d 35<sup>3</sup>/<sub>4</sub>" x h 29<sup>3</sup>/<sub>4</sub>"  
w 246 x d 90 x h 75 cm



	COF	COL	100	200	300	400	500	600	700	60	80
	5.521	5.902	-	5.902	6.397	6.947	7.493	8.040	8.590	11.758	14.296

### END UNIT (L/R)

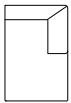
w 62<sup>1</sup>/<sub>4</sub>"/85<sup>3</sup>/<sub>4</sub>" x d 35<sup>3</sup>/<sub>4</sub>" x h 29<sup>3</sup>/<sub>4</sub>"  
w 158/218 x d 90 x h 75 cm



	COF	COL	100	200	300	400	500	600	700	60	80
158	4.645	4.899	-	4.899	5.224	5.584	5.943	6.305	6.664	8.738	10.375
218	4.912	5.227	-	5.227	5.633	6.085	6.534	6.986	7.435	9.902	11.931

### CHAISE LONGUE (L/R)

w 47<sup>1</sup>/<sub>4</sub>" x d 63"/70<sup>3</sup>/<sub>4</sub>" x h 29<sup>3</sup>/<sub>4</sub>"  
w 120 x d 160/180 x h 75 cm



	COF	COL	100	200	300	400	500	600	700	60	80
160	4.518	4.803	-	4.803	5.168	5.574	5.980	6.386	6.790	9.017	10.834
180	4.693	4.988	-	4.988	5.366	5.788	6.207	6.626	7.049	9.275	11.121

### POUF

w 35<sup>3</sup>/<sub>4</sub>" x d 35<sup>3</sup>/<sub>4</sub>" x h 29<sup>3</sup>/<sub>4</sub>"  
w 90 x d 90 x h 40 cm



	COF	COL	100	200	300	400	500	600	700	60	80
	2.023	2.122	-	2.122	2.251	2.394	2.536	2.680	2.822	3.473	4.072

w - width / d - depth / h - height

All prices are in USD

# Segment

## modular sofa

### MODULES



DESIGN: NUMEN/FOR USE, 2013

**Segment** is a modular system available as a multi-base set of elements that can be combined to create a variety of functional yet unconventional compositions. Segment's identity stems from the form of its main element with a characteristic basic double-sided slopes at the ends at an angle of 45 degrees that results in excellent ergonomics.

STRUCTURE	metal frame	BASE	steel construction + powder coating
SUSPENSION	elastic belts	TABLE TOPS	solid wood + oil, lacquer or oak color varnish matte / solid wood brushed oak / FENIX
SEAT & BACKREST	injected moulded foam	UPHOLSTERY	fabric / leather

#### INSTRUCTIONS FOR USING PRICE LIST:

Segment is a modular system which offers numerous combinations of components. For easier use of the Price List, we have defined the most frequent basic and characteristic compositions that can be used for a quicker calculation of the price. Legs and connectors are included in prices. For unlisted compositions, please send us an inquiry.

#### MANDATORY TO SPECIFY

- name of the composition or specification of modules
- metal finishing *i.e.* BLACK
- upholstery *i.e.* 166 HALLINGDAL 65 500
- sketch of the configuration

SITTING HEIGHT 16¼" (41 cm), SITTING DEPTH 26¾" (68 cm)

#### DEEP SEAT

w 28" × d 28" × h 6"  
w 71 × d 71 × h 15 cm



COF	COL	100	200	300	400	500	600	700	60	80
871	908	-	908	955	1.007	1.059	1.112	1.163	1.587	1.797

#### 1SEATER MOD

SEAT + BACKREST  
w 28" × d 31" × h 18"  
w 71 × d 79 × h 46 cm



COF	COL	100	200	300	400	500	600	700	60	80
1.450	1.488	-	1.488	1.538	1.594	1.648	1.703	1.759	2.411	2.630

w - width / d - depth / h - height

All prices are in USD

# Segment

## modular sofa

### MODULES

#### 1SEATER HALFMOD (L/R)

SEAT + BACKREST  
w 28" × d 31" × h 18"  
w 71 × d 79 × h 46 cm



COF	COL	100	200	300	400	500	600	700	60	80
1.477	1.536	-	1.536	1.612	1.695	1.779	1.863	1.947	2.696	3.031

#### CORNER

SEAT + BACKREST  
w 31" × d 31" × h 18"  
w 79 × d 79 × h 46 cm



COF	COL	100	200	300	400	500	600	700	60	80
2.041	2.125	-	2.125	2.231	2.350	2.470	2.589	2.708	3.734	4.211

#### 1SEATER BASE

SEAT + BACKREST  
w 28" × d 31" × h 18"  
w 71 × d 79 × h 46 cm



COF	COL	100	200	300	400	500	600	700	60	80
1.398	1.454	-	1.454	1.523	1.602	1.680	1.759	1.836	2.513	2.825

#### ARMREST/BACKREST

w 28" × d 6" × h 15"  
w 71 × d 15 × h 38 cm



COF	COL	100	200	300	400	500	600	700	60	80
554	578	-	578	609	642	675	710	743	1.030	1.163

w - width / d - depth / h - height

All prices are in USD

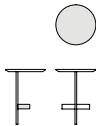
# Segment

## modular sofa

### MODULES

#### SMALL ROUND TABLE

w  $\varnothing$  17 $\frac{3}{4}$ " x h 24 $\frac{3}{4}$ "  
w  $\varnothing$  45 x h 62 cm



OAK	WALNUT	FENIX
1.084	1.122	790

SMALL ROUND TABLE IS ALWAYS POSITIONED BETWEEN TWO MODULES

#### TABLE TOP

w 29 $\frac{3}{4}$ " x d 27 $\frac{1}{4}$ " x h  $\frac{3}{4}$ "  
w 75 x d 69 x h 2,5 cm



OAK	WALNUT	FENIX
1.478	1.782	540



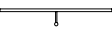


w - width / d - depth / h - height

All prices are in USD

# Segment

## modular sofa

### BASES

<p><b>L1</b> END LEG w 17" × d 25¾" × h 10¼" w 43 × d 65 × h 26 cm</p> 	<p>348</p>
<p><b>L2</b> ANGLE CONNECTING LEG SET w 40¾" × d 44¾" × h 10¼" w 103 × d 113 × h 26 cm</p> 	<p>505</p>
<p><b>L3</b> LINEAR CONNECTING LEG w 32" × d 4¾" × h 10¼" w 81 × d 12 × h 26 cm</p> 	<p>277</p>
<p><b>C1</b> CONNECTOR 2SEATER w 32" × d 1¾" × h 2¾" w 81 × d 4 × h 7 cm</p> 	<p>259</p>
<p><b>C2</b> CONNECTOR 3SEATER w 59¾" × d 1¾" × h 2¾" w 152 × d 4 × h 7 cm</p> 	<p>322</p>

w - width / d - depth / h - height

All prices are in USD

# Segment

## modular sofa

### COMPOSITIONS

#### POUF

w 28" × d 28" × h 16¼"  
w 71 × d 71 × h 41 cm



CONSISTS OF: MODULES **DEEP SEAT**, LEGS 2 × L1

COF	COL	100	200	300	400	500	600	700	60	80
1.567	1.604	-	1.604	1.651	1.703	1.755	1.808	1.859	2.283	2.493

#### ARMCHAIR

w 34¼" × d 31" × h 28¼"  
w 87 × d 79 × h 72 cm



CONSISTS OF: MODULES **1SEATER MOD + 2 × ARMREST**, LEGS 2 × L1

COF	COL	100	200	300	400	500	600	700	60	80
3.254	3.340	-	3.340	3.452	3.574	3.694	3.819	3.941	5.167	5.652

#### 2SEATER

w 61¼" × d 31" × h 28¼"  
w 157 × d 79 × h 72 cm



CONSISTS OF: MODULES **1SEATER HALFMOD L + 1SEATER HALFMOD R + 2 × ARMREST**, LEGS 2 × L1 + 2 × C1

COF	COL	100	200	300	400	500	600	700	60	80
5.276	5.442	-	5.442	5.656	5.888	6.122	6.360	6.594	8.666	9.602

#### 3SEATER

w 89¾" × d 31" × h 28¼"  
w 228 × d 79 × h 72 cm

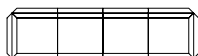


CONSISTS OF: MODULES **1SEATER HALFMOD L + 1SEATER HALFMOD R + 1SEATER BASE + 2 × ARMREST**, LEGS 2 × L1 + 2 × C2

COF	COL	100	200	300	400	500	600	700	60	80
6.800	7.022	-	7.022	7.305	7.616	7.928	8.245	8.556	11.305	12.553

#### 4SEATER

w 117¾" × d 31" × h 28¼"  
w 299 × d 79 × h 72 cm



CONSISTS OF: MODULES **1SEATER HALFMOD L + 1SEATER HALFMOD R + 2 × 1SEATER BASE + 2 × ARMREST**, LEGS 2 × L1 + 2 × L3 + 4 × C1

COF	COL	100	200	300	400	500	600	700	60	80
9.144	9.422	-	9.422	9.774	10.164	10.554	10.950	11.338	14.764	16.324

w - width / d - depth / h - height

All prices are in USD

# Segment

## modular sofa

## COMPOSITIONS

**2SEATER SNAKE**

w 61¾" × d 34¼" × h 28¾"  
w 157 × d 87 × h 72 cm

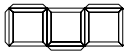


CONSISTS OF: MODULES 2 × 1SEATER MOD + 3 × ARMREST, LEGS 2 × L1 + 2 × C1

COF	COL	100	200	300	400	500	600	700	60	80
5.776	5.924	-	5.924	6.117	6.328	6.535	6.750	6.961	9.126	9.963

**3SEATER SNAKE**

w 89¾" × d 34¼" × h 28¾"  
w 228 × d 87 × h 72 cm

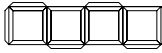


CONSISTS OF: MODULES 3 × 1SEATER MOD + 4 × ARMREST, LEGS 2 × L1 + 2 × C2

COF	COL	100	200	300	400	500	600	700	60	80
7.906	8.116	-	8.116	8.390	8.690	8.984	9.289	9.589	12.693	13.882

**4SEATER SNAKE**

w 89¾" × d 34¼" × h 28¾"  
w 299 × d 87 × h 72 cm

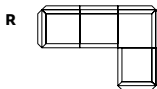
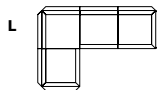


CONSISTS OF: MODULES 4 × 1SEATER MOD + 5 × ARMREST, LEGS 2 × L1 + 2 × L3 + 4 × C1

COF	COL	100	200	300	400	500	600	700	60	80
10.856	11.128	-	11.128	11.483	11.872	12.253	12.648	13.037	17.080	18.621

**COMPOSITION 1 (L/R)**

w 89¾" × d 61¾" × h 28¾"  
w 228 × d 157 × h 72 cm

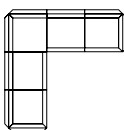


CONSISTS OF: MODULES 1SEATER HALFMOD L + CORNER + 1SEATER BASE + 1SEATER HALFMOD L + 2 × ARMREST, LEGS 2 × L1 + L2 + 2 × C1 + C2

COF	COL	100	200	300	400	500	600	700	60	80
9.801	10.107	-	10.107	10.496	10.926	11.358	11.794	12.224	15.999	17.724

**COMPOSITION 2**

w 89¾" × d 89¾" × h 28¾"  
w 228 × d 228 × h 72 cm



CONSISTS OF: MODULES 1SEATER HALFMOD L + CORNER + 2 × 1SEATER BASE + 1SEATER HALFMOD R + 2 × ARMREST, LEGS 2 × L1 + L2 + 2 × C1 + 2 × C2

COF	COL	100	200	300	400	500	600	700	60	80
11.262	11.624	-	11.624	12.082	12.591	13.101	13.616	14.123	18.575	20.612

w - width / d - depth / h - height

All prices are in USD

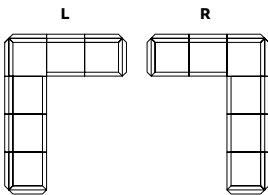
# Segment

## modular sofa

### COMPOSITIONS

#### COMPOSITION 3 (L/R)

w 89¾" × d 117¾" × h 28¾"  
w 228 × d 299 × h 72 cm

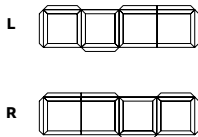


CONSISTS OF: MODULES 1SEATER HALFMOD L + CORNER + 3 × 1SEATER BASE + 1SEATER HALFMOD R + 2 × ARMREST,  
LEGS 2 × L1 + L2 + L3 + 3 × C1 + 2 × C2

COF	COL	100	200	300	400	500	600	700	60	80
13.473	13.891	-	13.891	14.418	15.006	15.594	16.188	16.772	21.901	24.250

#### COMPOSITION 4 (L/R)

w 117¾" × d 34¾" × h 28¾"  
w 299 × d 87 × h 72 cm

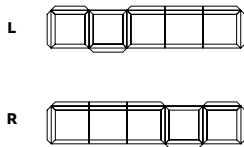


CONSISTS OF: MODULES 2 × 1SEATER MOD + 1SEATER HALFMOD L + 1SEATER HALFMOD R + 4 × ARMREST,  
LEGS 2 × L1 + 2 × L3 + 4 × C1

COF	COL	100	200	300	400	500	600	700	60	80
10.356	10.646	-	10.646	11.022	11.432	11.840	12.258	12.670	16.620	18.260

#### COMPOSITION 5 (L/R)

w 145¾" × d 34¾" × h 28¾"  
w 369 × d 87 × h 72 cm



CONSISTS OF: MODULES 2 × 1SEATER MOD + 1SEATER HALFMOD L + 1SEATER BASE + 1SEATER HALFMOD R + 4 × ARMREST,  
LEGS 2 × L1 + 2 × L3 + 2 × C1 + 2 × C2

COF	COL	100	200	300	400	500	600	700	60	80
11.880	12.226	-	12.226	12.671	13.160	13.646	14.143	14.632	19.259	21.211

w - width / d - depth / h - height

All prices are in USD

# Shtef

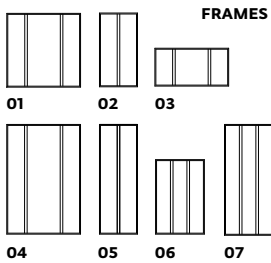
## shelving system



DESIGN: 3LHD & GRUPA, 2018

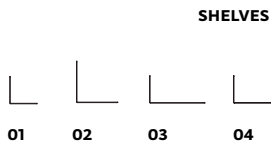
**Shtef's** basic structural module is a square that is applied on the wall as a visually autonomous object. However, to make the system adaptable to various ambiances and intended purposes, several modules with different proportions have been developed as well as free-standing variants. L-cross-section shelves are inserted in the structural module. Shelf is made from aluminum to achieve lightweightness.

FRAME & SHELVES aluminum + powder coating

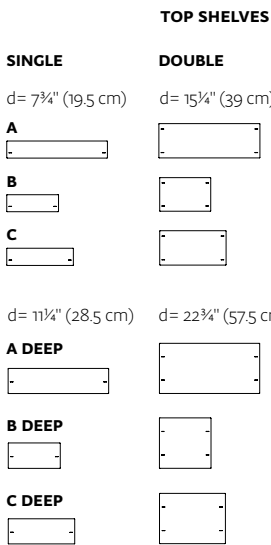


FRAME 01	FRAME 02	FRAME 03	FRAME 04	FRAME 05	FRAME 06	FRAME 07
w 45" h 45" x d 7" w 114.5 x h 114.5 x d 17.5 cm	w 23 3/4" h 45" x d 7" w 59 x h 114.5 x d 17.5 cm	w 45" h 23 3/4" x d 7" w 114.5 x h 60 x d 17.5 cm	w 45" h 67" x d 7" w 114.5 x h 170 x d 17.5 cm	w 23 3/4" h 67" x d 7" w 59 x h 170 x d 17.5 cm	w 29 3/4" h 45" x d 7" w 75 x h 114.5 x d 17.5 cm	w 29 3/4" h 67" x d 7" w 75 x h 170 x d 17.5 cm
1.405	1.141	1.323	1.477	1.288	1.371	1.474

ONLY FRAMES 06 AND 07 ARE SUITABLE FOR USE AS A LIBRARY



	01 d 7" x h 7" d 18 x h 18 cm	02 d 10 3/4" x h 10 3/4" d 27.5 x h 27.5 cm	03 d 14 1/4" x h 7" d 36.5 x h 18 cm	04 d 10 3/4" x h 7" d 27.5 x h 18 cm
<b>SHELF A</b> w= 43 3/4" (110.5) cm FOR FRAMES 01, 03, 04	398	501	501	442
<b>SHELF B</b> w= 21 3/4" (55.5) cm FOR FRAMES 02, 05	267	320	290	281
<b>SHELF C</b> w= 28" (71) cm FOR FRAMES 06, 07	313	336	340	320



	SINGLE for one frame	DOUBLE for two frames "back to back"
<b>TOP SHELF A</b> w= 45" (114.5 cm) FOR FRAMES 01, 03, 04	292	361
<b>TOP SHELF B</b> w= 23 3/4" (59 cm) FOR FRAMES 02, 05	246	285
<b>TOP SHELF C</b> w= 29 3/4" (75 cm) FOR FRAMES 06, 07	274	315
<b>TOP SHELF A DEEP</b> w= 45" (114.5 cm) FOR FRAMES 01, 03, 04	317	409
<b>TOP SHELF B DEEP</b> w= 23 3/4" (59 cm) FOR FRAMES 02, 05	258	301
<b>TOP SHELF C DEEP</b> w= 29 3/4" (75 cm) FOR FRAMES 06, 07	281	336

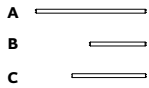
w - width / d - depth / h - height

All prices are in USD

# Shtef

## shelving system

**SHELVES SUPPORT**



**SHELF SUPPORT A** w= 43¾" (111 cm)  
FOR FRAMES 01, 03, 04

120

**SHELF SUPPORT B** w= 21¾" (55 cm)  
FOR FRAMES 02, 05

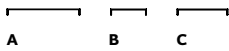
78

**SHELF SUPPORT C** w= 28" (71 cm)  
FOR FRAMES 06, 07

113

**LEGS**

h 4¾" (11,5) cm



**LEGS A** w= 45" (114) cm  
FOR FRAMES 01, 03, 04

205

**LEGS B** w= 23¾" (59 cm)  
FOR FRAMES 02, 05 AND  
FREESTANDING COMPOSITIONS

230

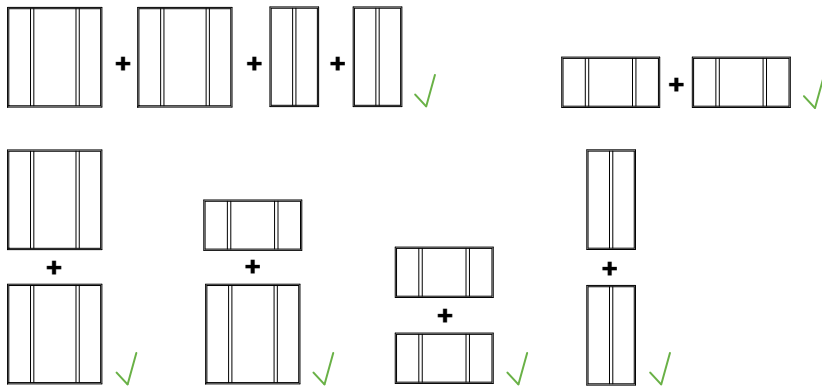
**LEGS C** w= 29¾" (75 cm)  
FOR FRAMES 06, 07

246

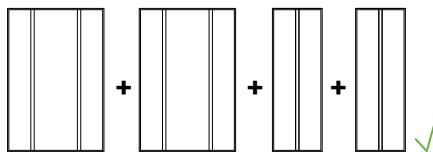
w - width / d - depth / h - height

All prices are in USD

**NOTE** - FRAMES CAN BE COMBINED ONLY BY CONNECTING TWO SAME LENGHT SIDES:

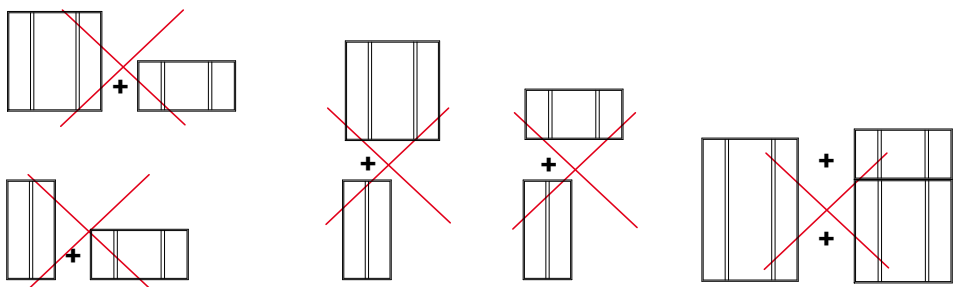


FRAMES 04 & 05 CAN ONLY BE CONNECTED SIDE TO SIDE OR BACK TO BACK TO ANOTHER 04 & 05;  
PUTTING ANOTHER FRAME ON TOP OF THEM IS NOT RECOMMENDED



CONNECTING BACK TO BACK IS ONLY POSSIBLE WITH THE SAME MODULES

OTHER COMBINATIONS ARE NOT POSSIBLE:



# Shtef shelving system

## SUGGESTED COMPOSITIONS

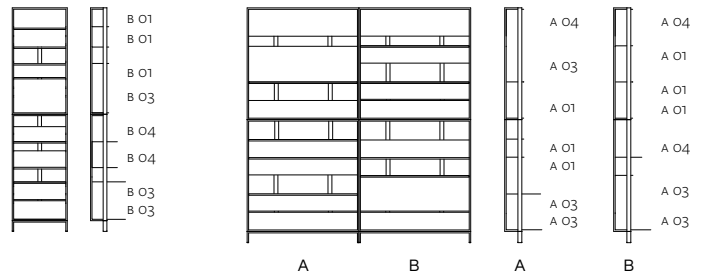
<p><b>1.</b></p> <p><b>COMPOSITION 01</b>                      FRAME 01 + 3X SUPPORT A +                      4X SHELF AO1 + SHELF AO3                      w 45" x d 45" x h 7¾"                      w 114.5 x h 114.5 x d 19.5 cm</p> <p>3.858</p>	<p><b>2.</b></p> <p><b>COMPOSITION 02</b>                      FRAME 01 + 3X SHELF SUPPORT A +                      SHELF AO1 + 3X SHELF AO4                      w 45" x d 45" x h 11¾"                      w 114.5 x h 114.5 x d 29 cm</p> <p>3.548</p>	<p><b>3.</b></p> <p><b>COMPOSITION 03</b>                      FRAME 01 + 3X SUPPORT A + SHELF                      AO1 + SHELF AO3 + 2X SHELF AO4                      w 45" x d 45" x h 15"                      w 114.5 x h 114.5 x d 38 cm</p> <p>3.548</p>
<p><b>4.</b></p> <p><b>COMPOSITION 04</b>                      FRAME 02 + 3 x SUPPORT B + 4 x                      SHELF BO1 + SHELF BO3 + LEGS B                      w 23¾" x d 49¾" x h 7¾"                      w 59 x h 126 x d 19.5 cm</p> <p>2.963</p>	<p><b>5.</b></p> <p><b>COMPOSITION 05</b>                      FRAME 02 + 3 x SUPPORT B +                      2 x SHELF BO1 + 2 x SHELF BO4 + LEGS B                      w 23¾" x d 49¾" x h 11¾"                      w 59 x h 126 x d 29 cm</p> <p>2.724</p>	<p><b>6.</b></p> <p><b>COMPOSITION 06</b>                      FRAME 06 + 3 x SUPPORT C + SHELF CO1                      + SHELF CO3 + 2 x SHELF CO4 + LEGS C                      w 29¾" x d 49¾" x h 15"                      w 75 x h 126 x d 38 cm</p> <p>3.249</p>
<p><b>7.</b></p> <p><b>COMPOSITION 07</b>                      FRAME 03 + SUPPORT A + SHELF                      AO1 + SHELF AO3 + SHELF AO4                      w 45" x d 23¾" x h 15"                      w 114.5 x h 60 x d 38 cm</p> <p>2.784</p>	<p><b>8.</b></p> <p><b>COMPOSITION 08</b>                      FRAME 03 + SHELF SUPPORT A                      + SHELF AO3 + SHELF AO4                      w 45" x d 23¾" x h 15"                      w 114.5 x h 60 x d 38 cm</p> <p>2.386</p>	<p><b>9.</b></p> <p><b>COMPOSITION 09</b>                      FRAME 03 + SUPPORT A +                      2 x SHELF AO4                      w 45" x d 23¾" x h 7¾"                      w 114.5 x h 60 x d 19.5 cm</p> <p>2.327</p>
<p><b>10.</b></p> <p><b>COMPOSITION 10</b>                      FRAME 04 + 4 x SUPPORT A + 2 x                      SHELF AO1 + 3 x SHELF AO3 + SHELF AO4                      w 45" x d 67" x h 15"                      w 114.5 x h 170 x d 38 cm</p> <p>4.698</p>	<p><b>11.</b></p> <p><b>COMPOSITION 11</b>                      FRAME 05 + 4 x SUPPORT B + 2 x SHELF                      BO1 + 3 x SHELF BO3 + SHELF BO4 + LEGS B                      w 23¾" x d 71¾" x h 15"                      w 59 x h 181.5 x d 38 cm</p> <p>3.515</p>	

# Shtef

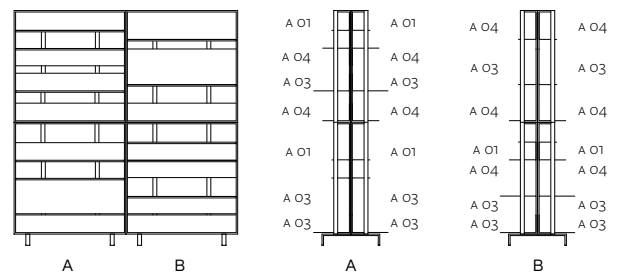
## shelving system

SUGGESTED COMPOSITIONS

12.	<b>COMPOSITION 12</b>	13.	<b>COMPOSITION 13</b>	14.	<b>COMPOSITION 14</b>
	2 × FRAME O3 + 2 × SUPPORT A + 2 × LEGS A + 2 × TOP SHELF A SINGLE + 2 × SHELF AO3 + 2 × SHELF AO4 w 90" × d 28¾" × h 15" w 228.5 × h 71.5 × d 38 cm		2 × FRAME O2 + 6 × SUPPORT B + LEGS B + 3 × SHELF BO1 + 3 × SHELF BO3 + 2 × SHELF BO4 w 23¾" × d 94¾" × h 15" w 59 × h 240.5 × d 38 cm		4 × FRAME O1 + 8 × SUPPORT A + 2 × LEGS A + 6 × SHELF AO1 + 5 × SHELF AO3 + 3 × SHELF AO4 w 90" × d 94¾" × h 15" w 228.5 × h 240.5 × d 38 cm
	5.766		5.213		13.209



15.	<b>COMPOSITION 15</b>	16.	<b>COMPOSITION 16</b>
	4 × FRAME O4 + 16 × SUPPORT A + 4 × LEGS B + 4 × SHELF AO1 + 8 × SHELF AO3 + 8 × SHELF AO4 w 90" × d 71¾" × h 30" w 228.5 × h 181.5 × d 76 cm		8 × FRAME O1 + 20 × SUPPORT A + 4 × LEGS B + 6 × SHELF AO1 + 12 × SHELF AO3 + 10 × SHELF AO4 w 90" × d 95" × h 30" w 228.5 × h 240.5 × d 76 cm
	17.884		27.380

**NOTE**

- ALL COMPOSITIONS ARE WALL MOUNTED, EVEN THE ONES WITH LEGS, EXCEPT FREESTANDING COMPOSITIONS (15, 16)
- FRAME O2 AND O5 CANNOT BE MOUNTED ON THE WALL ON THEIR OWN; THEY MUST BE ON THEIR FEET OR PART OF A LARGER COMPOSITION
- ALL FREESTANDING COMPOSITIONS (E.G. 15, 16) HAVE LEGS B
- ON ALL FREESTANDING COMPOSITIONS (E.G. 15, 16) FIRST OR LOWEST SHELF MUST BE AT LEAST 10¾" (27,5 cm) DEEP; DO NOT USE SHELVES O1 FOR THAT POSITION

# Simetria

## coat stand



DESIGN: NEISAKO, 2014

The name of the coat stand **Simetria** reflects its symmetrical form resulting from the rotation and mirroring of the same linear support. This principle enables rationalisation of material consumption while the easy disassembly of the construction makes additional convenience which simplifies the construction and transport in the "flat pack" form. The lesion between straight lines on the juxtaposed pyramids changes depending on the viewing angle - from a static and symmetric vision into a dynamic and vibrating form.

STRUCTURE solid wood + oil, lacquer or oak color varnish matte

### MANDATORY TO SPECIFY

– wood finishing *i.e.* OAK nature LACQUER

#### COAT STAND

w 21¼" × d 21¼" × h 70¾"  
w 54 × d 54 × h 180 cm



45



54

815

w - width / d - depth / h - height

All prices are in USD

#### NOTE

– SIMETRIA COAT STAND IS AVAILABLE IN OAK OIL, LACQUER AND BLACK LACQUER FINISH, IT IS NOT AVAILABLE IN OTHER COLOR VARNISH MATTES  
– WE RECOMMEND USING LACQUERED WOOD FINISH FOR AN EASIER MAINTENANCE

# Spectrum

## modular sofa

### ARMRESTS



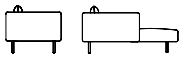
DESIGN: ALTHERR DÉSILE PARK, 2023

**Spectrum** collection esthetic reflects a combination of simplicity with complexity. More than a sofa, it is a system of expressive components that builds around foundational core of seat, backrest, and cushions. A base like the perfect white shirt – lightweight, timeless – and further enriched with carefully crafted design details like stiches and colors that make it special. Easy to configure so as to dress up/dress down.

SUSPENSION	elastic webbing	BACKREST	HR foam, polyester wadding
BASE	metal + powder coating	SUPPORT CUSHION	feather, foam
LEGS	metal + powder coating / solid wood + oil, lacquer or oak color varnish matte	SEAT CUSHION	HR foam, polyester wadding
		UPHOLSTERY	fabric / leather (removable)

#### MANDATORY TO SPECIFY

- **no. of composition** i.e. 1 or ARMCHAIR
- **type of armrests** i.e. A01
- **type of legs** i.e. B01
- **upholstery** i.e. 166 HALLINGDAL 65 500
- **colour of fabric stripe for armrest A01** i.e. BLUE STRIPE



SITTING HEIGHT 16¾" (42 cm), SITTING DEPTH ≈ 22¾" (57 cm) WITH CUSHIONS, TOTAL HEIGHT ≈ 30¾" (78 cm) WITH CUSHIONS

#### ARMRESTS

**A01**  
SOFT ARMREST  
w 5" × d 32¼"/34¾" × h 18"  
w 13 × d 82"/88 × h 46 cm



**A02**  
STRAIGHT ARMREST  
w 3¼" × d 32¼"/34¾" × h 18"  
w 8 × d 82"/88 × h 46 cm



**A03**  
DIAGONAL ARMREST  
w 3¼" × d 32¼"/34¾" × h 21¼"  
w 8 × d 82"/88 × h 54 cm



#### NOTE

– STRIPES FOR ARMREST **A01** ARE AVAILABLE IN FOLLOWING COLOURS:

	BLACK
	GREY
	BEIGE
	YELLOW
	ORANGE
	RUBY RED
	BLUE
	NICKEL GREEN
	LEATHER DIVINA

\* 32¼" (82 cm) IS THE DEPTH OF THE ARMCHAIR

w - width / d - depth / h - height

# Spectrum

## modular sofa

LEGS

**LEGS**

**B01**  
THIN METAL LEGS  
w 7" × d 7" × h 7¼" (total 9")  
w 18 × d 18 × h 19 (total 23) cm



**B03**  
RECESSED METAL LEGS  
w 1¼" × d 1¼" × h 7¼"  
w 4 × d 4,5 × h 19 cm



**B02**  
WOODEN LEGS  
w 1¼" × d 1¼" × h 7¼"  
w 4 × d 4,5 × h 19 cm



**B04**  
RECESSED WOODEN LEGS  
w 1¼" × d 1¼" × h 7¼"  
w 4 × d 4,5 × h 19 cm

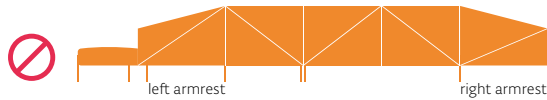
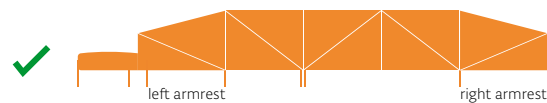


LEGS ARE ORDERED PER PIECE

w - width / d - depth / h - height

**NOTE**


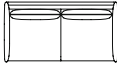
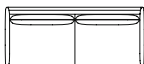
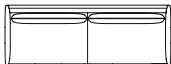
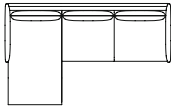
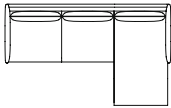

- THE ONLY EXCEPTIONS IN WELTING ORIENTATION LOGIC ARE FOUND ON ARMCHAIR AND CHAISE LONGUE, AS SHOWN IN ILLUSTRATIONS BELOW.



# Spectrum

## modular sofa

## COMPOSITIONS

1.	<b>ARMCHAIR</b> w 32¼" × d 32¼" w 82 × d 82 cm		<b>COF</b>	<b>COL</b>	<b>100</b>	<b>200</b>	<b>300</b>	<b>400</b>	<b>500</b>	<b>600</b>	<b>700</b>	<b>60</b>	<b>80</b>
			3.491	3.665	-	3.665	3.887	4.133	4.380	4.623	4.868	5.705	6.690
2.	<b>2.5SEATER</b> w 32¼" × d 34¾" w 167 × d 88 cm		<b>COF</b>	<b>COL</b>	<b>100</b>	<b>200</b>	<b>300</b>	<b>400</b>	<b>500</b>	<b>600</b>	<b>700</b>	<b>60</b>	<b>80</b>
			5.528	5.806	-	5.806	6.165	6.560	6.959	7.352	7.748	9.096	10.683
3.	<b>3SEATER</b> w 81" × d 34¾" w 206 × d 88 cm		<b>COF</b>	<b>COL</b>	<b>100</b>	<b>200</b>	<b>300</b>	<b>400</b>	<b>500</b>	<b>600</b>	<b>700</b>	<b>60</b>	<b>80</b>
			5.951	6.229	-	6.229	6.588	6.984	7.381	7.776	8.173	9.523	11.112
4.	<b>3.5SEATER</b> w 96¾" × d 34¾" w 245 × d 88 cm		<b>COF</b>	<b>COL</b>	<b>100</b>	<b>200</b>	<b>300</b>	<b>400</b>	<b>500</b>	<b>600</b>	<b>700</b>	<b>60</b>	<b>80</b>
			6.614	6.922	-	6.922	7.317	7.753	8.193	8.629	9.065	10.555	12.308
5.	<b>2.5SEATER + CHAISE LONGUE (L/R)</b> w 96¾" × d 59¾" w 245 × d 152 cm	L 	<b>COF</b>	<b>COL</b>	<b>100</b>	<b>200</b>	<b>300</b>	<b>400</b>	<b>500</b>	<b>600</b>	<b>700</b>	<b>60</b>	<b>80</b>
			9.435	9.837	-	9.837	10.354	10.928	11.503	12.073	12.647	14.597	16.892
		R 											
	<b>SURCHARGE FOR ARMREST CUSHIONS (L/R)</b> d 26¾" (68 cm)		<b>COF</b>	<b>COL</b>	<b>100</b>	<b>200</b>	<b>300</b>	<b>400</b>	<b>500</b>	<b>600</b>	<b>700</b>	<b>60</b>	<b>80</b>
			356	421	-	421	505	599	691	785	878	1.102	1.437

ARMREST CUSHIONS ARE ORDERED SEPARATELY; WHEN ORDERING JUST STATE THAT YOU ARE ORDERING ARMREST CUSHIONS; ARMREST CUSHIONS ARE AVAILABLE ONLY FOR ARMREST A02; ARMREST CUSHION IS CONNECTED TO THE BACKREST CUSHION

All prices are in USD

**NOTE**

- ACCORDING TO THE CHOSEN TYPE OF ARMRESTS THE BACKREST IS DIFFERENT.
- FOR ARMREST **A01** & **A02** BACKREST IS LOWER 18" (46 CM HIGH); FOR ARMREST **A03** IS HIGHER 20" (54 CM HIGH); BACKREST FOR **A01** HAS NO WELTING.

CUSHIONS FORM:



w - width / d - depth / h - height

# Spectrum System

## modular sofa



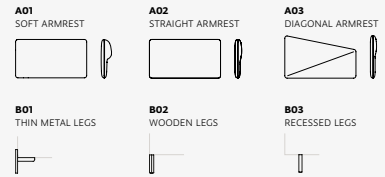
DESIGN: ALTHERR DÉSILE PARK, 2024

**Spectrum System** is the ultimate solution for large lounges and hospitality spaces. Designed to facilitate an expansive interior, it offers seamless modular flow, enabling dynamic compositions and open, conversational environments. Whether it's an informal meeting point or social event space, Spectrum System adapts to large groups, making it the perfect choice for spaces designed to foster social interaction.

SUSPENSION	elastic webbing	BACKREST	HR foam, polyester wadding
BASE	metal + powder coating	SUPPORT CUSHION	feather, foam
LEGS	metal + powder coating / solid wood + lacquer or oak color varnish matte	SEAT CUSHION	HR foam, polyester wadding
TABLE TOPS	solid wood + oil, lacquer or oak color varnish matte / solid wood brushed oak	UPHOLSTERY	fabric / leather (removable)

### MANDATORY TO SPECIFY

- sketch of composition and type of legs i.e. B01
- type of armrests i.e. A01 or A02
- upholstery i.e. 166 HALLINGDAL 65 500
- colour of fabric stripe for armrest A01 i.e. BLUE STRIPE



### MODULES

SITTING HEIGHT 16¾" (42 cm), SITTING DEPTH ≈ 22¾" (57 cm) WITH CUSHIONS, TOTAL HEIGHT ≈ 30¾" (78 cm)

**1SEATER**  
w 30¾" × d 34¾"  
w 78 × d 88 cm



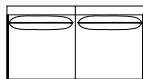
COF	COL	100	200	300	400	500	600	700	60	80
2.609	-	-	2.708	2.833	2.973	3.112	3.252	3.391	-	-

**1SEATER + ARMREST (L/R)**  
w 32¾" × d 34¾"  
w 83 × d 88 cm



COF	COL	100	200	300	400	500	600	700	60	80
3.125	-	-	3.259	3.429	3.618	3.807	3.995	4.183	-	-

**2.5SEATER**  
w 61¾" × d 34¾"  
w 156 × d 88 cm



COF	COL	100	200	300	400	500	600	700	60	80
4.496	-	-	4.704	4.973	5.270	5.569	5.866	6.164	-	-

w - width / d - depth / h - height

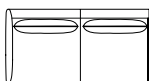
All prices are in EUR

# Spectrum System

## modular sofa

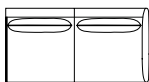
### 2.5SEATER + ARMREST (L)

w 63 $\frac{3}{4}$ " x d 34 $\frac{3}{4}$ "  
w 162 x d 88 cm



### 2.5SEATER + ARMREST (R)

w 63 $\frac{3}{4}$ " x d 34 $\frac{3}{4}$ "  
w 162 x d 88 cm



### CORNER

w 34 $\frac{3}{4}$ " x d 34 $\frac{3}{4}$ "  
w 88 x d 88 cm



### POUF 45° INNER/OUTER

w 39" x d 34 $\frac{3}{4}$ "  
w 99 x d 88 cm



### 1SEATER 45° INNER + BACKREST

w 39" x d 34 $\frac{3}{4}$ "  
w 99 x d 88 cm



### 1SEATER 45° OUTER + BACKREST

w 39" x d 34 $\frac{3}{4}$ "  
w 99 x d 88 cm



COF	COL	100	200	300	400	500	600	700	60	80
-----	-----	-----	-----	-----	-----	-----	-----	-----	----	----

5.012 - - 5.255 5.569 5.915 6.264 6.609 6.956 - -

COF	COL	100	200	300	400	500	600	700	60	80
-----	-----	-----	-----	-----	-----	-----	-----	-----	----	----

2.972 - - 3.097 3.260 3.442 3.625 3.805 3.986 - -

COF	COL	100	200	300	400	500	600	700	60	80
-----	-----	-----	-----	-----	-----	-----	-----	-----	----	----

2.124 - - 2.180 2.251 2.330 2.407 2.488 2.566 - -

COF	COL	100	200	300	400	500	600	700	60	80
-----	-----	-----	-----	-----	-----	-----	-----	-----	----	----

2.965 - - 3.076 3.219 3.378 3.538 3.694 3.853 - -

COF	COL	100	200	300	400	500	600	700	60	80
-----	-----	-----	-----	-----	-----	-----	-----	-----	----	----

2.965 - - 3.076 3.219 3.378 3.538 3.694 3.853 - -

w - width / d - depth / h - height

All prices are in EUR

# Spectrum System

## modular sofa

**TABLE TOP 45°**  
 w 39" × d 34¾" × h 11¾"  
 w 99 × d 88 × h 30 cm



**OAK**

2.071

**TABLE TOP 45° + CHARGER OUTER**  
 w 39" × d 34¾" × h 11¾"  
 w 99 × d 88 × h 30 cm



**OAK**

2.612

**TABLE TOP 45° + CHARGER INNER**  
 w 39" × d 34¾" × h 11¾"  
 w 99 × d 88 × h 30 cm



**OAK**

2.612

**POUF 88×88 (SQUARE)**  
 w 34¾" × d 34¾" × h 16¾"  
 w 88 × d 88 × h 42 cm



COF	COL	100	200	300	400	500	600	700	60	80
2.122	-	-	2.181	2.254	2.341	2.424	2.508	2.591	-	-

**POUF 48×88 (RECTANGULAR)**  
 w 34¾" × d 17¾" × h 16¾"  
 w 88 × d 44 × h 42 cm



COF	COL	100	200	300	400	500	600	700	60	80
1.657	-	-	1.700	1.757	1.818	1.884	1.947	2.008	-	-

w - width / d - depth / h - height

All prices are in EUR

# Spectrum System

## modular sofa

**TABLE TOP 88×88**

w 34¼" × d 34¾" × h 11¾"  
w 87 × d 88 × h 30 cm

**OAK**

1.837

**TABLE TOP 88×88  
+ CHARGER**

w 34¼" × d 34¾" × h 11¾"  
w 87 × d 88 × h 30 cm

**OAK**

2.429

w - width / d - depth / h - height

All prices are in EUR

**NOTE**

- WHEN ORDERING COMPOSITION, A SKETCH MUST BE ATTACHED AS WELL AS TYPE OF LEGS AND ARMRESTS (**A01 / B03**)
- EACH MODULE CONTAINS A SET OF LEGS
- FOR LEG TYPE **B01** THERE CAN BE SET CONNECTION LEGS BETWEEN TWO OR MORE MODULES, FOR LEG TYPES **B02, B03, B04** THERE ARE NO CONNECTION LEGS AVAILABLE
- THERE IS NO WELTING EXCEPT ON THE ARMRESTS
- WHEN ASSEMBLING COMPOSITIONS, TWO TABLE TOPS OR POUFS CANNOT BE ARRANGED NEXT TO EACH OTHER
- COMPOSITION CAN BE ASSEMBLED ONLY FROM THE MODULES (I.E. DO NOT USE 3SEATER OR 3,5SEATER)
- **POUF 48×88** CANNOT BE ASSEMBLED IN A COMPOSITION
- FINAL DIMENSIONS OF THE COMPOSITION MIGHT DIFFER DEPENDING ON THE TIGHTNESS BETWEEN THE MODULES, ± 2 CM PER MODULE

# Spectrum Highback sofa



DESIGN: ALTHERR DÉSILE PARK, 2024

**Spectrum Highback** unites privacy, comfort and style. Offering enhanced focus and concentration, this enveloping extension to the sofa collection creates a discreet, acoustic friendly space that's perfect for work or quiet relaxation.

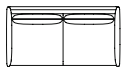
SUSPENSION	elastic webbing	BACKREST	HR foam, polyester wadding
BASE	metal + powder coating	SUPPORT CUSHION	feather, foam
LEGS	metal + powder coating / solid wood + lacquer or oak color varnish matter	SEAT CUSHION	HR foam, polyester wadding
		UPHOLSTERY	fabric / leather (removable)

### MANDATORY TO SPECIFY

- **type of legs** i.e. B01
- **height of backrest** i.e. H2
- **upholstery** i.e. 166 HALLINGDAL 65 500

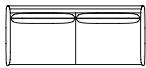
SITTING HEIGHT 16 3/4" (42 cm), SITTING DEPTH ≈ 22 3/4" (57 cm) WITH CUSHIONS, TOTAL HEIGHT ≈ 43 3/4" (110 cm) FOR H1, ≈ 52 1/4" (133 cm) FOR H2

**2.5SEATER**  
 w 65 3/4" x d 34 3/4" x h 43 3/4" / 52 1/4"  
 w 167 x d 88 x h 110/133 cm



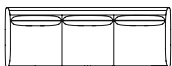
	COF	COL	100	200	300	400	500	600	700	60	80
H1	7.600	-	-	8.062	8.656	9.314	9.974	10.636	11.293	-	-
H2	8.522	-	-	9.044	9.715	10.461	11.205	11.953	12.697	-	-

**3SEATER**  
 w 81" x d 34 3/4" x h 43 3/4" / 52 1/4"  
 w 206 x d 88 x h 110/133 cm



	COF	COL	100	200	300	400	500	600	700	60	80
H1	8.451	-	-	8.847	9.354	9.918	10.481	11.045	11.609	-	-
H2	10.050	-	-	10.497	11.070	11.707	12.342	12.981	13.618	-	-

**3.5SEATER**  
 w 96 3/4" x d 34 3/4" x h 43 3/4" / 52 1/4"  
 w 245 x d 88 cm x h 110/133 cm



	COF	COL	100	200	300	400	500	600	700	60	80
H1	9.133	-	-	9.638	10.289	11.011	11.733	12.456	13.179	-	-
H2	10.255	-	-	10.842	11.596	12.433	13.271	14.109	14.947	-	-

### NOTE

- THERE ARE TWO HEIGHTS AVAILABLE FOR THE HIGHBACK, SO HEIGHT MUST BE DEFINED WHEN ORDERING;  
**H1 = 43 3/4" (110 cm)**  
**H2 = 52 1/4" (133 cm)**
- **A01** VERSION OF HIGH BACKREST IS NOT AS THICK AS **A01** ARMREST

# Spectrum Low Tables



DESIGN: ALTHERR DÉSILE PARK, 2024

**Spectrum Low Tables** combine classic comfort with an element of playfulness. A versatile addition to the sofa collection, low tables share the same tailored elegance, offering three distinct leg designs that seamlessly integrate with the upholstered pieces.

TABLE TOP solid wood + lacquer / solid wood brushed oak BLACK

LEGS metal + powder coating / solid wood + lacquer or oak color varnish matte

## MANDATORY TO SPECIFY

- please specify for central base **B02** colour of base and leg *i.e.* OAK LIGHT, NATURE, DARK
- please specify for central base **B03** colour of base and leg *i.e.* BLACK

**LOW TABLE Ø50**  
w 19¾" × d 19¾" × h 17¾"  
w 50 × d 50 × h 45 cm




**OAK** **WALNUT**

1.492 1.671

BASE **B01**



BASE **B02**



BASE **B03**



**LOW TABLE 50×50**  
w 19¾" × d 19¾" × h 17¾"  
w 50 × d 50 × h 45 cm




**OAK** **WALNUT**

1.510 1.691

BASE **B02**



**LOW TABLE Ø120**  
w 47¼" × d 47¼" × h 10¾"  
w 120 × d 120 × h 27 cm



**OAK** **WALNUT**

2.889 3.236

BASE **B01**



BASE **B02**



BASE **B03**




**LOW TABLE 120×120**  
w 47¼" × d 47¼" × h 10¾"  
w 120 × d 120 × h 27 cm



**OAK** **WALNUT**

2.889 3.236

BASE **B01**



BASE **B02**



BASE **B03**



w - width / d - depth / h - height

All prices are in EUR

## NOTE

- LOW TABLES ARE NOT AVAILABLE WITH CHARGERS
- **LOW TABLE 50×50** IS NOT AVAILABLE WITH CENTRAL LEG
- CENTRAL LEG IS NOT HEIGHT ADJUSTABLE

# Strain

## easy chair



DESIGN: SMPDO, 2014

Despite its visual lightness, **Strain** provides that is usually expected from large dimension sofas thanks to its seat with elastic band support, stretched backrest shell and free lumbar cushion, which facilitates various sitting possibilities. The seat cushion and the backrest shell tailored from a twodimensional plate - are set on a complex metal structure, and the form is achieved after when it is stretched from the top of the structure to the bottom of the seat.

SUSPENSION	elastic webbing	BACKREST	leather (black or brown)
SEAT CUSHION	HR foam	BASE	metal tube $\varnothing \frac{3}{4}$ " (20 mm) + powder coating
SUPPORT CUSHION	feather	UPHOLSTERY	fabric / leather

### MANDATORY TO SPECIFY

- metal finishing *i.e. BLACK*
- leather for the backrest *i.e. BLACK*
- upholstery *i.e. 166 HALLINGDAL 65 500*



SITTING HEIGHT 16 $\frac{3}{4}$ " (42 cm), SITTING DEPTH WITH CUSHION 16 $\frac{3}{4}$ " (42 cm), SITTING DEPTH WITHOUT CUSHION 19 $\frac{3}{4}$ " (50 cm)

### EASY CHAIR

w 26" x d 26 $\frac{3}{4}$ " x h 31 $\frac{3}{4}$ "  
w 66 x d 68 x h 80 cm



COF	COL	100	200	300	400	500	600	700	60	80
2.691	2.742	-	2.691	2.742	2.798	2.855	2.911	2.968	3.206	3.432

w - width / d - depth / h - height

All prices are in USD

### NOTE

- SEAMS ON THE LEATHER BACKREST ARE THE SAME COLOUR AS THE CUSHION
- BACKREST IS MADE OF BLACK OR BROWN ANILINE LEATHER CRUST  $\frac{3}{4}$ " (2,2 mm) THICK; THE SHADE OF LEATHER MAY VARY DUE TO THE NATURE OF ANILINE LEATHER

# Strain

## chairs



DESIGN: SMPDO, 2020

**Strain** and Unstrain chairs are almost like twins in the Strain collection but each of them conveys its own typology. While Strain retains the twist, providing the necessary construction stiffness, Unstrain releases it, resulting in a contemporary interpretation of the 1950's universal chair, which is easily stackable.

**SEAT** solid wood / with cushion + oil lacquer or oak color varnish matte / upholstered seat, oak plywood, decorative veneer + lacquer or color varnish matte / plywood upholstered seat

**BACKREST** solid wood + oil, lacquer or oak color varnish matte / oak plywood, decorative veneer + lacquer or color varnish matte

**BASE** metal rod  $\varnothing$ 16 mm + powder coating

### MANDATORY TO SPECIFY

- **type of the chair** i.e. solid wood chair
- **metal finishing** i.e. BLACK
- **wood finishing** i.e. OAK nature LACQUER
- **upholstery, when specified** i.e. 166 HALLINGDAL 65 500
- **for lacquered version specify oak lacquered or just lacquered**
- **color varnish veneers option** i.e. Light green color varnish or Light green oak color varnish

SITTING HEIGHT 17 $\frac{3}{4}$ " (45 cm)



**SOLID WOOD CHAIR**  
w 17 $\frac{1}{4}$ " x d 22 $\frac{3}{4}$ " x h 32 $\frac{3}{4}$ "  
w 44 x d 57 x h 83 cm



**CUSHION**

**OAK / ASH / COLOR VARNISH MATTE**

**WALNUT**



**UPHOLSTERED SEAT**

**OAK / ASH / COLOR VARNISH MATTE**

**WALNUT**

### PLYWOOD CHAIR

#### WITHOUT ARMRESTS

w 17 $\frac{1}{4}$ " x d 22 $\frac{3}{4}$ " x h 32"  
w 44 x d 57 x h 81 cm



#### WITH ARMRESTS

w 19 $\frac{1}{4}$ " x d 22" x h 32"  
w 49 x d 56 x h 81 cm



#### UPHOLSTERED SEAT

#### WITHOUT ARMRESTS

w 17 $\frac{1}{4}$ " x d 22 $\frac{3}{4}$ " x h 32"  
w 44 x d 57 x h 81 cm



#### WITH ARMRESTS

w 19 $\frac{1}{4}$ " x d 22" x h 32"  
w 49 x d 56 x h 81 cm



w - width / d - depth / h - height

### OAK / ASH / COLOR VARNISH MATTE

### WALNUT

1.087

1.299

COF	COL	100	200	300	400	500	600	700	60	80
1.294	-	-	1.294	1.325	1.360	1.394	1.429	1.464	-	-
1.505	-	-	1.505	1.536	1.571	1.605	1.640	1.675	-	-
COF	COL	100	200	300	400	500	600	700	60	80
1.009	-	-	1.009	1.041	1.075	1.110	1.145	1.180	-	-
1.101	-	-	1.101	1.132	1.167	1.201	1.236	1.271	-	-

801

833

COF	COL	100	200	300	400	500	600	700	60	80
777	-	-	777	808	843	878	913	947	-	-
809	-	-	809	840	875	909	944	978	-	-

All prices are in USD.

### NOTE

- FOR THE LACQUERED VERSION, PLEASE SPECIFY LACQUERED OAK OR JUST LACQUER.
- WITH LACQUER PAINT, THE GRAIN IS MINIMALLY VISIBLE; WITH LACQUERED OAK, THE GRAIN IS VISIBLE.

# Unstrain chairs



DESIGN: SMPDO, 2020

Strain and **Unstrain** chairs are almost like twins in the Strain collection but each of them conveys its own typology. While Strain retains the twist, providing the necessary construction stiffness, Unstrain releases it, resulting in a contemporary interpretation of the 1950's universal chair, which is easily stackable.


SEAT	solid wood / with cushion + oil lacquer or oak color varnish matte / upholstered seat, oak plywood, decorative veneer + lacquer or color varnish matte / plywood upholstered seat
BACKREST	solid wood + oil, lacquer or oak color varnish matte / oak plywood, decorative veneer + lacquer or color varnish matte
BASE	metal rod ø16 mm + powder coating

**MANDATORY TO SPECIFY**

- **type of the chair** i.e. *solid wood chair*
- **metal finishing** i.e. *BLACK*
- **wood finishing** i.e. *OAK nature LACQUER*
- **upholstery, when specified** i.e. *166 HALLINGDAL 65 500*
- **for lacquered version specify oak lacquered or just lacquered**
- **color varnish veneers option** i.e. *Light green color varnish or Light green oak color varnish*

SITTING HEIGHT 17¾" (45 cm)



 **SOLID WOOD CHAIR**  
w 17¼" x d 22¾" x h 32¾"  
w 44 x d 57 x h 83 cm

 **CUSHION**  
**OAK / ASH / COLOR VARNISH MATTE**

**WALNUT**


 **UPHOLSTERED SEAT**

**OAK / ASH / COLOR VARNISH MATTE**


**WALNUT**


**PLYWOOD CHAIR**

**WITHOUT ARMRESTS**  
w 17¼" x d 22¾" x h 32"  
w 44 x d 57 x h 81 cm

 **WITH ARMRESTS**  
w 19¼" x d 22" x h 32"  
w 49 x d 56 x h 81 cm

**UPHOLSTERED SEAT**

 **WITHOUT ARMRESTS**  
w 17¼" x d 22¾" x h 32"  
w 44 x d 57 x h 81 cm

 **WITH ARMRESTS**  
w 19¼" x d 22" x h 32"  
w 49 x d 56 x h 81 cm

w - width / d - depth / h - height

		OAK / COLOR VARNISH MATTE					WALNUT				
		1.087					1.299				
COF	COL	100	200	300	400	500	600	700	60	80	
1.294	-	-	1.294	1.325	1.360	1.394	1.429	1.464	-	-	
1.505	-	-	1.505	1.536	1.571	1.605	1.640	1.675	-	-	
COF	COL	100	200	300	400	500	600	700	60	80	
1.009	-	-	1.009	1.041	1.075	1.110	1.145	1.180	-	-	
1.101	-	-	1.101	1.132	1.167	1.201	1.236	1.271	-	-	
		801					833				
COF	COL	100	200	300	400	500	600	700	60	80	
777	-	-	777	808	843	878	913	947	-	-	
809	-	-	809	840	875	909	944	978	-	-	

All prices are in USD.

**NOTE**

- FOR THE LACQUERED VERSION, PLEASE SPECIFY LACQUERED OAK OR JUST LACQUER.
- WITH LACQUER PAINT, THE GRAIN IS MINIMALLY VISIBLE; WITH LACQUERED OAK, THE GRAIN IS VISIBLE.

# Strain

## low chair



DESIGN: SMPDO, 2020

**Strain** low chair is a hybrid between a chair and an armchair. It was designed as a chair that can easily blend in smaller interiors but simultaneously provide comfort of an armchair. The Strain low chair can be combined with or without a functional armrest that follows that main idea. With intertwined leg junctions providing the required firm construction, this low chair follows the main characteristic of the whole Strain collection. To obtain additional comfort, the seat can be upholstered in textile.

SEAT	oak plywood, decorative veneer + lacquer or color varnish matte / plywood upholstered
BACKREST	oak plywood, decorative veneer + lacquer or color varnish matte
BASE	metal rod $\varnothing$ 3/4" (16 mm) + powder coating

### MANDATORY TO SPECIFY

- **type of the chair** *i.e. low chair*
- **metal finishing** *i.e. BLACK*
- **wood finishing** *i.e. OAK nature LACQUER*
- **upholstery, when specified** *i.e. 166 HALLINGDAL 65 500*

SITTING HEIGHT 14 3/4" (37 cm)

#### LOW CHAIR

w 20 3/4" x d 27 1/4" x h 30 1/4"  
w 52 x d 69 x h 77 cm



833

VENEERED PLYWOOD IS AVAILABLE IN OAK, ASH AND WALNUT

#### UPHOLSTERED SEAT

w 20 3/4" x d 27 1/4" x h 30 1/4"  
w 52 x d 69 x h 77 cm



COF	COL	100	200	300	400	500	600	700	60	80
809	-	-	809	840	875	909	944	978	-	-

#### WITH ARMRESTS

w 22 3/4" x d 26 3/4" x h 30"  
w 58 x d 67 x h 76 cm



865

VENEERED PLYWOOD IS AVAILABLE IN OAK, ASH AND WALNUT

#### WITH ARMRESTS WITH UPHOLSTERED SEAT

w 22 3/4" x d 26 3/4" x h 30"  
w 58 x d 67 x h 76 cm



COF	COL	100	200	300	400	500	600	700	60	80
840	-	-	840	871	906	941	977	1.011	-	-

w - width / d - depth / h - height

All prices are in USD

#### NOTE

- DECORATIVE VENEER IS AVAILABLE IN OAK OR WALNUT

# Strain

## barstools



DESIGN: SMPDO, 2016

The character of this barstool is obtained with an indented form of the seat and interweaving of tube legs, as the main signature of the whole **Strain** collection. The ergonomically shaped seat, inspired by a saddle, provides various ways of dynamic seating and is made from solid wood with lacquer finish. The principle of interweaving steel tube legs, creates a footrest and a seat holder and footrest, solidifies the construction. The barstool is available in 3 heights and adaptable to all situations in either residential or public facilities.

SEAT solid wood + oil, lacquer or oak BLACK varnish matte

BASE metal tube Ø20 mm + powder coating

### MANDATORY TO SPECIFY

- **seat height** *i.e. low*
- **metal finishing** *i.e. BLACK*
- **wood finishing** *i.e. OAK nature LACQUER*



SITTING HEIGHT HIGH BARSTOOL 30<sup>3</sup>/<sub>4</sub>" (78 cm), LOW BARSTOOL 26<sup>3</sup>/<sub>4</sub>" (68 cm), STOOL 18<sup>3</sup>/<sub>4</sub>" (47 cm)



#### HIGH BARSTOOL

w 19" × d 17" × h 32<sup>3</sup>/<sub>4</sub>"  
w 48 × d 43 × h 83 cm

#### LOW BARSTOOL

w 17" × d 14<sup>3</sup>/<sub>4</sub>" × h 28<sup>3</sup>/<sub>4</sub>"  
w 43 × d 37 × h 73 cm

#### STOOL

w 15" × d 14<sup>3</sup>/<sub>4</sub>" × h 20<sup>3</sup>/<sub>4</sub>"  
w 38 × d 37 × h 53 cm

OAK / ASH

837

832

809

WALNUT

866

863

840

w - width / d - depth / h - height

All prices are in USD

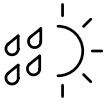
### NOTE

- WE DO NOT RECOMMEND USE OF LIGHT COLOURS OF POWDER COATING DUE TO POSSIBLE MARKS OF SHOES ON THE FOOTRESTS

# Strain

## tables

INDOOR &amp; OUTDOOR



DESIGN: SMPDO, 2016

The latest addition to the collection comes as a line of tables with the typical **Strain** base. Interweaving steel tubes make an elegant base to a thin looking table top. The table comes in various sizes and can be combined with different types of chairs.

TABLE TOP	MDF + FENIX NTM / outdoor HPL
-----------	-------------------------------

BASE	metal tube $\varnothing \frac{3}{4}$ " (16 / 18 / 22 mm) / $\varnothing$ 1" (25 mm) + powder coating
------	--

### MANDATORY TO SPECIFY

- dimensions of the table
- metal finishing *i.e.* BLACK
- table top *i.e.* FENIX 0720 black

### TABLES

h 28 $\frac{3}{4}$ " (73 cm)

	FENIX	OUTDOOR HPL
<b>31<math>\frac{3}{4}</math>" x 31<math>\frac{3}{4}</math>"</b> , metal tube $\varnothing \frac{3}{4}$ " <b>80 x 80</b> , metal tube $\varnothing$ 16 mm	1.473	1.878
<b>39<math>\frac{1}{4}</math>" x 39<math>\frac{1}{4}</math>"</b> , metal tube $\varnothing \frac{3}{4}$ " <b>100 x 100</b> , metal tube $\varnothing$ 18 mm	2.030	2.285
<b>78<math>\frac{3}{4}</math>" x 39<math>\frac{1}{4}</math>"</b> , metal tube $\varnothing$ 1" <b>200 x 100</b> , metal tube $\varnothing$ 22 mm	3.463	4.528
<b>94<math>\frac{3}{4}</math>" x 39<math>\frac{1}{4}</math>"</b> , metal tube $\varnothing$ 1" <b>240 x 100</b> , metal tube $\varnothing$ 25 mm	4.156	5.490
<b>110<math>\frac{1}{4}</math>" x 39<math>\frac{1}{4}</math>"</b> , metal tube $\varnothing$ 1" <b>280 x 100</b> , metal tube $\varnothing$ 25 mm	4.745	6.691
$\varnothing$ <b>43<math>\frac{1}{4}</math>"</b> , metal tube $\varnothing \frac{3}{4}$ " $\varnothing$ <b>110</b> , metal tube $\varnothing$ 18 mm	2.204	2.640

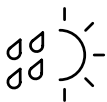
w - width / d - depth / h - height

All prices are in USD

# Strain

## low tables

INDOOR &amp; OUTDOOR



DESIGN: SMPDO, 2014

**Strain** low tables are an ideal addition to the easy chair, as they complement the chair's identity both functionally and aesthetically with their lightness and simplicity. They come in two different sizes, with table top in 5 colors in Fenix or 3 colours in the outdoor version HPL, and legs in the same finish as the easy chair's legs.

TABLE TOP	MDF + FENIX NTM / outdoor HPL or aluminum 2" (5 mm) powder coated
BASE	metal rod or stainless steel (outdoor) $\varnothing$ 1/2" (12 mm / 14 mm) + powder coating

### MANDATORY TO SPECIFY

- **dimensions of the table**
- **metal finishing** *i.e.* BLACK
- **table top** *i.e.* FENIX 0720 black

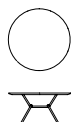
#### LOW TABLE Ø50

$\varnothing$  19 3/4" x h 18"  
 $\varnothing$  50 x h 46 cm



#### LOW TABLE Ø70

$\varnothing$  27 3/4" x h 14 1/4"  
 $\varnothing$  70 x h 36 cm



w - width / d - depth / h - height

FENIX	OUTDOOR HPL	OUTDOOR METAL
879	1.059	1.553

FENIX	OUTDOOR HPL	OUTDOOR METAL
1.016	1.277	2.022

All prices are in USD

### NOTE

- FOR OUTDOOR METAL TABLES, POWER COATING FOR BASE AND TOP IS ALWAYS IN THE SAME COLOUR

# Tinker

## easy chair



DESIGN: GRUPA, 2020

Designed to be inviting, **Tinker** is conducive to comfortable sitting and relaxed work by a mid-high table. Its form highlights the plywood backrest and the seat shell, upholstered in fabrics. In terms of typology, Tinker lies between a chair and easy chair. Therefore, the seating cushion is intentionally softer, accentuating the feeling of cosiness and luxury, also achieved through its overall ergonomics. The slim steel legs keep the base "afloat", and they are available in diverse coating finishes.

SHELL	oak plywood, decorative veneer + lacquer or color varnish matte
BACKREST	HR foam, polyester wadding
SEAT	HR foam, PES filling, polyester wadding
BASE	metal rod $\varnothing$ $\frac{3}{4}$ " (16 mm) + powder coating
UPHOLSTERY	fabric

### MANDATORY TO SPECIFY

- **wood finishing** i.e. OAK nature
- **upholstery** i.e. 166 HALLINGDAL 65 500



SITTING HEIGHT 17 $\frac{1}{4}$ " (44 cm)

### EASY CHAIR

w 20 $\frac{3}{4}$ " x d 27 $\frac{1}{4}$ " x h 30 $\frac{1}{4}$ "  
w 63 x d 70 x h 80 cm



OAK

WALNUT

COF	COL	100	200	300	400	500	600	700	60	80
2.409	2.498	-	2.409	2.498	2.597	2.696	2.793	2.892	2.808	3.016
2.515	2.604	-	2.515	2.604	2.703	2.800	2.899	2.998	2.914	3.122

w - width / d - depth / h - height

All prices are in USD

# Tinker

## low table



DESIGN: GRUPA, 2021

The **Tinker** low table is designed in line with the details on the metal construction of the armchair from the same collection. It is a system of elegant low tables of different heights that can be used individually or in a group, complementing each other. When clustered, Tinker low tables can be applied in multiple and diverse ways in a variety of interiors. Tinker low tables are constructed from various table tops available in smoked glass and solid wood laid on a metal structure.

TABLE TOP solid wood + oil, lacquer or oak color varnish matte / smoked glass

BASE metal rod  $\varnothing$  1/2" (14 mm) + powder coating BLACK

### MANDATORY TO SPECIFY

- dimensions of the low table
- table top i.e. OAK nature



### LOW TABLES

	OAK	WALNUT	GLASS
<b>19 3/4" x 19 3/4", h 17 1/4"</b> 50 x 50, h 44 cm	1.152	1.219	978
<b>Ø 19 3/4", h 17 1/4"</b> Ø 50, h 44 cm	1.152	1.219	843
<b>27 3/4" x 27 3/4", h 14 3/4"</b> 70 x 70, h 37 cm	1.313	1.467	1.285
<b>Ø 27 3/4", h 14 3/4"</b> Ø 70, h 37 cm	1.313	1.467	1.125
<b>35 3/4" x 23 3/4", h 14 3/4"</b> 90 x 60, h 37 cm	1.379	1.574	1.366
<b>35 3/4" x 35 3/4", h 11 3/4"</b> 90 x 90, h 30 cm	1.487	1.708	1.648
<b>Ø 35 3/4", h 11 3/4"</b> Ø 90, h 30 cm	1.487	1.708	1.473
<b>47 1/4" x 47 1/4", h 11 3/4"</b> 120 x 120, h 30 cm	2.023	2.511	2.358
<b>Ø 47 1/4", h 11 3/4"</b> Ø 120, h 30 cm	2.023	2.511	2.183

w - width / d - depth / h - height

All prices are in USD

# Toggle

## easy chairs



DESIGN: NUMEN/FOR USE, 2020

**Toggle** is an unpretentious armchair of small dimensions whose character entirely rests on the star-shaped composition of its profile. The three basic radial triangles of its structure extend into its front legs and the armrest, providing an aesthetic and static balance to the chair. The removable cushions attach to the wooden base with strip-shaped gussets connected by a cylindrical plug, the Toggle. Depending on the treatment of the wood and the selection between the wooden or steel front legs, the armchair changes its appearance, adapting to its surroundings and purpose.

SEAT & BACKREST	HR foam, polyester wadding
BASE	solid wood oak + oil or lacquer / metal tube $\varnothing$ 1/2" (12 mm) + powder coating

ARMRESTS	solid wood oak + oil or lacquer
UPHOLSTERY	fabric / leather

### MANDATORY TO SPECIFY

- **type of the chair** i.e. *easy chair with wooden frame*
- **metal finishing** i.e. *BLACK*
- **wood finishing** i.e. *OAK nature LACQUER*
- **upholstery** i.e. *166 HALLINGDAL 65 500*



SITTING HEIGHT 15 3/4" (40 cm)

#### EASY CHAIR WITH WOODEN FRAME

w 25 3/4" x d 30" x h 29 3/4"  
w 65 x d 76 x h 75 cm



OAK

COF	COL	100	200	300	400	500	600	700	60	80
2.026	2.120	-	2.026	2.120	2.226	2.330	2.434	2.539	2.470	2.703

#### EASY CHAIR WITH METAL FRAME

w 27 1/4" x d 30" x h 29 3/4"  
w 69 x d 76 x h 75 cm



OAK

COF	COL	100	200	300	400	500	600	700	60	80
1.863	1.957	-	1.863	1.957	2.063	2.167	2.271	2.376	2.307	2.540

w - width / d - depth / h - height

All prices are in USD

#### NOTE

- THE BACKREST CUSHION IS IN THE SAME MATERIAL AS THE MIDDLE SUPPORT, THE HEADREST CUSHION IS MADE FROM THE SAME MATERIAL AS THE BACKREST

# Trifidæ

## armchairs & pouf



DESIGN: NUMEN/FOR USE, 2017

**Trifidæ** are a family of seats consisting of different armchairs - the easy chair, conference chair, armchair and the enclosing lounge chair share the same triangulated form with the focal point in the central part, embracing the user's lumbar area and functioning as an armrest. Application of the enclosing backrest provides an introverted, expressive chair, protecting its user from surrounding, while the use of the slim, high backrest ends up in an open, extrovert personality and usage of the chair.

STRUCTURE	moulded foam, metal frame	BASE	polished or powder coated metal / powder coated metal with high quality oil / solid wood + lacquer
UPHOLSTERY	fabric / leather		

### MANDATORY TO SPECIFY

- **type of the armchair** *i.e. lounge chair wooden base*
- **metal finishing** *i.e. BLACK*
- **wood finishing, when specified** *i.e. OAK nature LACQUER*
- **upholstery first colour (seat), second colour (lower back support), third colour (backrest)** *i.e. 123 / 116 / 136 HALLINGDAL 65 300*



SITTING HEIGHT 15" (38 cm)

#### LOUNGE CHAIR

w 32¾" × d 35¾" × h 44¾"  
w 83 × d 90 × h 113 cm



COF	COL	100	200	300	400	500	600	700	60	80
3.977	4.259	-	3.977	4.259	4.574	4.887	5.202	5.516	6.711	7.968

TRIFIDÆ LOUNGE CHAIR IS AVAILABLE IN ONE OR THREE COLOURS BUT IN THE SAME TYPE OF FABRIC

#### LOUNGE CHAIR

##### WOODEN BASE

w 32¾" × d 35¾" × h 44¾"  
w 83 × d 90 × h 113 cm



COF	COL	100	200	300	400	500	600	700	60	80
4.214	4.498	-	4.214	4.498	4.811	5.127	5.440	5.754	6.950	8.205

w - width / d - depth / h - height

All prices are in USD

#### NOTE

- THE BACKREST CUSHION IS IN THE SAME MATERIAL AS THE MIDDLE SUPPORT, THE HEADREST CUSHION IS MADE FROM THE SAME MATERIAL AS THE BACKREST
- THE TRIFIDÆ LOUNGE ARMCHAIR IS AVAILABLE IN ONE OR THREE COLOURS OF THE SAME MATERIAL; WHEN PLACING AN ORDER, PLEASE PAY ATTENTION TO THE ORDER OF SPECIFICATION: FIRST CODE (SEAT), SECOND CODE (LUMBAR SUPPORT), THIRD CODE (BACKREST).

**EXAMPLE:** LOUNGE ARMCHAIR / BLACK / 457 HALLINGDAL 65 500 / 457 HALLINGDAL 65 500 / 457 HALLINGDAL 65 500



# Trifidae

## armchairs & pouf



### MANDATORY TO SPECIFY

- **type of the armchair** i.e. lounge chair wooden base
- **metal finishing** i.e. BLACK
- **wood finishing, when specified** i.e. OAK nature LACQUER
- **upholstery first colour (seat), second colour (lower back support), third colour (backrest)** i.e. 123 / 116 / 136 HALLINGAL 65 300



SITTING HEIGHT 15" (38 cm)

### ARMCHAIR

w 32¾" × d 34¼" × h 39"  
w 83 × d 87 × h 99 cm



COF	COL	100	200	300	400	500	600	700	60	80
3.633	3.841	-	3.633	3.841	4.074	4.305	4.538	4.769	5.664	6.592

TRIFIDAE ARMCHAIR IS AVAILABLE IN ONE OR THREE COLOURS BUT IN THE SAME TYPE OF FABRIC

### ARMCHAIR

#### WOODEN BASE

w 32¾" × d 34¼" × h 39"  
w 83 × d 87 × h 99 cm



COF	COL	100	200	300	400	500	600	700	60	80
3.958	4.166	-	3.958	4.166	4.399	4.630	4.863	5.094	5.990	6.917

### POUF

w 27¼" × d 27¼" × h 15¾"  
w 69 × d 69 × h 40 cm



COF	COL	100	200	300	400	500	600	700	60	80
2.026	2.094	-	2.026	2.094	2.168	2.242	2.318	2.393	2.718	3.016

w - width / d - depth / h - height

All prices are in USD

### NOTE

- BACKREST CUSHION IS IN THE SAME MATERIAL AS MIDDLE SUPPORT, HEADREST CUSHION IS IN THE SAME MATERIAL AS BACKREST
- POUF COMES ONLY WITH METAL BASE
- POUF IS MADE FROM HR FOAM, NOT MOULDED FOAM
- FOR WOODEN BASES WE RECOMMEND USING LACQUERED WOOD FINISH FOR AN EASIER MAINTENANCE

# Trifidæ

**easy chair,  
conference  
chair and chair  
with swivel base  
and castors**



DESIGN: NUMEN/FOR USE, 2017 (CONFERENCE CHAIR 2020; CHAIR WITH SWIVEL BASE AND CASTORS 2024)

**Trifidæ** are a family of seats consisting of different armchairs - the easy chair, conference chair, armchair and the enclosing lounge chair share the same triangulated form with the focal point in the central part, embracing the user's lumbar area and functioning as an armrest. Application of the enclosing backrest provides an introverted, expressive chair, protecting its user from surrounding, while the use of the slim, high backrest ends up in an open, extrovert personality and usage of the chair.

STRUCTURE	moulded foam, metal frame
UPHOLSTERY	fabric
BASE	metal + polish or powder coating

**MANDATORY TO SPECIFY**

- **type of the chair** *i.e. easy chair or chair with swivel base and castors*
- **metal finishing** *i.e. BLACK*
- **wood finishing, when specified** *i.e. OAK nature LACQUER*
- **upholstery first colour (seat), second colour (lower back support), third colour (backrest)** *i.e. 123 / 116 / 136 HALLINGAL 65 300*



SITTING HEIGHT EASY CHAIR 38 cm, CONFERENCE CHAIR 45 cm, CHAIR WITH SWIVEL BASE AND CASTORS 45 cm

**EASY CHAIR**

w 27½" × d 26¾" × h 30¾"  
w 70 × d 68 × h 78 cm



COF	COL	100	200	300	400	500	600	700	60	80
2.764	-	-	2.764	2.902	3.054	3.206	3.359	3.511	-	-

TRIFIDÆ EASY CHAIR IS AVAILABLE IN ONE OR THREE COLOURS BUT IN THE SAME TYPE OF FABRIC

**CONFERENCE CHAIR**

w 27½" × d 25¼" × h 35"  
w 70 × d 64 × h 89 cm



COF	COL	100	200	300	400	500	600	700	60	80
2.764	-	-	2.764	2.902	3.054	3.206	3.359	3.511	-	-

TRIFIDÆ CONFERENCE AND SWIVEL BASE WITH CASTORS CHAIRS ARE AVAILABLE IN ONE OR THREE COLOURS BUT IN THE SAME TYPE OF FABRIC

**CHAIR WITH SWIVEL BASE AND CASTORS**

w 28¾" × d 29¼" × h 35"  
w 73 × d 74 × h 89 cm



w - width / d - depth / h - height

All prices are in USD


**NOTE**

- EASY CHAIR, CONFERENCE AND SWIVEL BASED WITH CASTORS CHAIRS ARE AVAILABLE ONLY WITH METAL BASE

# Trifidae

## tables & low tables

INDOOR &amp; OUTDOOR



DESIGN: NUMEN/FOR USE, 2018

Table series is developed from **Trifidae** base characterized by the transformation of transaction of the prongs, starting from vertical rectangle at the center gradually turning into the horizontal one at its end. Various sizes and heights of the plates provide a wide range of functions and appearances. The base is made from cast aluminum and the table tops are produced from solid wood, lacquered MDF or HPL, suitable for the outdoor use.

TABLE TOP solid wood + oil, lacquer / solid wood brushed oak BLACK / MDF + FENIX NTM / outdoor HPL

BASE metal + powder coating

### MANDATORY TO SPECIFY

- dimensions of the table
- metal finishing *i.e.* BLACK
- table top *i.e.* OAK nature

### LOW TABLES



	OAK / ASH	WALNUT	FENIX	OUTDOOR HPL
27 <sup>3</sup> / <sub>4</sub> " x 27 <sup>3</sup> / <sub>4</sub> " , Ø 27 <sup>3</sup> / <sub>4</sub> " , h 15 <sup>3</sup> / <sub>4</sub> " 70 x 70, Ø 70, h 40	1.751	1.975	1.386	1.998
35 <sup>3</sup> / <sub>4</sub> " x 35 <sup>3</sup> / <sub>4</sub> " , Ø 35 <sup>3</sup> / <sub>4</sub> " , h 13 <sup>3</sup> / <sub>4</sub> " 90 x 90, Ø 90, h 34	1.993	2.340	1.473	2.569
43 <sup>1</sup> / <sub>4</sub> " x 43 <sup>1</sup> / <sub>4</sub> " , Ø 43 <sup>1</sup> / <sub>4</sub> " , h 11" 110 x 110, Ø 110, h 28	2.330	2.892	1.874	3.188

### TABLES

h 28<sup>3</sup>/<sub>4</sub>" (73 cm)

	OAK / ASH	WALNUT	FENIX	OUTDOOR HPL
27 <sup>3</sup> / <sub>4</sub> " x 27 <sup>3</sup> / <sub>4</sub> " , Ø 27 <sup>3</sup> / <sub>4</sub> " 70 x 70, Ø 70	1.726	1.935	1.388	1.957
31 <sup>3</sup> / <sub>4</sub> " x 31 <sup>3</sup> / <sub>4</sub> " , Ø 31 <sup>3</sup> / <sub>4</sub> " 80 x 80, Ø 80	1.836	2.109	1.477	2.140
35 <sup>3</sup> / <sub>4</sub> " x 35 <sup>3</sup> / <sub>4</sub> " , Ø 35 <sup>3</sup> / <sub>4</sub> " 90 x 90, Ø 90	1.960	2.305	1.703	2.496
43 <sup>1</sup> / <sub>4</sub> " x 43 <sup>1</sup> / <sub>4</sub> " , Ø 43 <sup>1</sup> / <sub>4</sub> " 110 x 110, Ø 110	2.280	2.798	1.856	3.082
51 <sup>1</sup> / <sub>4</sub> " x 51 <sup>1</sup> / <sub>4</sub> " , Ø 51 <sup>1</sup> / <sub>4</sub> " Ø 130	2.645	3.373	2.132	3.795

### BAR TABLES

h 41<sup>1</sup>/<sub>4</sub>" (105 cm)

	OAK / ASH	WALNUT	FENIX	OUTDOOR HPL
51 <sup>1</sup> / <sub>4</sub> " x 51 <sup>1</sup> / <sub>4</sub> " 60 x 60	1.533	1.685	1.247	1.667
27 <sup>3</sup> / <sub>4</sub> " x 27 <sup>3</sup> / <sub>4</sub> " , Ø 27 <sup>3</sup> / <sub>4</sub> " 70 x 70, Ø 70	1.671	1.871	1.396	1.896

w - width / d - depth / h - height

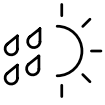
All prices are in USD

### NOTE

- TABLES AND LOW TABLES WITH TOP PLATES Ø 43<sup>1</sup>/<sub>4</sub>" (110 MM) AND BIGGER, HAVE A BIGGER BASE

# Umomoku

INDOOR & OUTDOOR



DESIGN: 3LHD, 2018

**Umomoku** is an unobtrusive and simply designed line of comfortable outdoor furniture intended for lounging. The furniture construction consists of broad and narrow wooden slats of a square cross section that create a recognizable graphism in the design. Rich, sumptuous cushions create the visual identity of the entire collection. Modular nature of the Umomoku collection allows the users to combine multiple elements according to their needs, but also their individual use, both in the exterior and interior. It consists of an armchair, sofa, low table, bench, sunlounger and a tray.

STRUCTURE	solid wood + oil or lacquer / outdoor oil
CUSHIONS	fabric / waterproof fabric (removable)

**MANDATORY TO SPECIFY**

- wood finishing *i.e.* TEAK
- upholstery *i.e.* 170 PATIO 300



**ARMCHAIR**

w 35 3/4" x d 27 3/4" x h 24 3/4"  
w 90 x d 70 x h 63 cm



**ARMCHAIR CUSHION**

INDOOR & OUTDOOR

**2SEATER**

w 70 3/4" x d 27 3/4" x h 24 3/4"  
w 180 x d 70 x h 63 cm



**2SEATER CUSHION**

INDOOR & OUTDOOR

SITTING HEIGHT 11 3/4" (30 cm) WITHOUT CUSHION, 13 3/4" (35 cm) WITH CUSHION

		OAK ONLY FOR INDOOR USE					TEAK				
		1.833					2.209				

COF	COL	100	200	300	400	500	600	700	60	80
1.244	1.355	1.211	1.355	1.497	1.655	1.815	1.972	2.130	2.513	3.082

		OAK ONLY FOR INDOOR USE					TEAK				
		2.947					3.726				

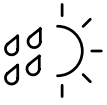
COF	COL	100	200	300	400	500	600	700	60	80
1.950	2.138	1.894	2.138	2.383	2.652	2.922	3.191	3.463	4.110	5.087

w - width / d - depth / h - height

All prices are in USD


# Umomoku

INDOOR &amp; OUTDOOR



## 3SEATER

w 102¼" × d 35¾" × h 24¾"  
w 260 × d 90 × h 63 cm



## 3SEATER CUSHION

INDOOR &amp; OUTDOOR

## LOW TABLE

w 21¼" × d 21¼" × h 11¾"  
w 54 × d 54 × h 30 cm

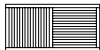


## LOW TABLE CUSHION / POUF

INDOOR &amp; OUTDOOR

## BENCH

w 70¾" × d 21¼" × h 11¾"  
w 108 × d 54 × h 30 cm



## SUNLOUNGER

w 82¾" × d 36¼" × h 25¼"  
w 210 × d 92 × h 64 cm



## SUNLOUNGER CUSHION

## METAL TRAY

w 6¾" × d 13¾" × h 1¾"  
w 17 × d 35 × h 4,5 cm

w - width / d - depth / h - height

## OAK

ONLY FOR INDOOR USE

4.531

## TEAK

6.442

COF	COL	100	200	300	400	500	600	700	60	80
2.726	3.053	2.632	3.053	3.473	3.937	4.404	4.869	5.336	6.455	8.131

## OAK

ONLY FOR INDOOR USE

789

## TEAK

924

COF	COL	100	200	300	400	500	600	700	60	80
508	538	498	538	578	624	667	713	756	861	1.021

## OAK

ONLY FOR INDOOR USE

1.176

## TEAK

1.416

## TEAK

6.871

200	300	400	500	600	700
1.247	1.419	1.610	1.800	1.992	2.185

SUNLOUNGER IS AVAILABLE ONLY IN OUTDOOR VERSION

133

METAL TRAY CAN BE USED WITH LOW TABLE, BENCH AND SUNLOUNGER

All prices are in USD

## NOTE

- PRODUCTS IN OAK ARE ONLY FOR INDOOR USE; THEY ARE AVAILABLE IN OIL AND LACQUER; THEY ARE NOT AVAILABLE IN OTHER COLOR VARNISH MATTES; WE RECOMMEND USING LACQUER FOR EASIER MAINTENANCE

# Up-lift

## sofa bed



DESIGN: NEISAKO, 2013

**Up-lift** represents innovation in the segment of the armchair typology with an integrated bed. Its shape allows for transformation through the simple lift (UP) of the back rest, which automatically lifts (LIFT) the bottom part of the bed, while maintaining an optimal height. Its form consists of the two volumes, which by the eccentric principle rotate around each other, thus forming a harmonious unit in both positions. The armrest is rounded as it took over the function of the wheel, and the backrest is tilted and rounded to minimise the necessary volume. Up-lift has a distinctive character due to its roundness.

STRUCTURE	solid wood, plywood	BASE & WHEEL	PVC / PVC + high resistant rubber
SUSPENSION	elastic webbing	UPHOLSTERY	fabric
SEAT & BACKREST	HR foam, polyester wadding		

**MANDATORY TO SPECIFY**

– upholstery i.e. 166 HALLINGDAL 65 500



**ARMCHAIR**

w 31¾" × d 47¼" × h 30"  
w 80 × d 120 × h 76 cm



**1,5SEATER SOFA**

w 55" × d 47¼" × h 30"  
w 140 × d 120 × h 76 cm



**2SEATER SOFA**

w 63" × d 47¼" × h 30"  
w 160 × d 120 × h 76 cm



SITTING HEIGHT 16¼" (41 cm), SITTING DEPTH 24¾" (62 cm)

COF	COL	100	200	300	400	500	600	700	60	80
2.948	-	-	3.209	3.545	3.918	4.292	4.665	5.038	-	-

COF	COL	100	200	300	400	500	600	700	60	80
3.990	-	-	4.351	4.817	5.334	5.851	6.368	6.884	-	-

COF	COL	100	200	300	400	500	600	700	60	80
4.298	-	-	4.701	5.218	5.793	6.368	6.944	7.519	-	-

w - width / d - depth / h - height

All prices are in USD

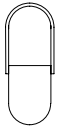
# Up-lift

## sofa bed

---

### ARMCHAIR

w 31<sup>3</sup>/<sub>4</sub>" × d 78<sup>3</sup>/<sub>4</sub>" × h 16<sup>1</sup>/<sub>4</sub>"  
w 80 × d 200 × h 41 cm




---

**MATTRESS** 27<sup>1</sup>/<sub>4</sub>" × 76<sup>3</sup>/<sub>4</sub>" (70 × 195 cm)

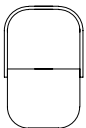
---



---

### 1,5SEATER SOFA

w 55" × d 78<sup>3</sup>/<sub>4</sub>" × h 16<sup>1</sup>/<sub>4</sub>"  
w 140 × d 200 × h 41 cm




---

**MATTRESS** 51<sup>1</sup>/<sub>4</sub>" × 76<sup>3</sup>/<sub>4</sub>" (130 × 195 cm)

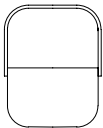
---



---

### 2SEATER SOFA

w 63" × d 78<sup>3</sup>/<sub>4</sub>" × h 16<sup>1</sup>/<sub>4</sub>"  
w 160 × d 200 × h 41 cm




---

**MATTRESS** 59" × 76<sup>3</sup>/<sub>4</sub>" (150 × 195 cm)

---



---

w - width / d - depth / h - height



## Oiled surfaces recovery set



The **oiled surfaces recovery set** is used for maintenance of solid wood oiled surfaces.

Contains:  
 1 × neutral detergent  
 1 × surface restoration oil  
 1 × abrasive sponge  
 1 × sanding pad for fine sanding  
 2 × sponge  
 1 × large cotton cloth  
 1 × small cotton cloth

### OILED SURFACES RECOVERY SET

236

### OILED SURFACES RECOVERY SET – OUTDOOR

236

BEFORE USING THE OILED SURFACES RECOVERY SET, READ THE INSTRUCTIONS FOR USE CAREFULLY

All prices are in USD

# V bags

## accessories



The **V bag** is born of our idea that we need a beautiful, functional product, with a strong emotional impact, made exclusively from the material left unused in production, due to the inherent impossibility of fully utilising the fabric during tailoring process.

The design of the V bag is very minimalist and mostly dominated by durable fabrics characteristic for special and attractive weaving structures and patterns and tactile experience. Taking into account that we are using leftover textiles from Prostoria's collections procured from the best manufacturers of furniture fabrics, we will keep continuously producing limited editions of the V bag in various fabrics. The V bag is a universal fashion accessory that fits all occasions - it can be used as a day bag, or a bag for groceries, training or beach, or wrapped around the body.

### V BAG



218

MINIMUM ORDER 5 PCS


All prices are in USD

### NOTES


- V BAGS CAN ONLY BE ORDERED IN PACKAGES OF 5 ITEMS EACH. YOU CAN CHOOSE YOUR PACKAGE BASED ON AN ACHROMATIC, WARM OR COLD COLOR PALETTE, AS SHOWN IN ILLUSTRATIONS BELOW:



ACHROMATIC PALETTE



WARM PALETTE







COLD PALETTE

THESE ILLUSTRATIONS DON'T SHOW THE EXACT FABRICS, THEY ARE AN INDICATION OF COLOUR PALETTES

- SINCE V BAGS ARE MADE OF RECYCLED LEFTOVER MATERIAL FROM FACTORY'S MAIN PRODUCTION LINE, THE FABRICS CANNOT BE CHOSEN FOR ANY SPECIFIC ORDER

# Decorative cushions

<b>CUSHIONS LUX FILLING: FEATHER</b>		<b>COF</b>	<b>COL</b>	<b>100</b>	<b>200</b>	<b>300</b>	<b>400</b>	<b>500</b>	<b>600</b>	<b>700</b>	<b>60</b>	<b>80</b>
CUSHION 13¾" × 23¾" (35 × 60)		203	233	-	203	233	266	299	332	365	488	620
CUSHION 17¾" × 17¾" (45 × 45)		213	248	-	213	248	287	327	366	406	487	619
CUSHION 21¾" × 21¾" (55 × 55)		243	284	-	243	284	330	376	422	469	604	777
<b>CUSHIONS OUTDOOR FILLING: POLYESTER</b>					<b>200</b>	<b>300</b>	<b>400</b>	<b>500</b>	<b>600</b>	<b>700</b>		
CUSHION 13¾" × 23¾" (35 × 60)					224	254	287	320	353	386		
CUSHION 17¾" × 17¾" (45 × 45)					236	272	312	351	391	431		
CUSHION 21¾" × 21¾" (55 × 55)					266	309	355	401	447	493		
CUSHION 13¾" × 19¾" (30 × 50 +)					312	360	414	469	521	576		
CUSHION 17¾" × 25¾" (45 × 65 +)					401	459	525	592	657	723		
CUSHION Ø 6" × 29¾" (Ø 15 × 75)					312	351	399	446	490	536		
<b>CUSHIONS FILLING: POLYESTER</b>		<b>COF</b>	<b>COL</b>	<b>100</b>	<b>200</b>	<b>300</b>	<b>400</b>	<b>500</b>	<b>600</b>	<b>700</b>	<b>60</b>	<b>80</b>
CUSHION 13¾" × 23¾" (35 × 60)		177	206	-	177	206	239	272	305	338	462	594
CUSHION 17¾" × 17¾" (45 × 45)		186	223	-	186	223	262	302	342	381	460	592
CUSHION 21¾" × 21¾" (55 × 55)		206	248	-	206	248	294	340	386	432	568	739
<b>CUSHIONS LUX FILLING: FEATHER ECHO</b>		<b>COF</b>	<b>COL</b>	<b>100</b>	<b>200</b>	<b>300</b>	<b>400</b>	<b>500</b>	<b>600</b>	<b>700</b>	<b>60</b>	<b>80</b>
CUSHION 17¾" × 17¾" (45 × 45)		-	-	-	186	221	261	300	338	378	455	586
CUSHION 21¾" × 21¾" (55 × 55)		-	-	-	213	254	300	347	391	437	569	739
<b>CUSHIONS LUX FILLING: FEATHER FOR COMBINE AND CONVERT</b>		<b>COF</b>	<b>COL</b>	<b>100</b>	<b>200</b>	<b>300</b>	<b>400</b>	<b>500</b>	<b>600</b>	<b>700</b>	<b>60</b>	<b>80</b>
CUSHION 13¾" × 19¾" (30 × 50) 		264	305	-	264	305	350	396	441	487	619	787
CUSHION 13¾" × 19¾" (30 × 50 +) 		284	327	-	284	327	376	426	474	523	632	800
CUSHION 17¾" × 25¾" (45 × 65 +) 		365	417	-	365	417	477	538	597	657	784	987
CUSHION Ø 6" × 29¾" (Ø 15 × 75) 		284	320	-	284	320	363	404	446	487	513	624
<b>CUSHIONS LUX FILLING: FEATHER FOR IMPRESSION</b>		<b>COF</b>	<b>COL</b>	<b>100</b>	<b>200</b>	<b>300</b>	<b>400</b>	<b>500</b>	<b>600</b>	<b>700</b>	<b>60</b>	<b>80</b>
CUSHION 23¾" × 16¾" (60 × 42 *)		375	-	-	375	426	482	536	592	648	-	-
CUSHION 29¾" × 17¾" (75 × 45 *)		416	-	-	416	475	541	607	673	739	-	-

All prices are in USD

## Decorative fabrics

---

	<b>100</b>	<b>200</b>	<b>300</b>	<b>400</b>	<b>500</b>	<b>600</b>	<b>700</b>
PRICE PER LINEAR METER	-	162	248	342	437	533	627

---

All prices are in USD

# Decorative covers

NAME	100	200	300	400	500	600	700
ABSENT corner S LOW	-	921	1.215	1.541	1.867	2.194	2.520
ABSENT corner M LOW	-	980	1.306	1.667	2.028	2.389	2.751
ABSENT pouf	-	390	477	573	669	765	861
ABSENT seat S backrest HIGH	-	842	1.073	1.329	1.586	1.842	2.098
ABSENT seat S backrest LOW	-	807	1.020	1.256	1.492	1.728	1.964
ABSENT seat M backrest HIGH	-	852	1.088	1.350	1.612	1.875	2.137
ABSENT seat M backrest LOW	-	817	1.035	1.277	1.519	1.760	2.002
ABSENT seat L backrest HIGH	-	911	1.179	1.476	1.773	2.070	2.367
ABSENT seat L backrest LOW	-	877	1.126	1.403	1.679	1.956	2.233
ABSENT XS + backrest	-	631	761	906	1.050	1.195	1.339
ABSENT XS + backrest OUTDOOR	-	631	761	906	1.050	1.195	1.339
ABSENT L XS + backrest	-	719	882	1.064	1.246	1.427	1.609
ABSENT L XS + backrest OUTDOOR	-	719	882	1.064	1.246	1.427	1.609
ABSENT XS corner	-	617	819	1.042	1.266	1.490	1.713
ABSENT XS corner OUTDOOR	-	617	819	1.042	1.266	1.490	1.713
ABSENT XS pouf	-	318	383	456	528	600	672
ABSENT XS pouf OUTDOOR	-	318	383	456	528	600	672
BAVUL element 1	-	493	597	712	827	942	1.057
BAVUL element 2	-	595	719	856	993	1.130	1.267
BAVUL element 3	-	595	719	856	993	1.130	1.267
CLASSIC 32¾" (83) 1seater	-	872	1.120	1.396	1.673	1.949	2.225
CLASSIC 32¾" (83) 1seater extended	-	1.090	1.377	1.696	2.016	2.335	2.654
CLASSIC 32¾" (83) 1seater + armrest	-	1.077	1.385	1.728	2.070	2.413	2.756
CLASSIC 32¾" (83) corner extended	-	1.506	2.000	2.549	3.098	3.647	4.196
CLASSIC 32¾" (83) chaise longue	-	1.367	1.712	2.094	2.477	2.860	3.242
CLASSIC 40¾" (103) 1seater	-	911	1.181	1.480	1.780	2.079	2.379
CLASSIC 40¾" (103) 1seater extended	-	1.199	1.537	1.913	2.289	2.665	3.041
CLASSIC 40¾" (103) 1seater + armrest	-	1.163	1.511	1.897	2.282	2.668	3.054
CLASSIC 40¾" (103) corner extended	-	1.587	2.117	2.706	3.295	3.883	4.472
CLASSIC 40¾" (103) chaise longue	-	1.469	1.867	2.310	2.752	3.195	3.637
CLASSIC corner	-	1.103	1.433	1.798	2.164	2.530	2.896
CLASSIC armchair	-	1.103	1.390	1.709	2.029	2.348	2.668
CLASSIC pouf	-	768	948	1.147	1.347	1.546	1.746
CLASSIC 2seater	-	1.665	2.111	2.606	3.102	3.598	4.094
CLASSIC 2,5seater	-	1.883	2.410	2.995	3.581	4.166	4.752
CLASSIC 3seater	-	2.103	2.705	3.373	4.042	4.711	5.380
CLOUD 40¾" (103) 1seater	-	719	911	1.125	1.339	1.553	1.767
CLOUD 40¾" (103) 1seater extended	-	916	1.154	1.418	1.682	1.946	2.210
CLOUD 40¾" (103) 1seater + armrest	-	950	1.219	1.518	1.816	2.115	2.414
CLOUD 40¾" (103) 1seater + armrest LOW	-	907	1.154	1.427	1.701	1.974	2.248
CLOUD 40¾" (103) island	-	559	726	912	1.097	1.283	1.468
CLOUD 40¾" (103) chaise longue 207	-	1.231	1.596	2.002	2.407	2.813	3.218
CLOUD 40¾" (103) chaise longue 207 LOW	-	1.178	1.514	1.888	2.263	2.637	3.011
CLOUD 140¾" (103) chaise longue	-	1.192	1.523	1.891	2.258	2.626	2.994
CLOUD 40¾" (103) chaise longue LOW	-	1.160	1.474	1.823	2.172	2.521	2.870
CLOUD 47¾" (120) 1seater extended	-	984	1.244	1.533	1.823	2.112	2.401
CLOUD corner	-	758	965	1.194	1.424	1.653	1.883

## Decorative covers

NAME	100	200	300	400	500	600	700
CLOUD corner asymmetric	-	946	1.187	1.454	1.721	1.989	2.256
CLOUD armchair	-	1.082	1.387	1.727	2.066	2.406	2.745
CLOUD armchair LOW	-	975	1.224	1.500	1.777	2.054	2.330
CLOUD pouf 40¾" × 32¾" (103 × 83)	-	474	596	731	866	1.001	1.136
CLOUD pouf 44" × 44" (112 × 112)	-	581	759	957	1.155	1.353	1.551
COMBINE 2seater	-	1.167	1.506	1.884	2.261	2.638	3.015
COMBINE 2,5seater	-	1.296	1.672	2.090	2.509	2.927	3.346
COMBINE 3seater	-	1.412	1.826	2.286	2.745	3.205	3.664
COMBINE chaise longue 69¾" (177)	-	1.109	1.405	1.734	2.063	2.393	2.722
COMBINE chaise longue 81¾" (207)	-	1.202	1.548	1.932	2.316	2.700	3.084
COMBINE chaise longue 94¾" (240)	-	1.307	1.696	2.128	2.560	2.992	3.425
COMBINE chaise longue open end 94¾" (186)	-	1.109	1.405	1.734	2.063	2.393	2.722
COMBINE end unit 61¾" (156)	-	1.091	1.390	1.723	2.056	2.388	2.721
COMBINE end unit 73¾" (186)	-	1.143	1.471	1.834	2.198	2.561	2.925
COMBINE end unit 86¾" (219)	-	1.319	1.726	2.179	2.631	3.084	3.537
CONVERT composition 01	-	737	920	1.122	1.325	1.527	1.730
CONVERT composition 02	-	1.009	1.281	1.584	1.886	2.188	2.491
CONVERT composition 03	-	1.283	1.640	2.036	2.431	2.827	3.223
CONVERT composition 04	-	1.492	1.904	2.362	2.821	3.279	3.737
CONVERT composition 05	-	1.283	1.640	2.036	2.431	2.827	3.223
CONVERT composition 06	-	373	457	550	644	737	831
CONVERT composition 07	-	968	1.231	1.524	1.817	2.111	2.404
CONVERT composition 08	-	2.051	2.637	3.289	3.940	4.592	5.243
CONVERT composition 09	-	2.587	3.323	4.139	4.956	5.773	6.589
CONVERT composition 10	-	1.925	2.472	3.080	3.688	4.296	4.904
CONVERT composition 11	-	1.941	2.497	3.114	3.731	4.348	4.966
CONVERT composition 12	-	2.635	3.395	4.240	5.085	5.930	6.775
CONVERT backrest + mechanism	-	495	610	738	866	993	1.121
CONVERT armrest/backrest	-	396	486	586	685	785	885
CONVERT seat 35¾" × 27¾" (95 × 70)	-	328	395	470	545	620	695
CONVERT seat 35¾" × 35¾" (95 × 95)	-	360	444	537	631	725	818
CONVERT seat 65" × 35¾" (165 × 95)	-	460	583	720	857	995	1.132
ELEGANCE 2seater	-	1.396	1.740	2.123	2.505	2.888	3.270
ELEGANCE 2seater metal legs	-	1.431	1.794	2.198	2.601	3.005	3.408
ELEGANCE 3seater	-	1.636	2.049	2.509	2.968	3.427	3.886
ELEGANCE 3seater metal legs	-	1.660	2.086	2.559	3.032	3.505	3.978
ELEGANCE 4seater	-	1.847	2.314	2.832	3.350	3.868	4.387
ELEGANCE 4seater metal legs	-	1.889	2.377	2.920	3.462	4.005	4.547
ELEGANCE armchair	-	884	1.082	1.301	1.520	1.739	1.958
ELEGANCE armchair metal legs	-	902	1.109	1.338	1.568	1.797	2.027
ELEGANCE pouf	-	729	875	1.038	1.201	1.364	1.527
ELEGANCE pouf metal legs	-	729	875	1.038	1.201	1.364	1.527
FADE 2seater + chaise longue	-	1.803	2.398	3.059	3.719	4.380	5.041
FADE 2,5seater + chaise longue	-	1.900	2.540	3.252	3.963	4.675	5.387
FADE 3seater	-	1.545	2.008	2.523	3.037	3.552	4.066
FADE padded foam	-	196	222	250	279	308	336
IMPRESSION chaise longue 86¾" (190)	-	906	1.175	1.474	1.773	2.072	2.370

# Decorative covers




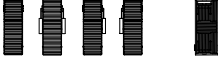









NAME	100	200	300	400	500	600	700
IMPRESSION chaise longue 88¾" (225)	-	987	1.298	1.645	1.991	2.338	2.684
IMPRESSION end unit 86¼" (190)	-	994	1.303	1.646	1.989	2.332	2.675
IMPRESSION end unit 88¾" (225)	-	1.075	1.427	1.817	2.208	2.599	2.989
IMPRESSION armchair	-	622	801	1.001	1.200	1.400	1.599
IMPRESSION 2seater	-	948	1.254	1.594	1.933	2.273	2.613
IMPRESSION 2,5seater	-	1.069	1.418	1.805	2.192	2.580	2.967
IMPRESSION 3seater	-	1.150	1.541	1.976	2.411	2.846	3.281
CUSHION 13¾" × 23¾" (35 × 60)	-	116	142	172	200	229	259
CUSHION 17¾" × 17¾" (45 × 45)	-	125	157	193	228	262	297
CUSHION 21¾" × 21¾" (55 × 55)	-	135	172	213	254	295	337
CUSHION 11¾" × 21¾" (30 × 50)	-	113	134	158	182	206	230
CUSHION * 23¾" × 16¾" (60 × 42)	-	149	190	235	280	326	371
CUSHION ø 6" × 29¾" (ø 15 × 75)	-	126	155	187	219	251	283
CUSHION + 11¾" × 21¾" (30 × 50)	-	135	169	206	244	281	318
CUSHION + 17¾" × 25¾" (45 × 65)	-	149	190	235	280	326	371
CUSHION + 29¾" × 17¾" (75 × 45)	-	162	211	264	317	371	424
KLASTER backrest M low	-	498	606	726	847	967	1.088
KLASTER seat M 51¼" (130)	-	649	812	993	1.173	1.354	1.534
KLASTER 3seater	-	1.397	1.765	2.175	2.584	2.993	3.403
KLASTER backrest L low	-	543	662	794	927	1.059	1.192
KLASTER backrest L high	-	567	687	819	952	1.084	1.216
KLASTER backrest M high	-	522	631	751	871	992	1.112
KLASTER backrest S low	-	417	510	612	714	817	919
KLASTER backrest S high	-	514	644	788	933	1.077	1.222
KLASTER backrest XL low	-	789	1.006	1.246	1.487	1.728	1.969
KLASTER backrest XL high	-	813	1.030	1.271	1.512	1.753	1.994
KLASTER chaise longue 38¾" (98)	-	1.192	1.572	1.993	2.414	2.836	3.257
KLASTER chaise longue 51¼" (130)	-	1.219	1.599	2.020	2.442	2.863	3.285
KLASTER seat M 25¾" (65)	-	600	762	943	1.124	1.304	1.485
KLASTER seat M 38¾" (98)	-	625	787	968	1.148	1.329	1.510
KLASTER seat S 25¾" (65)	-	428	525	634	742	850	959
KLASTER seat S 38¾" (98)	-	555	706	875	1.044	1.212	1.381
KLASTER seat S 51¼" (130)	-	600	762	943	1.124	1.304	1.485
KLASTER seat XL 25¾" (65)	-	699	861	1.042	1.223	1.403	1.584
MATCH L 32¾" (83) 1seater	-	646	786	941	1.096	1.251	1.406
MATCH L 32¾" (83) 1seater extended	-	810	983	1.174	1.365	1.557	1.748
MATCH L 32¾" (83) 1seater + armrest	-	937	1.129	1.341	1.554	1.767	1.980
MATCH L 32¾" (83) 2seater	-	1.172	1.445	1.749	2.053	2.357	2.661
MATCH L 32¾" (83) 2seater + armrest	-	1.463	1.788	2.150	2.512	2.873	3.235
MATCH L 32¾" (83) corner extended	-	1.198	1.515	1.867	2.220	2.573	2.925
MATCH L 32¾" (83) island	-	505	611	730	848	967	1.085
MATCH L 32¾" (83) chaise longue long	-	1.143	1.419	1.726	2.033	2.340	2.647
MATCH L 32¾" (83) chaise longue	-	1.057	1.306	1.583	1.859	2.136	2.412
MATCH L 40¾" (103) 1seater	-	662	809	973	1.137	1.302	1.466
MATCH L 40¾" (103) 1seater extended	-	858	1.049	1.262	1.475	1.687	1.900
MATCH L 40¾" (103) 1seater + armrest	-	1.004	1.231	1.484	1.736	1.988	2.240
MATCH L 40¾" (103) 2seater	-	1.172	1.445	1.749	2.053	2.357	2.661
MATCH L 40¾" (103) 2seater + armrest	-	1.473	1.804	2.172	2.540	2.907	3.275

## Decorative covers

NAME	100	200	300	400	500	600	700
MATCH L 40¾" (103) corner extended	-	1.296	1.605	1.948	2.292	2.635	2.978
MATCH L 40¾" (103) island	-	582	730	894	1.058	1.222	1.386
MATCH L 40¾" (103) chaise longue long	-	1.211	1.517	1.858	2.198	2.538	2.879
MATCH L 40¾" (103) chaise longue	-	1.120	1.396	1.703	2.010	2.317	2.624
MATCH L 47¼" (120) 1seater extended	-	915	1.136	1.382	1.628	1.875	2.121
MATCH L corner	-	762	920	1.097	1.273	1.449	1.625
MATCH L corner asymmetric	-	971	1.163	1.375	1.588	1.801	2.014
MATCH armchair	-	1.173	1.411	1.675	1.939	2.204	2.468
MATCH L 2seater	-	1.292	1.623	1.990	2.358	2.726	3.093
MATCH L 2,5seater	-	1.479	1.838	2.236	2.634	3.032	3.430
MATCH L 3seater	-	1.549	1.932	2.357	2.783	3.208	3.634
MATCH pouf 39¼" × 39¼" (100 × 100)	-	598	753	927	1.100	1.273	1.446
MATCH pouf 40¾" × 32¾" (103 × 83)	-	525	643	774	904	1.035	1.166
MATCH pouf 47¼" × 47¼" (120 × 120)	-	634	809	1.003	1.198	1.392	1.587
MATCH XL 32¾" (83) 1seater	-	656	801	962	1.123	1.285	1.446
MATCH XL 32¾" (83) 1seater extended	-	832	1.010	1.207	1.405	1.602	1.800
MATCH XL 32¾" (83) 1seater + armrest	-	958	1.160	1.385	1.610	1.835	2.060
MATCH XL 32¾" (83) 2seater	-	1.192	1.477	1.793	2.109	2.425	2.741
MATCH XL 32¾" (83) 2seater + armrest	-	1.494	1.836	2.216	2.596	2.975	3.355
MATCH XL 32¾" (83) corner extended	-	1.217	1.551	1.922	2.292	2.663	3.034
MATCH XL 32¾" (83) island	-	525	643	774	904	1.035	1.166
MATCH XL 32¾" (83) chaise longue long	-	1.185	1.478	1.803	2.128	2.453	2.779
MATCH XL 32¾" (83) chaise longue	-	1.062	1.314	1.593	1.873	2.153	2.432
MATCH XL 40¾" (103) 1seater	-	672	825	995	1.165	1.336	1.506
MATCH XL 40¾" (103) 1seater extended	-	884	1.089	1.317	1.545	1.773	2.000
MATCH XL 40¾" (103) 1seater + armrest	-	1.014	1.252	1.516	1.780	2.045	2.309
MATCH XL 40¾" (103) 2seater	-	1.192	1.477	1.793	2.109	2.425	2.741
MATCH XL 40¾" (103) 2seater + armrest	-	1.504	1.852	2.238	2.624	3.009	3.395
MATCH XL 40¾" (103) corner extended	-	1.263	1.596	1.967	2.338	2.709	3.079
MATCH XL 40¾" (103) island	-	603	761	938	1.114	1.290	1.466
MATCH XL 40¾" (103) chaise longue long	-	1.226	1.541	1.891	2.240	2.590	2.939
MATCH XL 40¾" (103) chaise longue	-	1.141	1.428	1.747	2.066	2.385	2.704
MATCH XL 47¼" (120) 1seater extended	-	948	1.175	1.427	1.679	1.931	2.184
MATCH XL corner	-	835	1.026	1.239	1.452	1.665	1.877
MATCH XL corner asymmetric	-	1.013	1.226	1.463	1.700	1.937	2.174
MATCH XL 2,5seater	-	1.523	1.892	2.302	2.713	3.123	3.533
MATCH XL 3seater	-	1.629	2.037	2.490	2.942	3.395	3.848

All prices are in USD









# Protective outdoor covers

COVER DIMENSIONS	USE	PRICE
w 83 $\frac{3}{4}$ " x d 37 $\frac{3}{4}$ " x h 26 $\frac{3}{4}$ " w 213 x d 95 x h 68 cm	3SEATER ( <b>CONVERT</b> — COMPOSITION 2) 3SEATER SOFA ( <b>JUGO</b> ) 2SEATER SOFA ( <b>UMOMOKU</b> )	 323
w 94 $\frac{3}{4}$ " x d 37 $\frac{3}{4}$ " x h 26 $\frac{3}{4}$ " w 240 x d 95 x h 68 cm	3SEATER SOFA ( <b>CONVERT</b> — COMPOSITION 4) 3SEATER SOFA + SIDE TABLE ( <b>CONVERT</b> — COMPOSITION 5)	 404
w 102 $\frac{1}{4}$ " x d 37 $\frac{3}{4}$ " x h 26 $\frac{3}{4}$ " w 260 x d 90 x h 63 cm	3SEATER ( <b>UMOMOKU</b> )	 404
w 82 $\frac{3}{4}$ " x d 38 $\frac{3}{4}$ " x h 25 $\frac{1}{4}$ " w 210 x d 98 x h 64 cm	SUNLOUNGER ( <b>JUGO &amp; UMOMOKU</b> )	 348
w 82 $\frac{3}{4}$ " x d 38 $\frac{3}{4}$ " x h 25 $\frac{1}{4}$ " w 96 x d 78 x h 68 cm	ARMCHAIR ( <b>CONVERT</b> — COMPOSITION 1)	 226
w 37" x d 35 $\frac{3}{4}$ " x h 28 $\frac{1}{4}$ " w 94 x d 90 x h 72 cm	ARMCHAIR / LOUNGE CHAIR ( <b>JUGO</b> ) ARMCHAIR ( <b>UMOMOKU</b> )	 238
w 37 $\frac{3}{4}$ " x d 37 $\frac{3}{4}$ " x h 15 $\frac{3}{4}$ " w 95 x d 95 x h 40 cm	POUF ( <b>CONVERT</b> — COMPOSITION 6) LOW TABLE ( <b>JUGO</b> )	 201
w 28 $\frac{1}{4}$ " x d 28 $\frac{3}{4}$ " x h 35 $\frac{3}{4}$ " w 72 x d 73 x h 91 cm	ALL EASY CHAIRS AND CHAIRS ( <b>JUGO, OBLIQUE, OSMO, POLYGON</b> )	 251
w 18 $\frac{3}{4}$ " x d 17 $\frac{3}{4}$ " x h 38 $\frac{1}{4}$ " w 47 x d 45 x h 97 cm	BARSTOOL ( <b>JUGO</b> )	 234
w 31 $\frac{3}{4}$ " x d 44" x h 32 $\frac{3}{4}$ " w 80 x d 112 x h 83 cm	TABLE ( <b>JUGO</b> )	 269
w 55" x d 47 $\frac{1}{4}$ " x h 32 $\frac{3}{4}$ " w 140 x d 112 x h 83 cm	TABLE ( <b>JUGO</b> )	 347
w 78 $\frac{3}{4}$ " x d 39 $\frac{1}{4}$ " x h 28 $\frac{3}{4}$ " w 200 x d 100 x h 73 cm	TABLE ( <b>STRAIN</b> )	 337
w 94 $\frac{3}{4}$ " x d 39 $\frac{1}{4}$ " x h 28 $\frac{3}{4}$ " w 240 x d 100 x h 73 cm	TABLE ( <b>STRAIN</b> )	 404

w - width / d - depth / h - height

All prices are in USD

# Protective outdoor covers

COVER DIMENSIONS	USE	PRICE
w 110¼" × d 39¼" × h 28¾" w 280 × d 100 × h 73 cm	TABLE (STRAIN) 	444
w 51¼" × d 51¼" × h 28¾" w 130 × d 130 × h 73 cm	TABLES (STRAIN, TRIFIDAE) 	347
w 35¾" × d 35¾" × h 28¾" w 90 × d 90 × h 73 cm	TABLE (STRAIN, TRIFIDAE) 	238
w 27¾" × d 27¾" × h 41¼" w 70 × d 70 × h 105 cm	BAR TABLE (TRIFIDAE) 	267
w 33" × d 33" × h 15¾" w 84 × d 84 × h 40 cm	LOW TABLE (POLYGON, UMOMOKU) 	269
w 27¾" × d 27¾" × h 18" w 70 × d 70 × h 46 cm	LOW TABLE (STRAIN) 	186
w 42¾" × d 21¼" × h 11¾" w 108 × d 54 × h 30 cm	BENCH (UMOMOKU) 	152
w 20¾" × d 17¾" × h 15¾" w 53 × d 45 × h 40 cm	SIDE TABLE (JUGO) 	168

w - width / d - depth / h - height

All prices are in USD

# Contacts

---

## **Prostoria USA Inc**

### **Prostoria Showroom**

Mart, 3rd floor, Suite 381  
222 W Merchandise Mart Plaza  
60654 Chicago  
C + 1 917 517 6046  
usa@prostoria.eu

### **Prostoria Flagship Store Chicago**

303 West Illinois Street  
60654 Chicago  
C + 1 347 495 9569  
chicago@prostoria.eu

[www.prostoria.eu](http://www.prostoria.eu)

## **HQ and Production**

### **Prostoria Ltd.**

Pustodol Zacrecki 19G  
49 223 Sv. Kriz Zacetje  
Croatia  
T +385 49 200 555  
E [wholesale@prostoria.eu](mailto:wholesale@prostoria.eu)

COPYRIGHT 2026

The Price List is expressed in USD and is valid as of February 1<sup>st</sup> 2026, until new edition is published.  
The manufacturer reserves the right to change the prices.

Prostoria Ltd. is not responsible for errors made in the print. The photos are informative.  
Prostoria Ltd. reserves the right to change materials and drawings of the products presented in the pricelist without the prior notice.

Possible texture and colour variations are caused by the printing process.  
Possible deviations in dimensions of  $\pm 1\frac{1}{4}$ " (3 cm) for sofas and  $\pm \frac{3}{4}$ " (1 cm) for tables and products with metal or wooden structure.