



NUANS
nuansdesign.com

MSRP PRICE LIST

Content

General Information

Terms and Conditions

Guest / Dining / Side Chairs

Chair Pads

Barstool and Counter Stools

Office / Task Chairs

Lounge Chairs

Ottomans and Footstools

Co-Seating / Co-Working

Benches

Sofas

Dining / Conference / Meeting Tables

Bar / Bistro Tables

Side / Coffee / Occasional Tables

Shelves

General Information

Placing Orders

To submit orders or for product inquiries please e-mail: sales@nuansdesign.com

The following information is required when placing an order: Product Name/Description, Quantity, Fabric, End User Information, a Purchase Order Number, and an authorized signature as well as any product specific options (as outlined in the Price List).

Pricing

Prices shown are U.S. Domestic prices and apply to orders shipped within the United States. Prices do not include shipping and are subject to change. All pricing errors are subject to correction.

Terms

Prepayment is required for everyone. No exceptions.

Order Acknowledgement

Nuans office emails acknowledgement of each order within 24 business hours. If you do not receive acknowledgement in 48 hrs, please contact sales@nuansdesign.com or call the office at 201-345-5550.

Order acknowledgements will be made for each order and will indicate stock status or final production specifications. Buyers should check acknowledgements to be sure that all order details are correct. Orders will not be acknowledged or entered for production until all specification information is complete {see checklist for ordering}. Accepted orders are subject to the terms and conditions set forth herein, and on our acknowledgement, notwithstanding any variance in terms and conditions set forth on buyer's order form.

Customer's Own Material (COM)

Nuans Design will gladly accept orders using the customer's own material (COM). We strive to produce the same high quality workmanship whether you select our graded-in materials or use COM. Please be advised that if materials are purchased elsewhere, the customer is fully responsible for the condition of those goods. All COM fabric must be 54-55" wide. We recommend that customers carefully inspect all fabric, trim, and other materials prior to delivering those goods to NUANS. Please confirm with us, prior to purchase, the amount of yardage required based upon the requested product.

Yardage requirement information is listed in product pages for most of the products. We will need to know the fabric repeat (both vertical and horizontal) and the fabric width. In addition, to protect both of us from unforeseen circumstances, we may request additional yardage as insurance, as receiving more materials after the project has begun production is often not possible. We request that all fabric be delivered to us properly rolled on fabric tubes. We do not recommend folding decorator fabric in any way. Improper methods of fabric storage may result in permanent creases in customer goods. Folded or improperly rolled fabric may require extensive pressing and we will not guarantee the removal of creases or wrinkles. We will do our absolute best to work around flaws and imperfections. We reserve the right to refuse goods that are heavily flawed. Upon receipt of all COM goods, we assume you have carefully inspected them.

Please be advised that we are not in any way responsible for problems such as: Yardage shortage - Dye lot variation - Poor drape ability - Flaws and imperfections including tears, pulls or holes - Dirt spots, stains, or fading - Pattern drift or misalignment - Creases or wrinkles due to improper storage - Any undesirable outcome due to fabric imperfection. Nuans does not guarantee the performance of any fabric, material, or article purchased by the client for use in said work agreement.

COM Shipping Fees to Overseas Manufacturing Facilities

1 - 10 yards: \$250
Each additional 10 yards (up to 100 yards): \$75
Contact us for over 100 yards.

COM Shipping Instruction

We have several manufacturing facilities in countries around the world. Each country has its own customs rules and regulations. In order to ensure timely and smooth delivery of our customers' materials to the factories, we strongly recommend that customers ship their materials to our New Jersey warehouse. We will immediately forward those materials to the factories. Shipping expenses will be added to customers' invoices. However, thanks to our large volume of shipments to the factories, we will be able to ship customers' materials at a much lower cost. In most cases we cover customs duties, tariffs and similar expenses. We don't reflect those expenses to our customers.

Customizations & Private Label Manufacturing

Nuans is equipped to accept customizations. Even manufacturing your own designs is accepted with minimum order quantity requirements. Customized requests, special wood stain finishes, and special metal powder coatings are possible for many items upon request. Please consult our office with specs and details. Once we determine the applicability of your special requirements, a price quotation will be provided.

Lead Times

TOOU and NUANS collections are generally sold from inventory. Almost all items offered from these collections are in stock in the USA and can be shipped immediately. For backordered items, orders larger than what we have in stock, or items which are not in our stock program; please contact our office. NUANS customized order lead time is 10-12 weeks from the date order has been processed.

B&T is mostly made to order. B&T lead-time is 10-12 weeks from the date the order has been processed.

Prostoria is also made to order. Prostoria's standard lead time is 10-12 weeks from the date the order has been processed. Quicker lead times are available via airfreight with 20% markup.

True Design is also made to order. True Design's standard lead time is 14-16 weeks from the date the order has been processed.

Order Changes

Requests for changes to orders must be submitted in writing and are subject to approval and applicable cost.

Parts

Orders for parts must be submitted with a courier account number. Orders received without this information will ship COD.

Shipping

Nuans offers optional shipping and handling. Shipping and delivery is via common carrier. Shipping and handling charges are pre-calculated and prepaid by Nuans, then included in the original invoice at the time of shipment. This optional guaranteed shipping and handling enables the purchaser to pre-determine shipping and handling charges when ordering and provides the purchaser with a single invoice for both Nuans products and shipping and handling charges.

General shipping and handling charges are for curbside delivery only and do not include inside delivery, unpacking, removal of cartons, or installation. A request for call prior to delivery is an additional \$25. Additional charges will be determined on a per shipment basis. Should Nuans incur additional charges after billing due to delivery issues such as non-dock, re-delivery, or other issues, the customer may be liable for those additional charges. Please indicate special delivery instructions or issues with your order.

Contact Nuans for product, freight and creating information for shipments outside the Continental US. Orders are shipped FOB Avenel, New Jersey. Freight is prepaid by Nuans and allowed to one destination. Title of goods or changes when merchandise leaves Nuans' dock, and any subsequent freight damage and all freight claims are the responsibility of the purchaser or consignee to report to the carrier promptly upon receipt and to settle any issues or claims directly with the carrier.

Storage

If the customer will not accept delivery in accordance with Nuans' order confirmation when goods are ready to ship, Nuans reserves the right to transfer goods to storage at customer's risk and expense and deem such transfer as delivery for all purposes including invoicing and payment.

Additional Notes on Pricing

The net price will be increased by 5% if two different fabrics are used for upholstery on the same product.

The power unit or cable hole can be added to any B&T tabletop. The tabletop cutout price is net \$100.

Prostoria's minimum order amount for airfreight orders is \$1,500. 10% domestic shipping charge for Prostoria orders \$1500+

Nuans' liability hereunder shall not exceed the amount paid for the original piece of furniture. Nuans will replace or repair the piece of furniture at Nuans' availability. Warranty coverage is provided in the United States of America only.

Our obligation during this warranty period is limited to repair or replacement at our option. We offer no warranty on chair upholstery materials, operating components, other than those expressed by the manufacturer of those components.

This warranty becomes null and void on any goods repaired or altered by any person not so authorized by Nuans or its manufacturers or any merchandise which has been subject to misuse, improper storage, including placing chairs sitting down on tables, negligence, or accident.

We make no other warranties either expressed or implied as to any matter whatsoever, including without limitation, the condition of the merchandise, its merchantability, or its fitness for any user or purpose.

Warranty Support

For damage and parts support email: sales@nuansdesign.com All claims will be processed by the Customer Service Department. All returns must be authorized in writing. Merchandise authorized for return and subsequent repair or replacement merchandise shall be removed from service, all shipping and installation charges shall be at the expense of the customer. Since furniture is installed and used under a variety of conditions, users are required to make inspections every six months to look for damage or signs of structural fatigue incurred in daily handling, use, or abuse. Inspections must include but are not limited to, the tightening of bolts and fasteners, and the lubrication of mechanisms. Failure to properly maintain Nuans products will void this warranty.

Return Policy

Please inspect your purchase immediately upon delivery. If there is a problem with your order, contact our Customer Service team at {201} 345-5550 within three {3}{7} days of receipt. You may also contact us at sales@nuansdesign.com If you receive a damaged, defective or incorrect item, we will work with you to make things right.

If you wish to return an item, your refund will be reduced by a restocking charge equal to 30% of the purchase price and you will be responsible for outbound and return shipping and delivery charges. Returns must be received in original condition within 30 days.

Credit card orders will receive refunds in the form of a credit back to the original account. Check and cash payments will be returned via a refund check.

Please be aware that furniture is susceptible to damage during transit. We take great care to pack shipments so that they will arrive safely, so be sure to retain the original packing materials, original receipt, and all merchandise tags for any item that you wish to return to us. You may have to provide supplementary packing materials if the outer carton has been worn during the original trip out to you. Standard Shipping and White Glove Delivery Service charges are not refundable. We do not accept any returns or exchanges on custom or special order furniture.

Cancellation Policy

In-stock items normally ship within 24-48 hours after an order has been placed. If you order by credit card, your card will be charged as each item is shipped. We will accept cancellation of your order for items that have not shipped or that are on backorder. Once an item has shipped, cancellation is not possible. Custom and special-order items cannot be canceled. Orders may not be terminated without Nuans' consent. Cancellation will not be accepted after fabric has been cut or after materials have been placed on order.

Terms & Conditions

Dimensions

Dimensions noted are approximate and may deviate slightly.

Care and Maintenance

To maintain the appearance of fabric upholstery, regular vacuuming is required. For the treatment of stains, consulting a professional cleaning service is suggested.

For optimal leather upholstery maintenance, dust regularly and wipe clean with a cloth dampened with mild liquid soap and water. For the treatment of stains, consulting a professional cleaning service is suggested.

Claims

All claims should be emailed to sales@nuansdesign.com. Nuans take the utmost care in packaging and shipping. Nuans is not responsible for damage suffered in transit or during storage. The customer must examine merchandise upon receipt and note any obvious damage on the carrier's delivery receipt. Nuans liability ends when the carrier issues a clear receipt to Nuans, which is an acknowledgment by the transportation company that the shipment has been received by them in good condition. Do not give the carrier a clear receipt for cartons appearing to be damaged. If the customer finds the contents are damaged upon opening, unpacking should be stopped immediately and an inspector of the transportation company called to examine the shipment and indicate on the delivery receipt the exact condition of the contents. Any concealed damage must be reported to Nuans in writing, within 24 hours of receipt. All packaging materials are required to be kept for inspection. Failure to make such claims shall constitute full acceptance of the merchandise.

Warranty

Nuans Design { Nuans } warrants all lines of merchandise represented and distributed by Nuans is manufactured in accordance with high industrial and design standards and is warranted to be free from defects of material and workmanship for a period of {3} three years. Warranty coverage begins on the date the unit is originally sold by Nuans.

This warranty covers goods under normal use and is in service under conditions for which the merchandise is designed.

Warranty Limitations

Nuans limited warranty does not cover defects, damages, or failures caused by the common carrier, user, or other persons, pets, or rodents, or resulting from, without limitation, any of the following: careless handling; modifications of any type, for any reason; incorrect use or any use in a manner inconsistent with the design of the furniture {i.e. standing on a chair, which should only be used for seating}; lack of routine proper maintenance; use of abrasive or improper cleaners; or acts of nature, such as lightning, floods, earthquakes, etc. In addition, Nuans will not be responsible for incidental or consequential damages or losses from any cause including its own negligence, including without limitation loss of time, inconvenience, or commercial loss. This limited warranty does not include labor, transportation, or other costs incurred in the shipment of the original unit, or loss of use damage, including loss of sales, profit, or business advantage of any kind under any circumstances. Furniture is excluded from warranty coverage if any addition, deletion, or modification of any kind whatsoever has been made to the unit.

GUEST / DINING / SIDE CHAIRS and ARMCHAIRS

ACER

NUANS



CHAIR # 1.5 yd 20 sq.ft
SEAT PAD # 0.6 yd 9 sq.ft

MSRP							
	METAL	COM/COL &A	B	C	D	E	LEATHER
INDOOR	\$635	X	X	X	X	X	X
OUTDOOR ALL METAL	X	\$850	\$905	\$1,075	\$1,175	\$1,420	\$1,100
SEAT PAD	X	\$195	\$245	\$270	\$340	\$380	\$480

DIMENSIONS				
W	D	H	SH	Arm H
25.5"	21.6"	30.7"	18.15"	29"

ALAMOSA

NUANS



0.7 yd 11 sq.ft

MSRP				
	ALL WOOD	COM/COL&A	B	C
ASHWOOD	\$600	X	X	X

DIMENSIONS			
W	D	H	SH
17.95"	18.90	30.71"	18.11"

ALAMOSA ARMCHAIR

NUANS



0.7 yd 11 sq.ft

MSRP				
	ALL WOOD	COM/COL&A	B	C
ASHWOOD	\$750	X	X	X

DIMENSIONS			
W	D	H	SH
22.05"	18.90"	30.71"	18.11

ALEK

Solid wood structure. Upholstered seat. Fully assembled.

B&T



0.7 yd 11 sq.ft

MSRP						
COM/COL&A	B	C	D	E	F	Leather
\$1,520	\$1,550	\$1,585	\$1,625	\$1,665	\$1,700	\$1,650

DIMENSIONS				
W	D	H	SH	Arm H
24"	22"	29.5"	18.5"	26.5"

GUEST / DINING / SIDE CHAIRS and ARMCHAIRS

ADAPTA N232TA CANTILEVER BASE

NUANS



CAT.1	CAT.2	CAT.3	CAT.5	CAT.7
\$670	\$710	\$740	\$785	\$840
W		D		H
22"		22"		32.3"

ADAPTA N230V 4-LEGGED BASE

NUANS



CAT.1	CAT.2	CAT.3	CAT.5	CAT.7
\$640	\$670	\$710	\$755	\$810
W		D		H
20"		22"		32.3"

ADAPTA AV231V 4-LEGGED BASE AND ARM-

NUANS



CAT.1	CAT.2	CAT.3	CAT.5	CAT.7
\$730	\$770	\$810	\$855	\$905
W		D		H
23.6"		22"		32.3"

ADAPTA N232TA 4-LEGGED BASE AND ARMRESTS, RIGHT-HANDED

NUANS



CAT.1	CAT.2	CAT.3	CAT.5	CAT.7
\$915	\$955	\$985	\$1,030	\$1,080
W		D		H
24.8"		24.8"		32.3"

GUEST / DINING / SIDE CHAIRS and ARMCHAIRS

ANOTHER CHAIR

B&T



0.43 yd ✪ 4.55 sq.ft

MSRP								
	WO-UP	COM/COL &A	B	C	D	E	F	Leather
PLAIN	\$1,380	X	X	X	X	X	X	X
S-UP	X	\$1,565	\$1,590	\$1,620	\$1,655	\$1,690	\$1,725	\$1,680
UP	X	\$1,690	\$1,720	\$1,755	\$1,795	\$1,835	\$1,870	\$1,820

DIMENSIONS				
W	D	H	SH	Arm H
22.6"	20.9"	29.1"	18.1"	25.6"

Plain: Without Upholstery, S-UP: Seat Upholstered, UP: Upholstery

BANGI

BABEL D



MSRP	
METAL	
\$845	

DIMENSIONS		
W	D	H
20.5"	22.8"	30.7"

BELLEVUE

NUANS



MSRP	
\$385	

DIMENSIONS			
W	D	H	SH
17.7"	17.7"	31.5"	18"

BELLEVUE ARM CHAIR

NUANS



MSRP	
\$395	

DIMENSIONS			
W	D	H	SH
17.7"	17.7"	31.5"	18"

GUEST / DINING / SIDE CHAIRS and ARMCHAIRS

CADREA

Polypropylene - UV Resistant Monobloc.

TOOU



#0,25 yd 6 sq.ft

MSRP			
CHAIR PP	SEAT PAD	COM	
\$210	\$70	\$70	

DIMENSIONS			
W	D	H	SH
18.5"	18.5"	31"	18"

CAMAROSA

NUANS



2.5yd 36 sq.ft

MSRP					
COM/COL&A	B	C	D	E	Leather
\$805	\$875	\$1,085	\$1,210	\$1,520	\$1,120

DIMENSIONS			
W	D	H	SH
23.5"	21.7"	30.1"	18"

CONTI

Powder coated metal structure. Fully assembled.

NUANS



MSRP
METAL
\$210

DIMENSIONS			
W	D	H	SH
17"	21"	34"	18"

DAISY SLED BASE

Injection molded contract grade foam. Various base options. Fully assembled.

B&T



#1,5 yd 23 sq.ft

MSRP						
COM/COL&A	B	C	D	E	F	Leather
\$1,045	\$1,100	\$1,170	\$1,245	\$1,315	\$1,385	X

DIMENSIONS					
W	D	H	SH	ArmH	SD
23.5"	21"	32"	18"	24.5"	15.7"

Base finish options: Powder coated in available RAL colors..

GUEST / DINING / SIDE CHAIRS and ARMCHAIRS

DAISY PLYWOOD BASE

B&T



1,5 yd ✪ 23 sq.ft

MSRP						
COM/COL&A	B	C	D	E	F	Leather
\$1,235	\$1,290	\$1,360	\$1,430	\$1,505	\$1,575	X

DIMENSIONS					
W	D	H	SH	ArmH	SD
23"	21"	32"	16"	24"	15.7"

Wood base can be stained in natural ash, walnut or black colors.

DAISY 4 PRONGS SWIVEL BASE

B&T



1,5 yd ✪ 23 sq.ft

MSRP						
COM/COL&A	B	C	D	E	F	Leather
\$1,150	\$1,205	\$1,275	\$1,350	\$1,420	\$1,490	X

DIMENSIONS					
W	D	H	SH	ArmH	SD
23.5"	21"	32"	16"	24"	15.7"

Base can be powder painted as per RAL colors.

DANTE

Solid wood frame with metal seat support. Plywood seat and backrest. Stackable x 3

B&T



0,8yd ✪ 14 sq.ft Upholstered Seat
1,2yd ✪ 20 sq.ft Upholstered Seat & Backrest*

MSRP								
	WO-UP	COM/COL &A	B	C	D	E	F	Leather
All Wood	\$830	X	X	X	X	X	X	X
S-UP	X	\$895	\$920	\$955	\$990	\$1,020	\$1,055	\$1,010
UP	X	\$1,000	\$1,035	\$1,085	\$1,135	\$1,180	\$1,230	\$1,170

DIMENSIONS			
W	D	H	SH
19.5"	19"	32.5"	18"

* NewKing, Canyon, Vita, Brussel, and Leather is not available for the backrest upholstery.

DAZZLE METAL

NUANS



MSRP					
COM/COL &A	B	C	D	E	Leather
\$870	\$935	\$1,105	\$1,205	\$1,460	\$1,130

DIMENSIONS			
W	D	H	SH
21.6"	24"	31.9"	18.5"

GUEST / DINING / SIDE CHAIRS and ARMCHAIRS

DAZZLE WOOD

NUANS



MSRP					
COM/COL &A	B	C	D	E	Leather
\$1,010	\$1,075	\$1,250	\$1,350	\$1,605	\$1,270

DIMENSIONS			
W	D	H	SH
21.6"	24"	31.5"	18.5"

DAZZLE CONE

NUANS



MSRP					
COM/COL &A	B	C	D	E	Leather
\$1,160	\$1,235	\$1,435	\$1,555	\$1,855	\$1,465

DIMENSIONS			
W	D	H	SH
21.6"	24"	32"	18"

DIAMOND DIMPLE / DIMPLE PERFORATED

Shell: Polypropylene 85% / fiber glass 15%, UV resistant, matte texture.
Base: chrome or gold metal legs. Simple assembly required.

KUBIKOFF



MSRP					
PP					
\$250					

DIMENSIONS					
W	D	H	SH	ArmH	
20.5"	23"	32"	18"	24"	

*seat pads available
* Sold while inventory lasts

DIAMOND V9

* Sold while inventory lasts

KUBIKOFF



MSRP			
PP			
\$255			

DIMENSIONS			
W	D	H	SH
20.5"	23"	32"	18"

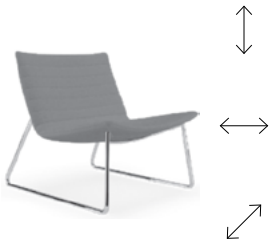
*seat pads available

GUEST / DINING / SIDE CHAIRS and ARMCHAIRS

DAMATRÀ

C1520V CHROME ARMCHAIR

NUANS



CAT.2	CAT.3	CAT.4	CAT.5	CAT.6	CAT.7
\$1,795	\$1,860	\$2,160	\$1,945	\$2,510	\$2,045
W		D		H	
27.6"		30.7"		28.7"	

DAMATRÀ

C1521B SWIVEL ARMCHAIR, 4-STAR ALUMINUM BASE

NUANS



CAT.2	CAT.3	CAT.4	CAT.5	CAT.6	CAT.7
\$1,550	\$1,620	\$1,915	\$1,700	\$2,265	\$1,800
W		D		H	
27.6"		29"		31.5"	

DAMATRÀ

C1522B SWIVEL ARMCHAIR, 4-LEGGED PYRAMID BASE Ø840

NUANS



CAT.2	CAT.3	CAT.4	CAT.5	CAT.6	CAT.7
\$1,665	\$1,730	\$2,030	\$1,815	\$2,380	\$1,770
W		D		H	
27.6"		33"		32.3"	

GUEST / DINING / SIDE CHAIRS and ARMCHAIRS

DAMATRÀ

C1523B SWIVEL ARMCHAIR, 4-STAR ALUMINUM BASE

NUANS



CAT.2	CAT.3	CAT.4	CAT.5	CAT.6	CAT.7
\$1,425	\$1,480	\$1,755	\$2,280	\$2,065	\$1,640
W		D		H	
26.8"		27.6"		32.3"	

DAMATRÀ

C1524V SWIVEL ARMCHAIR, INOX STEEL DISC PEDESTAL BASE

NUANS



CAT.2	CAT.3	CAT.4	CAT.5	CAT.6	CAT.7
\$1,670	\$1,730	\$1,995	\$1,805	\$2,310	\$1,900
W		D		H	
26.8"		19"		32.7"	

DAMATRÀ

C1525B SWIVEL ARMCHAIR, 4-LEGGED PYRAMID BASE Ø840

NUANS



CAT.2	CAT.3	CAT.4	CAT.5	CAT.6	CAT.7
\$1,585	\$1,645	\$1,915	\$1,725	\$2,220	\$1,805
W		D		H	
26.8"		33"		32.3"	

GUEST / DINING / SIDE CHAIRS and ARMCHAIRS

DION SIDE CHAIR

Solid wood structure. Upholstered seat. The backrest' back upholstery is optional. Fully assembled.

B&T



1 yd 14 sq.ft

MSRP							
COM/COL&A	B	C	D	E	F	Leather	
Classic	\$1,290	\$1,340	\$1,410	\$1,485	\$1,555	\$1,630	\$1,535
Upholstered	\$1,310	\$1,365	\$1,435	\$1,510	\$1,580	\$1,650	\$1,560

DIMENSIONS				
W	D	H	SH	
18.5"	21.5"	30,5"	18.5"	

DION ARMCHAIR

B&T



1 yd 14 sq.ft

MSRP							
COM/COL&A	B	C	D	E	F	Leather	
Classic	\$1,335	\$1,365	\$1,460	\$1,530	\$1,605	\$1,675	\$1,580
Upholstered	\$1,355	\$1,365	\$1,480	\$1,555	\$1,625	\$1,695	\$1,605

DIMENSIONS				
W	D	H	SH	SH
18.5"	21.5"	30,5"	18.5"	18.5"

* The backrest' back upholstery is optional. Please select.

DOT VENEERED WOOD SEAT

Plywood seat and back. Upholstered backpad. Seat upholstery is optional. Metal base. Fully assembled.

B&T



0,4 yd 6.5 sq.ft

MSRP							
COM/COL&A	B	C	D	E	F	Leather	
without ARM	\$760	\$775	\$795	\$815	\$835	\$860	\$835
with ARM	\$835	\$875	\$930	\$980	\$1,035	\$1,090	\$1,020

DIMENSIONS						
W	D	H	SH	AH	SD	
19.5"	20"	33,5"	16.5"	~ / 25.5"	14.5"	

* Stackable x 4.

DOT UPHOLSTERED SEAT

B&T



0,7 yd 10 sq.ft

MSRP							
COM/COL&A	B	C	D	E	F	Leather	
without ARM	\$795	\$810	\$830	\$850	\$870	\$890	\$865
with ARM	\$885	\$925	\$980	\$1,035	\$1,090	\$1,140	\$1,070

DIMENSIONS						
W	D	H	SH	AH	SD	
19.5"	20"	33,5"	16.5"	~ / 25.5"	15.7"	

* Stackable x 4.

GUEST / DINING / SIDE CHAIRS and ARMCHAIRS

DUPONT

Powder coated metal frame

B&T



1.1 yd 18 sq.ft

MSRP	
Ashwood	\$690

DIMENSIONS				
W	D	H	SH	SD
20"	21.5"	33"	18.5"	14"

*Stackable x 4.

DUPONT UPHOLSTERED SEAT

Plywood seat - Powder coated metal frame

B&T



1.1 yd 18 sq.ft

MSRP						
COM/COL&A	B	C	D	E	F	Leather
\$760	\$795	\$840	\$885	\$930	\$980	\$920

DIMENSIONS				
W	D	H	SH	SD
20"	21.5"	33"	18.5"	14"

FLA

TOOU



1.5 yd 23 sq.ft

MSRP	
PP	PAD
\$230	\$90 (TOOU Fabrics)

DIMENSIONS			
W	D	H	SH
20.8"	22.4"	30.3"	18.5"

GAO CHAIR

* Sold while inventory lasts

BABEL D



MSRP	
Metal	
\$820	

DIMENSIONS		
W	D	H
17.7"	19.7"	31.5"

GUEST / DINING / SIDE CHAIRS and ARMCHAIRS

GRACE WOOD - UPHOLSTERED BACK

B&T



2 yd ☆ 28 sq.ft

MSRP						
COM/COL&A	B	C	D	E	F	Leather
\$1,750	\$1,825	\$1,925	\$2,030	\$2,130	\$2,235	\$2,110

DIMENSIONS					
W	D	H	SH	Arm H	SD
23.6"	23"	33"	19.3"	25.2"	17.8"

GRACE WOOD - PLYWOOD BACK

B&T



2 yd ☆ 28 sq.ft

MSRP						
COM/COL&A	B	C	D	E	F	Leather
\$1,975	\$2,025	\$2,090	\$2,155	\$2,215	\$2,280	\$2,205

DIMENSIONS					
W	D	H	SH	Arm H	SD
23.6"	23"	33"	19.3"	25.2"	17.8"

GRACE PREMIUM S - UPHOLSTERED BACK

B&T



2 yd ☆ 28 sq.ft

MSRP						
COM/COL&A	B	C	D	E	F	Leather
\$1,755	\$1,835	\$1,935	\$2,040	\$2,140	\$2,245	\$2,120

DIMENSIONS					
W	D	H	SH	Arm H	SD
23.6"	23"	33"	19.3"	25.2"	17.8"

GRACE PREMIUM S - PLYWOOD BACK

B&T



2 yd ☆ 28 sq.ft

MSRP						
COM/COL&A	B	C	D	E	F	Leather
\$1,960	\$2,010	\$2,075	\$2,135	\$2,200	\$2,265	\$2,185

DIMENSIONS					
W	D	H	SH	Arm H	SD
23.6"	23"	33"	19.3"	25.2"	17.8"

GUEST / DINING / SIDE CHAIRS and ARMCHAIRS

HOLI SIDE CHAIR I SOLID/PERFORATED

Seat: Polypropylene, UV resistant. Galvanized metal base. Stackable x 6.
Simple assembly required. Indoor/Outdoor.

TOOU



MSRP			
PP			
\$215			
DIMENSIONS			
W	D	H	SH
19"	20"	31"	18.5"

* Stackable x 6.

HOLI ARMCHAIR I SOLID/PERFORATED

TOOU



MSRP			
PP			
\$240			
DIMENSIONS			
W	D	H	SH
21.5"	20"	31"	18.5"

* Stackable x 6.

HOLI SLED BASE - SIDE CHAIR I SOLID/PERFORATED

TOOU



MSRP			
PP			
\$230			
DIMENSIONS			
W	D	H	SH
22"	19.5"	31.5"	18.5"

*Sled base connector is available for extra charge. \$10 per 30pcs.

HOLI SLED BASE - ARMCHAIR I SOLID/PERFORATED

TOOU



MSRP			
PP			
\$265			
DIMENSIONS			
W	D	H	SH
23"	19.5"	31.5"	18.5"

*Sled base connector is available for extra charge. \$10 per 30pcs.

HOLI EASY UP SEAT COVER

TOOU



1.1 yd

MSRP	
FABRIC UPHOLSTERY	COM
\$175	\$ 210

GUEST / DINING / SIDE CHAIRS and ARMCHAIRS

HOST N1650B SWIVEL ARMCHAIR, 4-STAR ALUMINUM BASE

NUANS



CAT.2	CAT.3	CAT.4	CAT.5	CAT.6	CAT.7
\$1,395	\$1,440	\$1,830	\$1,500	\$2,165	\$1,560
W		D		H	
23.6"		27.6"		31.5"	

HOST N1654G SWIVEL ARMCHAIR, HEIGHT ADJUSTABLE, NYLON BASE ON CASTOR

NUANS



CAT.2	CAT.3	CAT.4	CAT.5	CAT.6	CAT.7
\$1,230	\$1,275	\$2,310	\$1,330	\$1,995	\$1,395
W		D		H	
23.6"		25.2"		32.3"	

HOST N1651B SWIVEL ARMCHAIR, BLACK 4-STAR PYRAMID NYLON BASE

NUANS



CAT.2	CAT.3	CAT.4	CAT.5	CAT.6	CAT.7
\$1,320	\$1,365	\$1,760	\$1,425	\$2,100	\$1,495
W		D		H	
23.6"		26.4"		32.3"	

HOST N1652B SWIVEL ARMCHAIR, BLACK 4-STAR PYRAMID NYLON BASE ON

NUANS




CAT.2	CAT.3	CAT.4	CAT.5	CAT.6	CAT.7
\$1,320	\$1,375	\$1,760	\$1,425	\$2,100	\$1,495
W		D		H	
23.6"		26.4"		32.3"	

GUEST / DINING / SIDE CHAIRS and ARMCHAIRS

HOST CP1658V POWDER PAINTED CANTILEVER ARMCHAIR

NUANS



CAT.2	CAT.3	CAT.4	CAT.5	CAT.6	CAT.7
\$1,290	\$1,335	\$1,730	\$1,395	\$2,065	\$1,465
W		D		H	
23.6"		22.8"		32.3"	

HOST CP1659V GUEST CHAIR, POWDER PAINTED 4-LEGGED BASE


NUANS



CAT.2	CAT.3	CAT.4	CAT.5	CAT.6	CAT.7
\$1,265	\$1,315	\$1,700	\$1,365	\$2,035	\$1,435
W		D		H	
23.6"		23.6"		32.3"	

HOST W-N1655V ARMCHAIR, 4-LEGGED SOLID ASH WOOD BASE, NATURAL FINISH


NUANS



CAT.2	CAT.3	CAT.4	CAT.5	CAT.6	CAT.7
\$1,455	\$1,510	\$1,900	\$1,560	\$2,235	\$1,630
W		D		H	
21.6"		23.6"		31"	

JAY N09V-WN 4-LEGGED BASE


NUANS



CAT.1	CAT.2	CAT.3	CAT.5	CAT.7
\$670	-	-	-	-
W		D		H
19.3"		20.9"		30"


GUEST / DINING / SIDE CHAIRS and ARMCHAIRS

JAY N10V BLACK PAINTED 4-LEGGED BASE WITH BACKREST **NUANS**



CAT.1	CAT.2	CAT.3	CAT.5	CAT.7
\$1,090	\$1,100	\$1,130	\$1,150	\$1,190
W		D		H
19.3"		20.9"		32.7"

JAY W11V BACKREST AND 4-LEGGED BASE, UPHOLSTERED SEAT AND BACK PAD **NUANS**



CAT.1	CAT.2	CAT.3	CAT.5	CAT.7
\$1,360	\$1,380	\$1,405	\$1,435	\$1,465
W		D		H
19.3"		20.9"		32.7"

JAY N12B SWIVEL CHAIR, BLACK NYLON PYRAMID 4-SPIKES BASE **NUANS**



CAT.1	CAT.2	CAT.3	CAT.5	CAT.7
\$1,160	\$1,185	\$1,205	\$1,235	\$1,265
W		D		H
19.3"		26.4"		32.3"

JAY C13B SWIVEL CHAIR, POLISHED ALUMINUM PYRAMID 4-SPIKES BASE **NUANS**



CAT.1	CAT.2	CAT.3	CAT.5	CAT.7
\$1,375	\$1,395	\$1,420	\$1,450	\$1,480
W		D		H
19.3"		28.3"		32"

GUEST / DINING / SIDE CHAIRS and ARMCHAIRS

JAY

N14B

SWIVEL CHAIR, BLACK NYLON PYRAMID 4-SPIKES BASE ON CASTORS

NUANS



CAT.1	CAT.2	CAT.3	CAT.5	CAT.7
\$1,165	\$1,190	\$1,210	\$1,245	\$1,275
W		D		H
19.3"		26.4"		32.3"

JAY

N15G

SWIVEL CHAIR, GAS PUMP, NYLON BASE ON CASTORS

NUANS



CAT.1	CAT.2	CAT.3	CAT.5	CAT.7
\$1,035	\$1,060	\$1,080	\$1,115	\$1,145
W		D		H
19.3"		25.2"		32.3-37"

JAY

BRN10

PAIR OF ARMRESTS Ø14, BLACK PAINTED STEEL

NUANS



CAT.1	CAT.2	CAT.3	CAT.5	CAT.7
\$205	-	-	-	-

GUEST / DINING / SIDE CHAIRS and ARMCHAIRS

JOS CHAIR

BABEL D



MSRP		
Metal		
\$1,125		
DIMENSIONS		
W	D	H
19.7"	20.1"	31.5"

JOS CUSHION

BABEL D



MSRP	
CHAIR CUSHION	
\$210	

JOI JOI 20

Seat: Polypropylene, air injection technology. UV resistant. Various seat cover options.

TOOU



MSRP			
STRUCTURE	STANDARD DARK GRAY CUSHION	SUNBRELLA CUSHION	COM CUSHION
\$225	\$70	\$105	\$115
DIMENSIONS			
W	D	H	SH
19"	20.5"	30"	18.5"

0,4 yd

w/sunbrella seat cover

JOI JOI 24

TOOU



MSRP			
STRUCTURE	STANDARD DARK GRAY CUSHION	SUNBRELLA CUSHION	COM CUSHION
\$225	\$70	\$105	\$115
DIMENSIONS			
W	D	H	SH
21.5"	20.5"	32"	18.5"

#0,4 yd

w/sunbrella seat cover

JOI JOI 36

TOOU



MSRP			
STRUCTURE	STANDARD DARK GRAY CUSHION	SUNBRELLA CUSHION	COM CUSHION
\$225	\$70	\$105	\$115
DIMENSIONS			
W	D	H	SH
18.5"	20.5"	33"	18.5"

#0,4 yd

w/sunbrella seat cover

GUEST / DINING / SIDE CHAIRS and ARMCHAIRS

KANO CHAIR

BABEL D



MSRP			
SIDE CHAIR	ARM CHAIR		
\$670	\$755		
DIMENSIONS			
W	D	H	SH
20.1"	22.4"	32.3"	17.7"

KANO CUSHION

BABEL D



MSRP
CHAIR CUSHION
\$180

KISSI CHAIR

BABEL D



MSRP			
SIDE CHAIR			
\$790			
DIMENSIONS			
W	D	H	SH
21.7"	21.7"	31.5"	18.5"

KISSI CUSHION 4 side & round chairs

BABEL D



MSRP
CHAIR CUSHION
\$180

LAMY SLED BASE

Injection molded contract grade foam. Various base options. Fully assembled.

B&T



1.8 yd ✪ 26 sq.ft

MSRP						
COM/COL&A	B	C	D	E	F	Leather
\$1,240	\$1,335	\$1,455	\$1,580	\$1,700	\$1,825	\$1,500
DIMENSIONS						
W	D	H	SH	Arm H	SD	
23.5"	25"	31.5"	19"	24"	18"	

Base finish options: Powder coated in available RAL colors..

GUEST / DINING / SIDE CHAIRS and ARMCHAIRS

LAMY X BASE

B&T



1.8 yd 26 sq.ft

MSRP						
COM/COL&A	B	C	D	E	F	Leather
\$1,290	\$1,380	\$1,500	\$1,625	\$1,750	\$1,870	\$1,545

DIMENSIONS					
W	D	H	SH	Arm H	SD
23.5"	25"	31.5"	19"	24"	18"

Base finish options: Powder coated in available RAL colors..

LAMY ELLIPSE BASE - Swivel -

B&T



1.8 yd 26 sq.ft

MSRP						
COM/COL&A	B	C	D	E	F	Leather
\$1,355	\$1,450	\$1,570	\$1,695	\$1,815	\$1,940	\$1,615

DIMENSIONS					
W	D	H	SH	Arm H	SD
23.5"	25"	31.5"	19"	24"	18"

Base finish options: Powder coated in available RAL colors .

LAMY PREMIUM - Swivel -

B&T



1.8 yd 26 sq.ft

MSRP						
COM/COL&A	B	C	D	E	F	Leather
\$1,725	\$1,815	\$1,940	\$2,065	\$2,185	\$2,305	\$1,985

DIMENSIONS					
W	D	H	SH	Arm H	SD
23.5"	25"	31.5"	19"	24"	18"

Base finish options: Powder coated in available RAL colors .

LAMY WOOD BASE - Swivel -

B&T



1.8 yd 26 sq.ft

MSRP						
COM/COL&A	B	C	D	E	F	Leather
\$1,655	\$1,750	\$1,870	\$1,995	\$2,115	\$2,240	\$1,915

DIMENSIONS					
W	D	H	SH	Arm H	SD
23.5"	25"	31.5"	19"	24"	18"

GUEST / DINING / SIDE CHAIRS and ARMCHAIRS

LUNA N1680B SWIVEL ARMCHAIR, 4-STAR BLACK PAINTED ALUMI-

NUANS



CAT.2	CAT.3	CAT.4	CAT.5	CAT.6	CAT.7
\$1,525	\$1,580	\$2,190	\$1,645	\$2,520	\$1,730
W		D		H	
22"		22"		32.3"	

LUNA N1682B SWIVEL ARMCHAIR, BLACK 4-SPIKES PYRAMID NY-

NUANS



CAT.2	CAT.3	CAT.4	CAT.5	CAT.6	CAT.7
\$1,465	\$1,525	\$1,905	\$1,595	\$2,240	\$1,670
W		D		H	
22"		22"		32.3"	

LUNA N1683B SWIVEL ARMCHAIR, BLACK 4-SPIKES PYRAMID NYLON BASE ON

NUANS



CAT.2	CAT.3	CAT.4	CAT.5	CAT.6	CAT.7
\$1,465	\$1,525	\$1,905	\$1,595	\$2,240	\$1,670
W		D		H	
22"		22"		32.3"	

GUEST / DINING / SIDE CHAIRS and ARMCHAIRS

LUNA C1681B SWIVEL ARMCHAIR, 4-STAR POLISHED ALUMINUM


NUANS



CAT.2	CAT.3	CAT.4	CAT.5	CAT.6	CAT.7
\$1,465	\$1,525	\$1,905	\$1,595	\$2,240	\$1,670
W		D		H	
22"		22"		32.3"	

LUNA W-N1685V ARMCHAIR, 4-LEGGED NATURAL VARNISHED BEECH WOOD LEGS

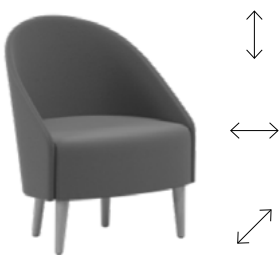
NUANS



CAT.2	CAT.3	CAT.4	CAT.5	CAT.6	CAT.7
\$1,760	\$1,820	\$2,205	\$1,890	\$2,540	\$1,975
W		D		H	
22"		22"		32.3"	

LUNA W-N1686V ARMCHAIR, NATURAL VARNISHED BEECH WOOD FEET

NUANS



CAT.2	CAT.3	CAT.4	CAT.5	CAT.6	CAT.7
\$1,710	\$1,795	\$2,295	\$1,890	\$2,765	\$2,005
W		D		H	
22"		22"		32.3"	

GUEST / DINING / SIDE CHAIRS and ARMCHAIRS

METROPOLITAN C8070AV HIGH BACK ARMCHAIR FREE FLOATING TILT MECHANISM INOX STEEL PEDESTAL BASE **NUANS**



CAT.2	CAT.3	CAT.4	CAT.5	CAT.6	CAT.7
\$3,010	\$3,110	\$3,695	\$3,225	\$4,275	\$3,365
W 24.8"		D 27.6"		H 45.3"	

METROPOLITAN C8071B MID BACK SWIVEL ARMCHAIR, 4-STAR ALUMINUM BASE **NUANS**



CAT.2	CAT.3	CAT.4	CAT.5	CAT.6	CAT.7
\$2,210	\$2,300	\$2,825	\$2,415	\$3,340	\$2,545
W 24.8"		D 27.6"		H 40.2"	

METROPOLITAN C8070AB HIGH BACK ARMCHAIR FREE FLOATING TILT MECHANISM, 4-STAR ALUMINUM BASE **NUANS**



CAT.2	CAT.3	CAT.4	CAT.5	CAT.6	CAT.7
\$2,570	\$2,670	\$3,260	\$2,790	\$3,835	\$2,930
W 24.8"		D 29"		H 45.3"	

GUEST / DINING / SIDE CHAIRS and ARMCHAIRS

METROPOLITAN C8072B SWIVEL ARMCHAIR, 4-STAR ALUMINUM BASE

NUANS



CAT.2	CAT.3	CAT.4	CAT.5	CAT.6	CAT.7
\$2,020	\$2,095	\$2,570	\$2,190	\$3,010	\$2,305
W		D		H	
24"		27.6"		31.5"	

METROPOLITAN C8072V SWIVEL ARMCHAIR, INOX STEEL PEDESTAL BASE Ø470


NUANS



CAT.2	CAT.3	CAT.4	CAT.5	CAT.6	CAT.7
\$2,305	\$2,380	\$2,840	\$2,480	\$3,285	\$2,595
W		D		H	
24"		25.2"		31.5"	

METROPOLITAN W-N8072V ARMCHAIR, 4-LEGGED NATURAL VARNISHED BEECH WOOD LEGS

NUANS



CAT.2	CAT.3	CAT.4	CAT.5	CAT.6	CAT.7
\$2,315	\$2,400	\$2,850	\$2,485	\$3,290	\$2,600
W		D		H	
24"		25.6"		31.5"	

GUEST / DINING / SIDE CHAIRS and ARMCHAIRS

LORENZO

NUANS



1.6 yd 23 sq ft

MSRP						
COM/COL&A	B	C	D	E	Leather	
POWDER COATED	\$875	\$930	\$1,095	\$1,195	\$1,440	\$1,125

DIMENSIONS			
W	D	H	SH
20.5"	20.9"	31.9"	18.1"

MENTOR PREMIUM SWIVEL

Injection molded contract grade foam. Swivel metal base. Fully assembled.

B&T



1.7 yd 24 sq.ft

MSRP						
COM/COL&A	B	C	D	E	F	Leather
	\$1,955	\$2,025	\$2,115	\$2,210	\$2,300	\$2,275

DIMENSIONS						
W	D	H	SH	Arm H	SD	
25"	25"	39.5"	18"	27.5"	19.7"	

Base can be powder painted as per RAL colors.

MELIK CHAIR

* Sold while inventory lasts

BABEL D



MSRP		
SIDE CHAIR		
\$910		
DIMENSIONS		
W	D	H
20.5"	20.9"	31.9"

MIA ALL WOOD

Seat, Backrest: Moulded plywood. Frame: Solid oak wood. Fully assembled.

NUANS



MSRP			
BLACK ASH			
\$390			
DIMENSIONS			
W	D	H	SH
20"	20"	31.5"	18"

* Stackable x 4.
** Residential Use Only.

GUEST / DINING / SIDE CHAIRS and ARMCHAIRS

MIA METAL BASE

NUANS



MSRP			
AMERICAN WHITE OAK		BLACK ASH	
\$315		\$305	
DIMENSIONS			
W	D	H	SH
20"	20"	31.5"	18"

* Stackable x 4
** Residential Use Only.

MIKA ALL WOOD

Natural or Black Ash Wood or Walnut stained beech wood. Seat pad is optional. Fully assembled.

B&T



#0.8 yd 14 sq.ft

MSRP						
ALL WOOD	B	C	D	E	F	Leather
\$920	X	X	X	X	X	X
DIMENSIONS						
W	D	H	SH	SH w / PAD		
19.5"	18"	31"	18"	19.5"		

MIKA SIDE CHAIR UPHOLSTERED SEAT

Natural or Black Ash Wood or Walnut stained beech wood. Seat pad is optional. Fully assembled.

B&T



#0.8 yd 14 sq.ft

MSRP						
COM/COL&A	B	C	D	E	F	Leather
\$1,035	\$1,060	\$1,095	\$1,130	\$1,165	\$1,200	\$1,155
DIMENSIONS						
W	D	H	SH	SH w / PAD		
19.5"	18"	31"	18"	19.5"		

ODIN PLAIN

B&T



#0.6 yd 8.61 sq.ft

MSRP				
ALL WOOD				
\$1,470				
DIMENSIONS				
W	D	H	SH	Arm H
22.4"	18.9"	29.5"	18"	27.8"

* Plain: No upholstery, S-UP: Seat upholstered, WO-UP: Without Upholstery

GUEST / DINING / SIDE CHAIRS and ARMCHAIRS

ODIN S-UP

B&T



0,6 yd 8,61 sq.ft

MSRP						
COM/COL&A	B	C	D	E	F	Leather
\$1,610	\$1,635	\$1,665	\$1,695	\$1,725	\$1,755	\$1,700

DIMENSIONS				
W	D	H	SH	Arm H
22.4"	18.9"	29.5"	18"	27.8"

* Plain: No upholstery, S-UP: Seat upholstered, WO-UP: Without Upholstery

OJAI

Veneered or upholstered plywood seat and backrest. Powder coated metal frame. Fully assembled.

NUANS



1 yd 17 sq.ft

MSRP				
	No Upholstery	COM/COL&A	B	C
OAK	\$370	X	X	X
UPHOLSTERED	X	\$395	\$445	\$495

DIMENSIONS			
W	D	H	SH
17"	21.5"	31"	18"

*Standard NUANS fabrics / COM / COL.

OJAI WOOD

NUANS



MSRP				
	ALL WOOD	COM/COL&A	B	C
ASHWOOD	\$580	X	X	X

DIMENSIONS			
W	D	H	SH
18"	18"	28.3"	17.5

ORB CHAIR

NUANS



MSRP						
	COM/COL &A	B	C	D	E	Leather
INDOOR\OUTDOOR	\$705	x	x	x	x	x
UPHOLSTERED	\$1,030	\$1,090	\$1,255	\$1,350	\$1,590	\$1,275

DIMENSIONS			
W	D	H	SH
21.7"	22.5"	31"	18.5"

GUEST / DINING / SIDE CHAIRS and ARMCHAIRS

OUTO SIDE CHAIR

Polypropylene. Air injection technology. In and Outdoor use. UV resistant.

TOOU



MSRP			
PP			
\$170			
DIMENSIONS			
W	D	H	SH
19"	19"	32.5"	19"

Stackable x 8 pcs

OUTO ARMCHAIR

TOOU



MSRP			
PP			
\$190			
DIMENSIONS			
W	D	H	SH
21.5"	19"	32.5"	19"

Stackable x 8 pcs

OUTO LOUNGE CHAIR

TOOU



MSRP			
PP			
\$295			
DIMENSIONS			
W	D	H	SH
24"	31.5"	30"	15.5"

w/sunbrella seat cover

OUTO ROCKING CHAIR

TOOU



MSRP			
PP			
\$380			
DIMENSIONS			
W	D	H	SH
24"	31.5"	30"	15"

*Simple assembly required.
Non stackable

GUEST / DINING / SIDE CHAIRS and ARMCHAIRS

OUTO HOCKER

TOOU



MSRP		
PP		
\$130		
DIMENSIONS		
W	D	H
17"	16"	16"

Stackable x 4 pcs

OUTO CONNECTOR TABLE

TOOU



MSRP		
PP		
\$45		
DIMENSIONS		
W	D	H
14"	13.5"	1.5"

PALOMA

Veneered or upholstered plywood seat and backrest. Powder coated metal frame. Fully assembled.

NUANS



1 yd 17 sq.ft

MSRP				
	No Upholstery	COM/COL&A	B	C
OAK	\$345	X	X	X
UPHOLSTERED	X	\$395	\$445	\$495
DIMENSIONS				
W	D	H	SH	
18"	21.7"	32"	18"	

Stackable x6.
*Standard NUANS fabrics / COM / COL.

PERA ELLIPSE BASE

B&T



1 yd 17 sq.ft

MSRP						
COM/COL&A	B	C	D	E	F	Leather
\$920	\$955	\$1,000	\$1,045	\$1,095	\$1,140	\$1,115
DIMENSIONS						
W	D	H	SH	SD		
18.5"	21"	32"	18"	16"		

Base finish options: Powder coated in available RAL colors .

GUEST / DINING / SIDE CHAIRS and ARMCHAIRS

PERA ELLIPSE BASE WITH ARM

B&T



1.1 yd 17 sq.ft

MSRP						
COM/COL&A	B	C	D	E	F	Leather
\$1,105	\$1,145	\$1,195	\$1,245	\$1,295	\$1,350	\$1,315

DIMENSIONS					
W	D	H	SH	Arm H	SD
21"	21"	32"	18"	25.5"	16"

Base finish options: Powder coated in available RAL colors .

PERA DOWEL BASE

B&T



1 yd 17 sq.ft

MSRP						
COM/COL&A	B	C	D	E	F	Leather
\$930	\$965	\$1,010	\$1,060	\$1,105	\$1,150	\$1,125

DIMENSIONS					
W	D	H	SH	SD	
18.5"	21"	32"	18"	16"	

SOLID WOOD DOWEL BASE.

PERA X BASE

B&T



1.1 yd 17 sq.ft

MSRP						
COM/COL&A	B	C	D	E	F	Leather
\$830	\$865	\$910	\$955	\$1,000	\$1,045	\$1,020

DIMENSIONS					
W	D	H	SH	SD	
18.5"	20.5"	32"	17.5"	16"	

Base finish options: Powder coated in available RAL colors .

PERA 4 PRONGS SPIDER BASE W/CASTERS

B&T



1 yd 17 sq.ft

MSRP								
	COM/COL&A	B	C	D	E	F	Leather	
	Classic	\$1,010	\$1,045	\$1,095	\$1,140	\$1,185	\$1,230	\$1,205
Upholstered		\$1,240	\$1,280	\$1,330	\$1,380	\$1,435	\$1,485	\$1,450

DIMENSIONS					
W	D	H	SH	Arm H	SD
21"	21"	32.5"	18"	25.5"	16"

Base finish options: Powder coated in available RAL colors .

GUEST / DINING / SIDE CHAIRS and ARMCHAIRS

QUINTA C8103B SWIVEL ARMCHAIR, POLISHED ALUMINUM BASE

NUANS



CAT.2	CAT.3	CAT.4	CAT.5	CAT.6	CAT.7
\$2,430	\$2,485	\$3,005	\$2,560	\$3,360	\$2,640
W		D		H	
25.2"		28"		32"	

QUINTA C8103B SWIVEL ARMCHAIR, POLISHED ALUMINUM BASE

NUANS



CAT.2	CAT.3	CAT.4	CAT.5	CAT.6	CAT.7
\$2,165	\$2,225	\$2,740	\$2,300	\$3,095	\$2,380
W		D		H	
25.2"		27.6"		32"	

QUINTA C8103B SWIVEL ARMCHAIR, POLISHED ALUMINUM BASE

NUANS



CAT.2	CAT.3	CAT.4	CAT.5	CAT.6	CAT.7
\$2,200	\$2,260	\$2,765	\$2,330	\$3,125	\$2,415
W		D		H	
25.2"		23.6"		32"	

GUEST / DINING / SIDE CHAIRS and ARMCHAIRS

PLIE ARMCHAIR

Steel frame painted in polyester powder.
Injection moulded foam seat and seatback upholstered in fabric.

laminimal



MSRP						
COM/COL&A	B	C	D	E	Leather	
\$1,115	\$1,170	\$1,320	\$1,410	\$1,630	\$1,340	
DIMENSIONS						
W	D	H	SH	Arm Height		
22"	20"	28.8"	18.5"	28.3"		

REGO ELLIPSE BASE

Injection molded contract grade foam. Various base options. Fully assembled.

B&T



1.5 yd ☆ 23 sq.ft

MSRP						
COM/COL&A	B	C	D	E	F	Leather
\$1,070	\$1,130	\$1,205	\$1,285	\$1,360	\$1,435	\$1,340
DIMENSIONS						
W	D	H	SH	Arm H	SD	
24"	22.5"	31"	18"	25.5"	16.5"	

Base finish options: Powder coated in available RAL colors .

REGO DOWEL WOOD BASE

B&T



1.5 yd ☆ 23 sq.ft

MSRP						
COM/COL&A	B	C	D	E	F	Leather
\$1,220	\$1,275	\$1,350	\$1,430	\$1,505	\$1,580	\$1,510
DIMENSIONS						
W	D	H	SH	Arm H	SD	
24"	23"	31"	18"	25.5"	16.5"	

REGO SLED BASE

B&T



1.5 yd ☆ 23 sq.ft

MSRP						
COM/COL&A	B	C	D	E	F	Leather
\$975	\$1,035	\$1,110	\$1,185	\$1,265	\$1,340	\$1,240
DIMENSIONS						
W	D	H	SH	Arm H	SD	
24"	22.5"	31"	18"	25.5"	16.5"	

Base finish options: Powder coated in available RAL colors .

GUEST / DINING / SIDE CHAIRS and ARMCHAIRS

REGO 4 PRONGS SPIDER SWIVEL W / CASTORS

B&T



1.5 yd ✪ 23 sq.ft

MSRP						
COM/COL&A	B	C	D	E	F	Leather
\$1,130	\$1,180	\$1,240	\$1,305	\$1,370	\$1,435	\$1,350

DIMENSIONS					
W	D	H	SH	Arm H	SD
24"	22.5"	31"	18"	25.5"	16.5"

Base can be powder painted as per RAL colors.

REGO X BASE

B&T



1.5 yd ✪ 23 sq.ft

MSRP						
COM/COL&A	B	C	D	E	F	Leather
\$1,010	\$1,065	\$1,145	\$1,220	\$1,295	\$1,375	\$1,275

DIMENSIONS					
W	D	H	SH	Arm H	SD
24"	22.5"	31"	18"	25.5"	16.5"

Base can be powder painted as per RAL colors.

REGO PLYWOOD BASE

B&T



1.5 yd ✪ 23 sq.ft

MSRP						
COM/COL&A	B	C	D	E	F	Leather
\$1,195	\$1,255	\$1,330	\$1,410	\$1,485	\$1,560	\$1,465

DIMENSIONS					
W	D	H	SH	Arm H	SD
24"	22.5"	30.5"	17.5"	25.5"	16.5"

REGO PREMIUM SWIVEL

B&T



1.5 yd ✪ 23 sq.ft

MSRP						
COM/COL&A	B	C	D	E	F	Leather
\$1,605	\$1,660	\$1,735	\$1,815	\$1,890	\$1,965	\$1,870

DIMENSIONS					
W	D	H	SH	Arm H	SD
27.5"	27.5"	29"	15.5"	23.5"	15.8"

PREMIUM SWIVEL Base finish options: Powder coated in available RAL colors .

GUEST / DINING / SIDE CHAIRS and ARMCHAIRS

REGO PLAY INDOOR 4 LEGS

Injection molded contract grade foam. Various base options. Fully assembled.

B&T



1.6 yd ☆ 23 sq.ft

MSRP								
WO-UP	COM/COL &A	B	C	D	E	F	Leather	
	X	X	X	X	X	X	X	X
\$500								
S-UP	X	\$715	\$735	\$765	\$800	\$830	\$860	\$820
UP	X	\$965	\$1,025	\$1,100	\$1,180	\$1,260	\$1,340	\$1,185

DIMENSIONS				
W	D	H	SH	Arm H
24"	22"	31"	17"	26"

UP S: Swivel, GL: Gas-lift, UP: Upholstered, S-UP: Seat Upholstered

REGO PLAY OUTDOOR 4 LEGS

B&T



1.6 yd ☆ 23 sq.ft

MSRP								
WO-UP	COM/COL &A	B	C	D	E	F	Protective Cover	
	X	X	X	X	X	X		
\$770								
S-UP	X	\$960	\$995	\$1,035	\$1,075	\$1,120	\$1,160	\$430
UP	X	\$1,305	\$1,370	\$1,455	\$1,540	\$1,625	\$1,715	

DIMENSIONS				
W	D	H	SH	Arm H
24"	22"	31"	17"	26"

REGO PLAY INDOOR X BASE

B&T



1.6 yd ☆ 23 sq.ft

MSRP								
WO-UP	COM/COL &A	B	C	D	E	F	Leather	
	X	X	X	X	X	X	X	
\$535								
S-UP	X	\$745	\$765	\$795	\$830	\$860	\$890	\$850
UP	X	\$1,000	\$1,060	\$1,135	\$1,215	\$1,295	\$1,375	\$1,220

DIMENSIONS				
W	D	H	SH	Arm H
24"	22"	31"	17"	26"

UP S: Swivel, GL: Gas-lift, UP: Upholstered, S-UP: Seat Upholstered

REGO PLAY OUTDOOR X BASE

B&T



1.6 yd ☆ 23 sq.ft

MSRP								
WO-UP	COM/COL &A	B	C	D	E	F	Protective Cover	
	X	X	X	X	X	X		
\$690								
S-UP	X	\$920	\$950	\$990	\$1,035	\$1,075	\$1,115	\$430
UP	X	\$1,290	\$1,355	\$1,440	\$1,530	\$1,615	\$1,700	

DIMENSIONS				
W	D	H	SH	Arm H
24"	22"	31"	17"	26"

GUEST / DINING / SIDE CHAIRS and ARMCHAIRS

REGO PLAY INDOOR SLED

B&T



1.6 yd ☼ 23 sq.ft

MSRP								
	WO-UP	COM/COL &A	B	C	D	E	F	Leather
	\$500	X	X	X	X	X	X	X
S-UP	X	\$715	\$735	\$765	\$800	\$830	\$860	\$820
UP	X	\$1,000	\$1,060	\$1,135	\$1,215	\$1,295	\$1,375	\$1,220

DIMENSIONS				
W	D	H	SH	Arm H
24"	22"	31"	17"	26"

UP S: Swivel, GL: Gas-lift, UP: Upholstered, S-UP: Seat Upholstered

REGO PLAY OUTDOOR SLED

B&T



1.6 yd ☼ 23 sq.ft

MSRP								
	WO-UP	COM/COL &A	B	C	D	E	F	Protective Cover
	\$735	X	X	X	X	X	X	
S-UP	X	\$955	\$985	\$1,025	\$1,070	\$1,110	\$1,150	\$430
UP	X	\$1,305	\$1,370	\$1,490	\$1,575	\$1,660	\$1,745	

DIMENSIONS				
W	D	H	SH	Arm H
24"	22"	31"	17"	26"

REGO PLAY INDOOR DOWEL WOOD

B&T



1.6 yd ☼ 23 sq.ft

MSRP								
	WO-UP	COM/COL &A	B	C	D	E	F	Leather
	\$610	X	X	X	X	X	X	X
S-UP	X	\$805	\$830	\$860	\$890	\$920	\$950	\$910
UP	X	\$1,105	\$1,165	\$1,240	\$1,325	\$1,400	\$1,480	\$1,325

DIMENSIONS				
W	D	H	SH	Arm H
24"	22"	31"	17"	26"

UP S: Swivel, GL: Gas-lift, UP: Upholstered, S-UP: Seat Upholstered

REGO PLAY OUTDOOR DOWEL WOOD

B&T



1.6 yd ☼ 23 sq.ft

MSRP								
	WO-UP	COM/COL &A	B	C	D	E	F	Protective Cover
	\$850	X	X	X	X	X	X	
S-UP	X	\$1,060	\$1,090	\$1,135	\$1,175	\$1,215	\$1,260	\$430
UP	X	\$1,420	\$1,485	\$1,570	\$1,660	\$1,745	\$1,830	

DIMENSIONS				
W	D	H	SH	Arm H
24"	22"	31"	17"	26"

GUEST / DINING / SIDE CHAIRS and ARMCHAIRS

REGO PLAY ELLIPSE

B&T



1.6 yd 23 sq.ft

MSRP								
	WO-UP	COM/COL &A	B	C	D	E	F	Leather
	\$600	X	X	X	X	X	X	X
S-UP	X	\$805	\$830	\$860	\$890	\$920	\$950	\$915
UP	X	\$1,040	\$1,100	\$1,180	\$1,260	\$1,340	\$1,420	\$1,265

DIMENSIONS				
W	D	H	SH	Arm H
24"	22"	31"	17"	26"

REGO PLAY PREMIUM SWIVEL

B&T



1.6 yd 23 sq.ft

MSRP								
	WO-UP	COM/COL &A	B	C	D	E	F	Leather
	\$1,065	X	X	X	X	X	X	X
S-UP	X	\$1,275	\$1,295	\$1,325	\$1,360	\$1,390	\$1,420	\$1,380
UP	X	\$1,540	\$1,600	\$1,680	\$1,760	\$1,840	\$1,920	\$1,765

DIMENSIONS				
W	D	H	SH	Arm H
27.5"	27.5"	31"	17"	26"

REST INDOOR 4 LEGS

PP or Upholstered PP Seat. Various base options. Fully assembled. *

B&T



1.1 yd 17 sq.ft

MSRP								
	WO-UP	COM/COL &A	B	C	D	E	F	Leather
Classic	\$405	X	X	X	X	X	X	X
Upholstered seat	X	\$645	\$665	\$690	\$720	\$750	\$775	\$740
Upholstered	X	\$715	\$750	\$800	\$845	\$895	\$945	\$895
Classic w Arm	\$485	X	X	X	X	X	X	X
Upholstered seat w Arm	X	\$690	\$710	\$740	\$770	\$795	\$825	\$785
Upholstered w Arm	X	\$780	\$820	\$865	\$915	\$965	\$1,010	\$965

DIMENSIONS				
W	D	H	SH	Arm H
23"	21"	31"	18"	25.5"

*Add net \$40 for channeling stitch. Base finish options: Powder coated in available RAL colors .

GUEST / DINING / SIDE CHAIRS and ARMCHAIRS

REST OUTDOOR 4 LEGS

PP or Upholstered PP Seat. Various base options. Fully assembled. *

B&T



1.1 yd 17 sq.ft

	MSRP							Protective Cover
	WO-UP	COM/COL &A	B	C	D	E	F	
Classic	\$475	X	X	X	X	X	X	\$430
Upholstered seat	X	\$695	\$715	\$745	\$775	\$800	\$830	
Upholstered	X	\$905	\$945	\$840	\$870	\$900	\$925	
Classic w Arm	\$575	X	X	X	X	X	X	
Upholstered seat w Arm	X	\$795	\$815	\$840	\$870	\$900	\$925	
Upholstered w Arm	X	\$1,000	\$1,040	\$1,090	\$1,145	\$1,195	\$1,250	

DIMENSIONS				
W	D	H	SH	Arm H
23"	21"	31"	18	22.5"

REST SLED BASE

B&T



1.1 yd 17 sq.ft

	MSRP							Leather
	WO-UP	COM/COL &A	B	C	D	E	F	
	\$415	X	X	X	X	X	X	X
S-UP	X	\$665	\$690	\$715	\$745	\$775	\$800	\$765
UP	X	\$735	\$775	\$820	\$870	\$920	\$965	\$920
w Arm	\$505	X	X	X	X	X	X	X
S-UP w Arm	X	\$770	\$790	\$820	\$850	\$875	\$905	\$865
UP w Arm	X	\$850	\$890	\$935	\$985	\$1,035	\$1,080	\$1,035

DIMENSIONS				
W	D	H	SH	Arm H
22"	21"	31"	18"	25.5"

*Add net \$40 for channeling stitch. Base finish options: Powder coated in available RAL colors .

REST OUTDOOR SLED BASE

B&T



1.1 yd 17 sq.ft

	MSRP							Protective Cover
	WO-UP	COM/COL &A	B	C	D	E	F	
Classic	\$710	X	X	X	X	X	X	\$430
Upholstered seat	X	\$855	\$875	\$900	\$930	\$955	\$985	
Upholstered	X	\$1,050	\$1,090	\$1,145	\$1,195	\$1,250	\$1,300	
Classic w Arm	\$860	X	X	X	X	X	X	
Upholstered seat w Arm	X	\$1,070	\$1,095	\$1,120	\$1,150	\$1,175	\$1,205	
Upholstered w Arm	X	\$1,200	\$1,240	\$1,290	\$1,345	\$1,395	\$1,450	

DIMENSIONS				
W	D	H	SH	Arm H
22"	21"	31"	18	25.5"

GUEST / DINING / SIDE CHAIRS and ARMCHAIRS

REST CONIC WOOD LEGS

B&T



1.1 yd 17 sq.ft

		MSRP						
	WO-UP	COM/COL &A	B	C	D	E	F	Leather
	\$470	X	X	X	X	X	X	X
S-UP	X	\$715	\$735	\$760	\$790	\$820	\$845	\$810
UP	X	\$840	\$875	\$925	\$975	\$1,020	\$1,070	\$1,025

DIMENSIONS				
W	D	H	SH	Arm H
22"	21"	31"	18"	25.5"

*Add net \$40 for channeling stitch.
Base finish options: Natural Ash, Black or Walnut Stained.

REST 4 PRONGS SPIDER BASE

B&T



1.1 yd 17 sq.ft

		MSRP						
	WO-UP	COM/COL &A	B	C	D	E	F	Leather
	\$565	X	X	X	X	X	X	X
S-UP	X	\$760	\$780	\$805	\$835	\$865	\$890	\$855
UP	X	\$850	\$890	\$935	\$985	\$1,035	\$1,080	\$1,035

DIMENSIONS				
W	D	H	SH	Arm H
22"	21"	30"	17"	25.5"

*Add net \$40 for channeling stitch

REST 4 PRONGS SPIDER BASE WITH ARM

B&T



1.1 yd 17 sq.ft

		MSRP						
	WO-UP	COM/COL &A	B	C	D	E	F	Leather
	\$620	X	X	X	X	X	X	X
S-UP	X	\$895	\$920	\$945	\$975	\$1,005	\$1,030	\$995
UP	X	\$1,010	\$1,050	\$1,095	\$1,145	\$1,195	\$1,240	\$1,195

DIMENSIONS				
W	D	H	SH	Arm H
22"	21"	30"	17"	25.5"

*Add net \$40 for channeling stitch

GUEST / DINING / SIDE CHAIRS and ARMCHAIRS

REST 4 PRONGS SPIDER BASE W/CASTORS + WRITING PAD

B&T



1.1 yd ✪ 17 sq.ft

		MSRP						
	WO-UP	COM/COL &A	B	C	D	E	F	Leather
LAMINATE	\$1,150	X	X	X	X	X	X	X
VENEER	\$1,425	X	X	X	X	X	X	X
LAMINATE (S-UP)	X	\$1,305	\$1,325	\$1,350	\$1,380	\$1,410	\$1,440	\$1,400
VENEER (S-UP)	X	\$1,540	\$1,560	\$1,5590	\$1,620	\$1,645	\$1,675	\$1,640
LAMINATE (UP)	X	\$1,445	\$1,485	\$1,530	\$1,580	\$1,630	\$1,675	\$1,630
VENEER (UP)	X	\$1,725	\$1,760	\$1,810	\$1,860	\$1,905	\$1,955	\$1,910

DIMENSIONS				
W	D	H	SH	Arm H
22"	21"	30"	17"	25.5"

*Add net \$40 for channeling stitch

REST 4 LEGS W/WRITING PAD (Stackablex4)

B&T



1.1 yd ✪ 17 sq.ft

		MSRP						
	WO-UP	COM/COL &A	B	C	D	E	F	Leather
LAMINATE	\$950	X	X	X	X	X	X	X
VENEER	\$1,265	X	X	X	X	X	X	X
LAMINATE (S-UP)	X	\$1,000	\$1,020	\$1,045	\$1,075	\$1,105	\$1,130	\$1,095
VENEER (S-UP)	X	\$1,250	\$1,270	\$1,300	\$1,330	\$1,355	\$1,385	\$1,350
LAMINATE (UP)	X	\$1,290	\$1,325	\$1,375	\$1,425	\$1,470	\$1,520	\$1,475
VENEER (UP)	X	\$1,590	\$1,630	\$1,675	\$1,725	\$1,775	\$1,820	\$1,775

DIMENSIONS				
W	D	H	SH	Arm H
22"	25"	30"	17"	25.5"

*Add net \$40 for channeling stitch
Base can be powder painted as per RAL colors.

REVO CHAIR

Structure in eco plastic. UV resistant. In and outdoor for the version without upholstery. Castor base, Writing tablet and Seat pad are optional.

TOOU



MSRP	
PP	
\$225	

DIMENSIONS			
W	D	H	SH
21.6"	17.7"	29.7"	17.5"

GUEST / DINING / SIDE CHAIRS and ARMCHAIRS

REVO CHAIR WITH CASTOR BASE

TOOU



MSRP			
PP			
\$365			
DIMENSIONS			
W	D	H	SH
21.6"	21.6"	30.7"	18.3"

REVO CHAIR WRITING TABLET

TOOU



MSRP		
PP + METAL		
\$ 285		
DIMENSIONS		
W	D	H
23"	10.6"	13.9"

*Sled base connector is available for extra charge. \$10 per 30pcs.

REVO CHAIR SEAT PAD

TOOU



MSRP	
FABRIC	COM
\$ 70	\$ 100
DIMENSIONS	
W	D
16.1"	15.4"

0.3 yd 6 sq.ft

* TOOU Standard fabrics

RHONE WOOD DOWEL LEG

NUANS



MSRP						
	COM/COL &A	B	C	D	E	Leather
CHAIR	\$950	\$1,010	\$1,055	\$1,195	\$1,270	\$1,210
ARMCHAIR	\$1,045	\$1,105	\$1,160	\$1,315	\$1,405	\$1,335
DIMENSIONS						
W	D	H	SH			
21.3"	22.8"	32.7"	18"			

1.42 yd 18.30 sq.ft

1.26 yd 21.53 sq.ft

GUEST / DINING / SIDE CHAIRS and ARMCHAIRS

RHONE CONIC METAL LEG

NUANS



1.42 yd 18.30 sq.ft
1.26 yd 21.53 sq.ft

MSRP						
	COM/COL &A	B	C	D	E	Leather
CHAIR	\$880	\$935	\$980	\$1,115	\$1,190	\$1,135
ARMCHAIR	\$965	\$1,030	\$1,080	\$1,230	\$1,320	\$1,255

DIMENSIONS			
W	D	H	SH
21.3"	22.8"	32.7"	18"

ROSA

NUANS



MSRP						
	COM/COL &A	B	C	D	E	Leather
ALL METAL	\$635	x	x	x	x	x
Seating Pad Ø40 cm	\$195	\$220	\$240	\$305	\$345	x

DIMENSIONS			
W	D	H	SH
26.3"	22.8"	30.3"	17.7"

ROY OUTDOOR

B&T



2 yd Mesh
2 yd Cushions

MSRP					
COM/COL&A	B	C	D	E	F
\$1,870	\$1,910	\$1,965	\$2,020	\$2,080	\$2,135

DIMENSIONS				
W	D	H	SH	SD
22"	23"	29"	18"	16.5"

SATAO

Steel frame painted in polyester powder. Suitable for outdoor use.

laminal



MSRP		
POWDER COATED	GALVANIZED	OUTDOOR SEAT CUSHION
\$530	\$545	\$175

DIMENSIONS			
W	D	H	SH
25"	21"	30.7"	17.7"

Stackable x 4

GUEST / DINING / SIDE CHAIRS and ARMCHAIRS

SHU **NUANS**



MSRP			
ASHWOOD			
\$ 465			
DIMENSIONS			
W	D	H	SH
22.4"	18,5"	30.3"	17.7"

SLICE DIMPLE **KUBIKOFF**

PP Seat. UV resistant. Metal Base with Walnut or BLack wood trims. Simple assembly required.
* Sold while inventory lasts



PP				
STEEL				
\$ 350				
DIMENSIONS				
W	D	H	SH	Arm H
20.5"	23"	32"	18"	24"

*seat pads available

SLICE DIMPLE PERFORATED **KUBIKOFF**

* Sold while inventory lasts



MSRP				
PP				
\$ 350				
DIMENSIONS				
W	D	H	SH	Arm H
20.5"	23"	32"	18"	24"

*seat pads available

SLICE V9 **KUBIKOFF**

* Sold while inventory lasts



MSRP			
PP			
\$ 300			
DIMENSIONS			
W	D	H	SH
20.5"	23"	32"	18"

*seat pads available

GUEST / DINING / SIDE CHAIRS and ARMCHAIRS

SOLE

Galvanized metal structure for outdoor. Indoor/Outdoor. Upholstered seat / Seat pad are optional with indoor/outdoor fabric.

B&T



#0.5 yd 9 sq.ft Sead Pad
#0.65 yd 10 sq.ft Uph. Seat

	MSRP							
	WO-UP	COM/COL &A	B	C	D	E	F	Leather
ALL METAL (Indoor&Outdoor)	\$575	X	X	X	X	X	X	X
UPHOLSTERED SEAT (INDOOR ONLY)	X	\$625	\$650	\$680	\$710	\$740	\$770	\$730
SEAT PAD - OUTDOOR	X	\$285	X	X	X	X	X	X

DIMENSIONS			
W	D	H	SH
19"	21"	32.7"	18"

Stackable

SPIRIT WOOD BASE W/ARM

Injection molded contract grade foam. Solid wood frame. Fully assembled.

B&T



#1.1 yd 16 sq.ft

MSRP						
COM/COL&A	B	C	D	E	F	Leather
\$1,410	\$1,450	\$1,500	\$1,555	\$1,605	\$1,655	\$1,575

DIMENSIONS						
W	D	H	SH	Arm H	SD	
21.5"	23"	31.5"	17.5"	25"	17.5"	

Base finish options: Natural Ash, Black or Walnut Stained.

SPIRIT WOOD BASE

B&T



#1.1 yd 16 sq.ft

MSRP						
COM/COL&A	B	C	D	E	F	Leather
\$1,310	\$1,350	\$1,400	\$1,450	\$1,500	\$1,555	\$1,470

DIMENSIONS					
W	D	H	SH	SD	
20"	23"	31.5"	17.5"	17.5"	

Base finish options: Natural Ash, Black or Walnut Stained.

STELLAR SIDE CHAIR I SOLID/PERFORATED

Seat: Polypropylene, UV resistant. Monobloc. Stackable x 6

TOOU



MSRP	
PP	
\$230	

DIMENSIONS			
W	D	H	SH
21"	21"	30"	18"

Stackable

GUEST / DINING / SIDE CHAIRS and ARMCHAIRS

STELLAR UPHOLSTERY

TOOU



#0.4 yd

MSRP			
SEAT PAD	BACKREST PAD	COM SEAT	COM BACK PAD
\$75	\$70	\$100	\$85

STELO SIDE CHAIR

Steel frame painted in polyester powder.
Stackable up to 4 pieces.

laminimal



#0.6 yd

MSRP						
	COM/COL&A	B	C	D	E	Leather
ALL STEEL	\$660	-	-	-	-	-
UPHOLSTERED SEAT	\$690	\$710	\$765	\$795	\$875	\$1,470

DIMENSIONS				
W	D	H	SH	
19.3"	19.4"	30.1"	18.1"	

STELO ARMCHAIR

Steel frame painted in polyester powder.
Stackable up to 4 pieces.

laminimal



#0.6 yd

MSRP						
	COM/COL&A	B	C	D	E	Leather
ALL STEEL	\$660	-	-	-	-	-
UPHOLSTERED SEAT	\$730	\$750	\$805	\$835	\$915	\$810

DIMENSIONS				
W	D	H	SH	Arm Height
22.2"	19.4"	30.1"	18.1"	26.7"

TA ER BASE - BLACK / STAINLESS STEEL

Seat: Polypropylene, UV resistant. Various base options. Simple assembly required.

TOOU



1.1 yd 16 sq.ft

MSRP		
PP	UPHOLSTERED	COM/COL
\$220	\$435	\$420

DIMENSIONS			
W	D	H	SH
19"	22"	33"	18"

GUEST / DINING / SIDE CHAIRS and ARMCHAIRS

TA YI BASE - BLACK -NATURAL OAK / WALNUT

TOOU



1.1 yd ✪ 16 sq.ft

MSRP			
PP	UPHOLSTERED	COM/COL	
\$280	\$495 (TOOU Fabrics)	\$460	
DIMENSIONS			
W	D	H	SH
19"	22"	33"	18"

TA ARMCHAIR ER BASE - BLACK / STAINLESS STEELSeat: Polypropylene, UV resistant. Various base options. Simple assembly required.

TOOU



1.5 yd ✪ 23 sq.ft

MSRP			
PP	UPHOLSTERED	COM/COL	
\$245	\$535 (TOOU Fabrics)	\$520	
DIMENSIONS			
W	D	H	SH
23"	22"	33"	18"

TA ARMCHAIR YI BASE - BLACK & STEEL/NATURAL OAK & STEEL

TOOU



1.5 yd ✪ 23 sq.ft

MSRP			
PP	UPHOLSTERED	COM/COL	
\$310	\$595 (TOOU Fabrics)	\$570	
DIMENSIONS			
W	D	H	SH
23"	22"	33"	18"

TA ARMCHAIR DIAMOND BASE

TOOU



1.5 yd ✪ 23 sq.ft

MSRP			
PP	UPHOLSTERED	COM/COL	
\$280	\$595 (TOOU Fabrics)	\$520	
DIMENSIONS			
W	D	H	SH
23"	22"	33"	18"

GUEST / DINING / SIDE CHAIRS and ARMCHAIRS

TA ROCKER

TOOU



1.5 yd 23 sq.ft

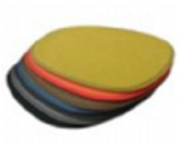
MSRP			
PP	UPHOLSTERED	COM/COL	
\$325	\$580 (TOOU Fabrics)	\$580	
DIMENSIONS			
W	D	H	SH
23"	31"	31.5"	17"

TA SEAT PAD

INDOOR USE

Commercial grade fabric. Non-slip bottom.

TOOU



MSRP		
Fabric		
\$55		
DIMENSIONS		
W	D	H
14"	15"	0.5"

TRIDENT ARMCHAIR

NUANS



1.64 yd

MSRP					
COM/COL&A	B	C	D	E	Leather
\$1,020	\$1,085	\$1,265	\$1,370	\$1,630	\$1,290
DIMENSIONS					
W	D	H	SH	Arm Height	
22.2"	19.4"	30.1"	18.1"	26.7"	

GUEST / DINING / SIDE CHAIRS and ARMCHAIRS

UNIA

Steel frame painted in polyester powder.
Bentwood seat and seatback padded and upholstered in fabric or eco leather.

laminal



MSRP				
A				
\$825				
DIMENSIONS				
W	D	H	SH	Arm H
21.6"	22.4"	31.9"	18.5"	26"

Yard Chair

TOOU



MSRP			
CHAIR		SEAT PAD	
\$185		\$70	
DIMENSIONS			
W	D	H	SH
20.5"	20.5"	31.1	18"

Stackable x8

0.7 yd

Yard Armchair

TOOU



MSRP			
CHAIR		SEAT PAD	
\$200		\$70	
DIMENSIONS			
W	D	H	SH
22.4"	20.5"	31.1"	18.3"

Stackable x8

0.7 yd

GUEST / DINING / SIDE CHAIRS and ARMCHAIRS

YUE

Seat, Backrest: Moulded plywood. Frame: Solid oak wood.

NUANS



MSRP			
BLACK ASH	AMERICAN WHITE OAK		
\$530	\$580		

DIMENSIONS			
W	D	H	SH
20"	19"	32.5"	18"

Stackable x4.

ZIG ZAG DIMPLE

PP, UV resistant. Solid wood dowels + powder coated metal cross.
Simple assembly required. * Sold while inventory lasts

KUBIKOFF



MSRP				
PP				
\$ 375				

DIMENSIONS				
W	D	H	SH	Arm H
20.5"	23"	32"	18"	24"

*seat pads available

ZIG ZAG DIMPLE PERFORATED

* Sold while inventory lasts

KUBIKOFF



MSRP				
PP				
\$ 375				

DIMENSIONS				
W	D	H	SH	Arm H
20.5"	23"	32"	18"	24"

*seat pads available

ZIG ZAG V9

* Sold while inventory lasts

KUBIKOFF



MSRP			
PP			
\$ 325			

DIMENSIONS			
W	D	H	SH
20.5"	23"	32"	18"

*seat pads available

GUEST / DINING / SIDE CHAIRS and ARMCHAIRS

YUGEN OR201VBN STACK CHAIR, POLYPROPYLENE BACKREST, PADDED SEAT, PAINTED

NUANS



CAT.1	CAT.2	CAT.3	CAT.5	CAT.7
\$310	\$320	\$335	\$350	\$365
W		D		H
22.4"		21.6"		30.7"

YUGEN BROR200 PAIR OF POLYPROPYLENE ARMRESTS

NUANS



CAT.1	CAT.2	CAT.3	CAT.5	CAT.7
\$95	-	-	-	-

YUGEN BRN204TASX LEFT OR RIGHT-HANDED ALUMINUM ARMREST WITH ANTI-PANIC TABLET

NUANS



CAT.1	CAT.2	CAT.3	CAT.5	CAT.7
\$225	-	-	-	-

YUGEN AG-N205 BLACK METAL LINKING CLIP FOR ARMRESTS / TABLETS

NUANS



CAT.1	CAT.2	CAT.3	CAT.5	CAT.7
\$55	-	-	-	-

YUGEN B212B POLYPROPYLENE SWIVEL CHAIR, WHITE NYLON 4-SPIKES PYRAMIDE BASE ON

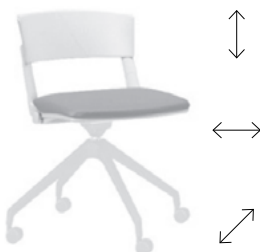
NUANS



CAT.1	CAT.2	CAT.3	CAT.5	CAT.7
\$505	-	-	-	-
W		D		H
26.4"		19.7"		31"

YUGEN B213BBN SWIVEL CHAIR, PADDED SEAT, WHITE POLYPROPYLENE BACK, NYLON 4-SPIKES PYRAMIDE BASE

NUANS



CAT.1	CAT.2	CAT.3	CAT.5	CAT.7
\$580	\$590	\$600	\$615	\$625
W		D		H
26.4"		19.7"		31"

GUEST / DINING / SIDE CHAIRS and ARMCHAIRS

ZONE 4 PRONGS SWIVEL SHEET BASE

Injection molded contract grade foam. Various base options. Fully assembled.

B&T



1.7 yd 25 sq.ft

MSRP						
COM/COL&A	B	C	D	E	F	Leather
\$1,380	\$1,435	\$1,500	\$1,565	\$1,630	\$1,695	\$1,610

DIMENSIONS					
W	D	H	SH	SD	
20"	23"	39"	17"	17.7"	

Base can be powder painted as per RAL colors.

ZONE 4 PRONGS SWIVEL SHEET BASE W/ ARM

B&T



1.7 yd 25 sq.ft

MSRP						
COM/COL&A	B	C	D	E	F	Leather
\$1,495	\$1,550	\$1,620	\$1,695	\$1,765	\$1,840	\$1,745

DIMENSIONS						
W	D	H	SH	Arm H	SD	
23"	23"	39"	17"	26.5"	17.7"	

Base can be powder painted as per RAL colors.

ZONE 4 PRONGS SWIVEL SHEET BASE W/ CASTERS

B&T



1.8 yd 32 sq.ft

MSRP						
COM/COL&A	B	C	D	E	F	Leather
\$1,405	\$1,455	\$1,525	\$1,600	\$1,670	\$1,745	\$1,650

DIMENSIONS					
W	D	H	SH	SD	
20"	23"	39"	17.5"	17.7"	

Base can be powder painted as per RAL colors.

ZONE 4 PRONGS SHEET BASE W/ ARM & CASTERS

B&T



1.7 yd 25 sq.ft

MSRP						
COM/COL&A	B	C	D	E	F	Leather
\$1,525	\$1,580	\$1,650	\$1,725	\$1,795	\$1,870	\$1,775

DIMENSIONS						
W	D	H	SH	Arm H	SD	
23"	23"	39"	17.5"	26.5"	17.7"	

Base can be powder painted as per RAL colors.

CHAIR PADS

CADREA SEAT PAD

TOOU



0.25 yd ✨ 6 sq.ft

MSRP		
TOOU Leatherette	COM	
\$70	\$70	

DIMENSIONS		
W	D	H
18"	18"	1"

CADREA SEAT PAD

TOOU



0.25 yd ✨ 6 sq.ft

MSRP	
TOOU Leatherette	COM
\$60	\$60

DIMENSIONS	
W	D
13"	13"

JOI SEAT PAD

TOOU



0.4 yd

MSRP		
Sunbrella Fabric	Regular Fabric	COM
\$105	\$70	\$115

DIMENSIONS	
W	D
16"	19"

REVO SEAT PAD

Gabriel fabric upholstered. Commercial grade

TOOU



0.3 yd ✨ 6 sq.ft

MSRP	
FABRIC	COM
\$70	\$100

DIMENSIONS	
W	D
16.1"	15.4"

CHAIR PADS

SATAO SEAT PAD

Outdoor fabric upholstered. Commercial grade

laminal



0.6 yd ✨ 6 sq.ft


MSRP		
CHAIR	BAR/COUNTER	LOUNGE
\$ 175	\$ 170	\$ 205

DIMENSIONS		
W	D	H
16"	14.4"	20"

SOLE SEAT PAD - OUTDOOR

Commercial grade fabric w/mon-FR foam

B&T



0.5 yd ✨ 9 sq.ft Seat Pad

MSRP	
B&T Fabric	
\$ 285	

DIMENSIONS	
W	D
13"	13"

STELLAR INDOOR USE

TOOU



0.4 yd

MSRP			
SEAT	BACKREST PAD	COM SEAT	COM BACKREST
\$75	\$70	\$100	\$85

YARD SEAT PAD INDOOR/ OUTDOOR USE

TOOU



0.7 yd

MSRP		
SEAT PAD		
\$70		

DIMENSIONS		
W	D	H
14"	15"	0.6"

BARSTOOL and COUNTER STOOLS

CADREA BAR HEIGHT

Polypropylene. UV resistant. Monobloc

TOUU



MSRP

PP

\$225

DIMENSIONS

W	D	H
17"	17"	29.5"

Stackable

CADREA COUNTER HEIGHT

TOUU



MSRP

PP

\$215

DIMENSIONS

W	D	H
17"	17"	25.5"

Stackable

#0.25 yd 6 sq.ft

CADREA SEAT PAD for BARSTOOL

TOUU



MSRP

TOUU Leatherette

COM

\$60

\$60

DIMENSIONS

W	D
13"	13"

#0.25 yd 0.6 sq.ft

CAMAROSA

Injection molded contract grade foam. Powder coated metal base.
Fully assembled.

NUANS



MSRP

	COM/COL&A	B	C	D	E	Leather
COUNTER HEIGHT	\$860	\$935	\$1,150	\$1,275	\$1,590	\$1,185
BAR HEIGHT	\$890	\$965	\$1,180	\$1,305	\$1,620	\$1,210

DIMENSIONS

	W	D	H	SH
COUNTER HEIGHT	23"	22"	38"	25"
BAR HEIGHT	23"	22"	42"	29"

#2.5 yd 35 sq.ft

BARSTOOL and COUNTER STOOLS

DANTE

Solid wood frame with metal seat support. Plywood seat and backrest.

B&T



0.8 yd 14 sq.ft Uph. Seat
1.2 yd 20 sq.ft Uph. Seat & Backrest

MSRP - BAR & COUNTER

	WO-UP	COM/COL &A	B	C	D	E	F	Leather
PLAIN	\$980	X	X	X	X	X	X	X
S-UP	X	\$1,045	\$1,065	\$1,095	\$1,125	\$1,150	\$1,180	\$1,145
UP	X	\$1,175	\$1,225	\$1,290	\$1,355	\$1,420	\$1,490	\$1,405

DIMENSIONS

	W	D	H	SH	SD
COUNTER HEIGHT	20"	17.7"	36.2"	25.2"	16.1"
BAR HEIGHT	20.5"	17.7"	40.1"	29.1"	16.1"

DIA 50

Injection molded contract grade foam. Powder coated metal base. Swivel Fully assembled.

B&T



1.5 yd 21 sq.ft

MSRP

	COM/COL&A	B	C	D	E	F	Leather
COUNTER HEIGHT	\$1,130	\$1,180	\$1,245	\$1,310	\$1,380	\$1,445	X
BAR HEIGHT	\$1,130	\$1,180	\$1,245	\$1,310	\$1,380	\$1,445	X

DIMENSIONS

W	D	H	SH	SD
19.5"	19.5"	35" - 39"	25.5" - 29.5"	15.7"

Base finish options: Powder coated in available RAL colors .

DIAMOND

Solid Wood. Fully assembled.

NUANS



MSRP

COUNTER HEIGHT	\$600
BAR HEIGHT	\$610

DIMENSIONS

W	D	H	SH
15.7"	15.7"	25.6"/29.6"	25.6"/29.6"

DOT VENEERED WOOD SEAT

Plywood seat and back. Upholstered backpad. Seat upholstery is optional. Metal base. Fully assembled.

B&T



0.4 yd 6.5 sq.ft

MSRP

COM/COL&A	B	C	D	E	F	Leather
\$805	\$820	\$835	\$855	\$870	\$890	\$865

DIMENSIONS

W	D	H	SH	SD
17.5"	20.5"	40" - 44"	25.5" - 29.5"	13.5"

Stackable

BARSTOOL and COUNTER STOOLS

DOT UPHOLSTERED SEAT

B&T



0.7 yd 10 sq.ft

MSRP						
COM/COL&A	B	C	D	E	F	Leather
\$920	\$955	\$1,005	\$1,055	\$1,100	\$1,150	\$1,090

DIMENSIONS				
W	D	H	SH	SD
17.5"	20.5"	40" - 44"	26" - 30"	14"

*Stackable

DUPONT

Plywood Seat. Powder coated metal frame

B&T



MSRP	
PLYWOOD SEAT	
ASHWOOD	\$745

DIMENSIONS				
W	D	H	SH	SD
21"	22.5"	40-44"	26-30"	22.5"

DUPONT UPHOLSTERED

B&T



1.1 yd 18 sq.ft

MSRP						
COM/COL&A	B	C	D	E	F	Leather
\$830	\$860	\$900	\$945	\$985	\$1,030	\$975

DIMENSIONS				
W	D	H	SH	SD
21"	22"	40-44"	26-30"	22.5"

GAO

BABEL D



MSRP	
Metal	
	\$545


DIMENSIONS		
W	D	H
15"	16.9"	17.7"

BARSTOOL and COUNTER STOOLS

GLEE

Solid wood structure. Powder coated metal footrest. Fully assembled.

B&T



MSRP

ASHWOOD

\$750

DIMENSIONS

	W	D	H
BAR	14.5"	14.5"	29.5"
COUNTER	14.5"	14.5"	25.5"

HOLI BAR | SOLID / PERFORATED

Polypropylene seat. UV resistant. Galvanized metal base. Simple assembly required.

TOOU



MSRP

PP

\$ 280

DIMENSIONS

W	D	H	SH
21"	20.5"	43.5"	30.5"

Stackable

HOLI COUNTER | SOLID/PERFORATED

TOOU



MSRP

PP

\$ 280

DIMENSIONS

W	D	H	SH
21"	20"	39.5"	26.5"

Stackable x 6

HOLI EASY UP SEAT COVER

TOOU



MSRP

FABRIC*

COM

\$ 175

\$ 210

*TOOU Standard fabrics in Black, Light Grey, Red Terracotta, Olive Grey colors.

1,1 yd

BARSTOOL and COUNTER STOOLS

JOS

BABEL D



MSRP

Metal

\$1,010

DIMENSIONS

W	D	H
20.9"	18.1"	21.7"

LORENZO

Commercial grade injection molded foam, upholstered, steel frame, Fully assembled.

NUANS



MSRP

	COM/COL&A	B	C	D	E	Leather
COUNTER HEIGHT	\$1,140	\$1,200	\$1,375	\$1,475	\$1,735	\$1,400
BAR HEIGHT	\$1,175	\$1,235	\$1,410	\$1,515	\$1,770	\$1,435

DIMENSIONS

	W	D	H	SH
BAR HEIGHT	23.3"	20.5"	42"	29"
COUNTER HEIGHT	23.3	20.5"	38"	25"

1.6 yd ☆ 23 sq.ft

MIA Metal Base BAR HEIGHT

NUANS



MSRP

BLACK ASH

AMERICAN WHITE OAK

\$400

\$415

DIMENSIONS

W	D	H	SH
21"	19.5"	39.5"	29.5"

** Residential Use Only.

MIKA BAR & COUNTER STOOL

B&T



MSRP

ASHWOOD

\$1,065

DIMENSIONS

W	D	H	SH	SH w/PAD	SD
20.5"	18.5"	35"	25"	27.5"	17"

BARSTOOL and COUNTER STOOLS

MIKA BAR & COUNTER STOOL

B&T



#0.8 yd 13 sq.ft

MSRP - UPHOLSTERED SEAT

COM/COL&A	B	C	D	E	F	Leather
\$1,160	\$1,185	\$1,215	\$1,240	\$1,270	\$1,300	\$1,265

DIMENSIONS

W	D	H	SH	SH w/PAD	SD
21"	19"	39"	29"	30.5"	17"

MIKA BAR & COUNTER STOOL - BACKLESS

B&T



MSRP

ASHWOOD

\$925

DIMENSIONS

W	D	H	H w/PAD	SD
18.5"	16.5"	29.5"	31"	16.5"

MIKA BAR & COUNTER STOOL - BACKLESS

B&T



#0.7 yd 12 sq.ft

MSRP - UPHOLSTERED SEAT

COM/COL&A	B	C	D	E	F	Leather
\$1,110	\$1,035	\$1,065	\$1,095	\$1,120	\$1,150	\$1,115

DIMENSIONS

W	D	H	H w / PAD	SD
18"	16"	25.5"	27"	16"

NORY

NUANS



MSRP - UPHOLSTERED SEAT

	COM/COL&A	B	C	D	E	Leather
DINING HEIGHT	\$510	\$535	\$600	\$635	\$730	\$610
COUNTER HEIGHT	\$555	\$580	\$640	\$680	\$770	\$655
BAR HEIGHT	\$580	\$605	\$665	\$705	\$795	\$675

DIMENSIONS

	W	D	H
DINING HEIGHT	17"	14"	18"
COUNTER HEIGHT	17.1"	14.1"	24"
BAR HEIGHT	18.9"	14.1"	29.9"

BARSTOOL and COUNTER STOOLS

ODIN BAR PLAIN

B&T



0,6 yd ✪ 7,5 sq.ft

MSRP

ALL WOOD

\$1,705

DIMENSIONS

	W	D	H	SH	Arm H
BAR HEIGHT	22.8"	19.7"	41.7"	30"	39.8"
COUNTER HEIGHT	22.8"	19.7"	37.8"	26.4"	36"

ODIN BAR S-UP

B&T



0,6 yd ✪ 7,5 sq.ft

MSRP

COM/COL&A	B	C	D	E	F	Leather
\$1,875	\$1,900	\$1,930	\$1,960	\$1,990	\$2,020	\$1,950

DIMENSIONS

	W	D	H	SH	Arm H
BAR HEIGHT	22.8"	19.7"	41.7"	30"	39.8"
COUNTER HEIGHT	22.8"	19.7"	37.8"	26.4"	36"

* Plain: No upholstery, S-UP: Seat upholstered, WO-UP: Without Upholstery

OJAI COUNTER HEIGHT

Upholstered or Veneered Plywood Seat & Backrest Powder Coated Metal Frame

NUANS



MSRP

	No Upholstery	COM/COL&A	B	C
OAK	\$440	X	X	X
UPHOLSTERED	X	\$450	\$500	\$550

DIMENSIONS

W	D	H	SH
21"	19"	34"	25.5"

OJAI BAR HEIGHT

NUANS



MSRP

	No Upholstery	COM/COL&A	B	C
OAK	\$450	X	X	X
UPHOLSTERED	X	\$460	\$510	\$560

DIMENSIONS

W	D	H	SH
21.5"	19.5"	38"	29.5"

BARSTOOL and COUNTER STOOLS

OJAI WOOD COUNTER STOOL

NUANS



MSRP			
ALL WOOD			
ASHWOOD	\$690		
DIMENSIONS			
W	D	H	SH
18"	18"	36"	25.7"

OJAI WOOD BAR STOOL

NUANS



MSRP			
ALL WOOD			
ASHWOOD	\$725		
DIMENSIONS			
W	D	H	SH
18"	18"	40"	29.6"

PALOMA COUNTER HEIGHT

Upholstered or Veneered Plywood Seat & Backrest Powder Coated Metal Frame

NUANS



MSRP				
	No Upholstery	COM/COL&A	B	C
ASHWOOD	\$390	X	X	X
UPHOLSTERED SEAT	X	\$425	\$475	\$525
DIMENSIONS				
W	D	H	SH	
21"	19"	34"	25.5"	

PALOMA BAR HEIGHT

NUANS



MSRP				
	No Upholstery	COM/COL&A	B	C
ASHWOOD	\$400	X	X	X
UPHOLSTERED SEAT	X	\$435	\$485	\$535
DIMENSIONS				
W	D	H	SH	
21.5"	19.5"	38"	29.5"	

BARSTOOL and COUNTER STOOLS

PERA ELLIPSE SWIVEL BAR

Injection molded contract grade foam. Various base options.

B&T



#0,7 yd 11 sq.ft

MSRP						
COM/COL&A	B	C	D	E	F	Leather
\$830	\$850	\$880	\$915	\$945	\$975	\$935

DIMENSIONS				
W	D	H	SH	SD
18.5"	18.5"	38"	29"	14.5"

PERA ELLIPSE SWIVEL COUNTER

B&T



#0,7 yd 11 sq.ft

MSRP						
COM/COL&A	B	C	D	E	F	Leather
\$830	\$850	\$880	\$915	\$945	\$975	\$950

DIMENSIONS				
W	D	H	SH	SD
18.5"	18,5"	33"	25"	17"

PERA BAR WOOD

B&T



#0,7 yd 11 sq.ft

MSRP						
COM/COL&A	B	C	D	E	F	Leather
\$1,140	\$1,160	\$1,190	\$1,225	\$1,255	\$1,285	\$1,260

DIMENSIONS					
	W	D	H	SH	SD
COUNTER/BAR	18"	18"	33" - 36"	25" - 28"	17"

PERA BAR X

B&T



#0,7 yd 11 sq.ft

MSRP						
COM/COL&A	B	C	D	E	F	Leather
\$760	\$780	\$810	\$845	\$875	\$905	\$880

DIMENSIONS					
	W	D	H	H w / PAD	SD
COUNTER/BAR	17"	19"	33" - 38"	25" - 30.5"	17"

PLIE STOOL

Steel frame painted in polyester powder. Injection molded foam seat upholstered in fabric. Indoor use only.

lamiminal



MSRP						
	COM/COL&A	B	C	D	E	Leather
BAR	\$790	\$815	\$880	\$920	\$1,015	\$890
COUNTER	\$805	\$830	\$895	\$935	\$1,030	\$905

DIMENSIONS				
	W	D	H	SH
BAR	17.3"	18"	31.5"	31.5"
COUNTER	17"	16"	26.7"	26.7"

REVO STOOL

Structure in eco plastic. UV resistant. In and outdoor for the version without upholstery. Castor base, Writing tablet and Seat pad are optional.

TOOU



MSRP		
PP		
\$ 210		

DIMENSIONS		
W	D	H
17"	17"	25.5"

Stackable

REVO STOOL with CASTOR BASE

TOOU



MSRP			
PP			
\$ 345			

DIMENSIONS			
W	D	H	SH
21"	21"	39.5"	26"

Stackable x 6

REVO STOOL WRITING TABLET

TOOU



MSRP			
PP			
\$285			

DIMENSIONS			
W	D	H	SH
21"	21"	39.5"	26"

Stackable x 6

BARSTOOL and COUNTER STOOLS

REVO STOOL SEAT PAD TOOU



MSRP	
FABRIC*	COM
\$70	\$100

* TOOU Standard fabrics

0,3 yd 6 sq.ft

RHONE WOOD DOWEL LEG NUANS



1.26 yd 18.30 sq.ft

MSRP						
	COM/COL&A	B	C	D	E	Leather
COUNTER	\$1,235	\$1,285	\$1,420	\$1,500	\$1,700	\$1,440
BAR	\$1,280	\$1,330	\$1,465	\$1,545	\$1,745	\$1,485

DIMENSIONS				
	W	D	H	SH
COUNTER	21.3"	22.8"	40.6"	26"
BAR	21.3"	22.8"	44.5"	30"

RHONE METAL LEG NUANS



1.26 yd 18.30 sq.ft

MSRP						
	COM/COL&A	B	C	D	E	Leather
COUNTER	\$1,145	\$1,190	\$1,325	\$1,400	\$1,595	\$1,345
BAR	\$1,185	\$1,230	\$1,365	\$1,445	\$1,640	\$1,385

DIMENSIONS				
	W	D	H	SH
COUNTER	21.3"	22.8"	40.6"	26"
BAR	21.3"	22.8"	44.5"	30"

SATAO BARSTOOL Steel frame painted in polyester powder. Suitable for outdoor use. laminimal



MSRP		
POWDER COATED	GALVANIZED	OUTDOOR SEAT CUSHION
\$610	\$640	\$170

DIMENSIONS			
W	D	H	SH
22"	23"	43.5"	30.5"

Stackable x 4

BARSTOOL and COUNTER STOOLS

SATAO COUNTER STOOL

lamiminal



MSRP		
POWDER COATED	GALVANIZED	OUTDOOR SEAT CUSHION
\$595	\$625	\$170

DIMENSIONS			
W	D	H	SH
21.6"	22.5"	39.5"	26.5"

Stackable x 4

SOLE BAR HEIGHT

Galvanized metal structure for outdoor. Indoor/Outdoor. Upholstered seat / Seat pads are optional with indoor/outdoor fabric.

B&T



MSRP								
	WO-UP	COM/COL &A	B	C	D	E	F	Leather
ALL METAL	\$645	X	X	X	X	X	X	X

UPHOLSTERED SEAT	X	\$690	\$715	\$745	\$775	\$805	\$835	\$795
------------------	---	-------	-------	-------	-------	-------	-------	-------

SEAT PAD	X	\$285	X	X	X	X	X	X
----------	---	-------	---	---	---	---	---	---

DIMENSIONS			
W	D	H	SH
19"	21.5"	43.7"	29"

*Irusun Living Plain Melange Fabrics by Giovanardi

#0.5 yd 9 sq.ft Uph. Seat
#0.65 yd 10 sq.ft Uph. Seat & Backrest

SOLE COUNTER HEIGHT

B&T



MSRP								
	WO-UP	COM/COL &A	B	C	D	E	F	Leather
ALL METAL	\$645	X	X	X	X	X	X	X

UPHOLSTERED SEAT	X	\$690	\$715	\$745	\$775	\$805	\$835	\$795
------------------	---	-------	-------	-------	-------	-------	-------	-------

SEAT PAD	X	\$285	X	X	X	X	X	X
----------	---	-------	---	---	---	---	---	---

DIMENSIONS				
W	D	H	SH	SD
19"	21"	39.7"	25"	16"

*Irusun Living Plain Melange Fabrics by Giovanardi

#0.5 yd 9 sq.ft Uph. Seat
#0.65 yd 10 sq.ft Uph. Seat & Backrest

STELO BAR STOOL

Steel frame painted in polyester powder.

lamiminal



MSRP						
	COM/COL &A	B	C	D	E	Leather
ALL STEEL	\$770	X	X	X	X	X
UPHOLSTERED SEAT	\$840	\$860	\$915	\$945	\$1,030	\$925

DIMENSIONS				
	W	D	H	SH
BAR	19.8"	21"	41.1"	29.3"

0.6 yd

BARSTOOL and COUNTER STOOLS

STELO COUNTER STOOL

Steel frame painted in polyester powder.

laminimal



0.6 yd

MSRP						
	COM/COL &A	B	C	D	E	Leather
ALL STEEL	\$790	X	X	X	X	X
UPHOLSTERED SEAT	\$860	\$875	\$930	\$960	\$1,040	\$940

DIMENSIONS				
	W	D	H	SH
COUNTER	19.4"	20.1"	37.7"	25.9"

TA BLACK BASE

Seat: 1555 Size Polypropylene seat. UV resistant. Black powder coated or polished steel metal. Simple assembly required.

TOOU



1.5 yd 23 sq.ft

MSRP		
	PP	COM/COL
COUNTER HEIGHT	\$ 265	\$475
BAR HEIGHT	\$ 275	\$485

DIMENSIONS			
W	D	H	SH
18"	20"	37.5" - 41.5"	25.5" - 29"

TA POLISHED STEEL BASE

TOOU



1.5 yd 23 sq.ft

MSRP		
	PP	COM/COL
COUNTER HEIGHT	\$300	\$515
BAR HEIGHT	\$310	\$525

DIMENSIONS			
W	D	H	SH
18"	20"	37.5" - 41.5"	25.5" - 29"

TA XL BLACK BASE

Seat: 1511 Size Polypropylene seat. UV resistant. Black powder coated or polished steel metal. Simple assembly required.

TOOU



1.5 yd 23 sq.ft

MSRP			
	PP	UPHOLSTERED	COM/COL
COUNTER HEIGHT	\$270	\$490	\$550
BAR HEIGHT	\$280	\$500	\$560

DIMENSIONS			
W	D	H	SH
18"	21.3"	37.4" - 41.3"	25.6" - 29.5"

BARSTOOL and COUNTER STOOLS

TA XL POLISHED STEEL BASE

Seat: 1511 Size Polypropylene seat. UV resistant.
Black powder coated or polished steel metal. Simple assembly required.

TOOU



1.5 yd 23 sq.ft

MSRP			
	PP	UPHOLSTERED	COM/COL
COUNTER HEIGHT	\$340	\$550	\$595
BAR HEIGHT	\$350	\$560	\$605

DIMENSIONS			
W	D	H	SH
18"	21.3"	37.4" - 41.3"	25.6" - 29.5"

TRIDENT COUNTER

NUANS



1.64 yd

MSRP					
COM/COL&A	B	C	D	E	Leather
\$1,110	\$1,175	\$1,355	\$1,460	\$1,730	\$1,380

DIMENSIONS		
W	D	H
26"	22"	36"

TRIDENT BAR

NUANS



1.64 yd

MSRP					
COM/COL&A	B	C	D	E	Leather
\$1,160	\$1,225	\$1,410	\$1,520	\$1,795	\$1,440

DIMENSIONS		
W	D	H
26"	22"	39"

UNIA BAR HEIGHT

Steel frame painted in polyester powder.
Bentwood seat and seatback padded and upholstered in fabric or eco leather.

laminal



MSRP
A
\$925

DIMENSIONS				
W	D	H	SH	Arm H
22"	22.8"	43.7"	30.7"	37.8"

BARSTOOL and COUNTER STOOLS

UNIA COUNTER HEIGHT

laminal



MSRP

A

\$895

DIMENSIONS

W	D	H	SH	Arm H
21.5"	22.5"	39.7"	26.7"	23.8"

YARD COUNTER STOOL/ BAR STOOL

TOOU



#0.7 yd

MSRP

PP

SEAT PAD

COUNTER HEIGHT

\$230

\$70

BAR HEIGHT

\$240

\$70

DIMENSIONS

W	D	H	SH
23"	21"	31"-43"	18.3"-30.7"

Stackable x8

YARD BAR STOOL

TOOU



#0.7 yd

MSRP

PP

SEAT PAD

COUNTER HEIGHT w/ARMREST

\$240

\$70

BAR HEIGHT w/ ARMREST

\$250

\$70

DIMENSIONS

W	D	H	SH
22.4"	22"	39.5"- 43.3"	26.7"-30.7"

Stackable x8

BARSTOOL and COUNTER STOOLS

JAY N16V-WN CLEAR VARNISHED BEECHWOOD SHELL, BLACK PAINTED

NUANS



CAT.1	CAT.2	CAT.3	CAT.5	CAT.7
\$620	-	-	-	-
W	D	H		
17.7"	20"	37.8"		

JAY N17V CLEAR VARNISHED BEECHWOOD SHELL, UPHOLSTERED SEAT PAD, BLACK PAINTED


NUANS



CAT.1	CAT.2	CAT.3	CAT.5	CAT.7
\$740	\$755	\$765	\$780	\$795
W	D	H		
17.7"	20"	37.8"		

JAY W18V-WN CLEAR VARNISHED BEECHWOOD SHELL AND 4-LEGGED BASE


NUANS



CAT.1	CAT.2	CAT.3	CAT.5	CAT.7
\$1,015	-	-	-	-
W	D	H		
17.7"	19.3"	37.8"		

JAY W19V CLEAR VARNISHED BEECHWOOD SHELL AND 4-LEGGED BASE, UPHOLSTERED SEAT PAD

NUANS



CAT.1	CAT.2	CAT.3	CAT.5	CAT.7
\$1,145	\$1,150	\$1,160	\$1,175	\$1,200
W	D	H		
17.7"	19.3"	37.8"		

OFFICE & TASK CHAIRS

DAISY PREMIUM OFFICE BASE

Injection molded contract grade foam.

B&T



1,5 yd ☆ 21 sq.ft

MSRP							
COM/COL&A	B	C	D	E	F	Leather	
	\$1,745	\$1,805	\$1,880	\$1,960	\$2,040	\$2,115	x

DIMENSIONS					
W	D	H	SH	Arm H	SD
23"	21"	29.5"-33.5"	15"-19"	23"-26.5"	15.7"

GRACE OFFICE PREMIUM S-GL

B&T



1.91 yd ☆ 28 sq.ft

MSRP							
	COM/COL&A	B	C	D	E	F	Real Leather
Upholstered Back	\$1,985	\$2,070	\$2,180	\$2,290	\$2,405	\$2,515	\$2,380
Plywood Back	\$2,200	\$2,255	\$2,325	\$2,390	\$2,460	\$2,530	\$2,445

DIMENSIONS					
W	D	H	SH	Arm H	SD
23.6"	24.2"	30.7 - 34.6"	16.1 - 20"	23.2 - 27.2"	17.3"

LAMY PREMIUM OFFICE BASE

Injection molded contract grade foam.

B&T



1,8 yd ☆ 26 sq.ft

MSRP							
COM/COL&A	B	C	D	E	F	Leather	
	\$1,950	\$2,020	\$2,115	\$2,210	\$2,305	\$2,400	\$2,280

DIMENSIONS					
W	D	H	SH	Arm H	SD
23,5"	25"	30.5"-33.5"	18"-21"	23"-26"	18"

MENTOR LOW BACK | PREMIUM OFFICE BASE

Injection molded contract grade foam.

B&T



1,7 yd ☆ 24 sq.ft

MSRP							
COM/COL&A	B	C	D	E	F	Leather	
	\$2,475	\$2,550	\$2,650	\$2,750	\$2,850	\$2,950	\$2,825

DIMENSIONS					
W	D	H	SH	Arm H	SD
25"	25"	39"-41.5"	18"-20"	26.5"-29"	19.7"

OFFICE & TASK CHAIRS

MENTOR HIGH BACK | PREMIUM OFFICE BASE

B&T



2,2 yd 32 sq.ft

MSRP						
COM/COL&A	B	C	D	E	F	Leather
\$2,700	\$2,785	\$2,895	\$3,005	\$3,120	\$3,230	\$3,085
DIMENSIONS						
W	D	H	SH	Arm H	SD	
25"	25"	49"-51.5"	18"-20"	26.5"-29"	19.7"	

PERA

Injection molded contract grade foam.

B&T



1 yd 17 sq.ft

MSRP						
COM/COL&A	B	C	D	E	F	Real Leather
w/out ARM \$1,440	\$1,475	\$1,525	\$1,575	\$1,625	\$1,675	\$1,650
with ARM \$1,630	\$1,675	\$1,730	\$1,785	\$1,840	\$1,895	\$1,860
DIMENSIONS						
W	D	H	SH	SD		
19"	22.5"	29"-33"	18"-22"	16"		

REGO PREMIUM OFFICE BASE

Injection molded contract grade foam.

B&T



1,5 yd 23 sq.ft

MSRP						
COM/COL&A	B	C	D	E	F	Leather
\$1,835	\$1,890	\$1,960	\$2,025	\$2,095	\$2,165	\$2,080
DIMENSIONS						
W	D	H	SH	Arm H	SD	
24.5"	23.5"	30"-34"	17"-21"	25"-28"	16.5"	

REGO SPIDER OFFICE BASE

B&T



1,5 yd 23 sq.ft

MSRP						
COM/COL&A	B	C	D	E	F	Leather
\$1,395	\$1,450	\$1,520	\$1,585	\$1,655	\$1,725	\$1,640
DIMENSIONS						
W	D	H	SH	Arm H	SD	
24.5"	23.5"	30"-34"	17"-21"	25"-28"	16.5"	

OFFICE & TASK CHAIRS

REGO PLAY PREMIUM OFFICE BASE

Polypropylene monobloc seat. Optional upholstery.

B&T



1,6 yd 23 sq.ft

MSRP							
COM/COL&A	B	C	D	E	F	Real Leather	
S-UP	\$1,415	\$1,440	\$1,475	\$1,510	\$1,540	\$1,575	\$1,530
UP	\$1,695	\$1,760	\$1,845	\$1,930	\$2,015	\$2,105	\$1,935

DIMENSIONS				
W	D	H	SH	SD
24"	22"	32"	17"	26"

REST SPIDER OFFICE BASE

Upholstered PP Seat
Spider Office Base

B&T



1,1 yd 16,5 sq.ft

MSRP								
	WO-UP	COM/COL &A	B	C	D	E	F	Real Leather
Classic	\$790	X	X	X	X	X	X	X
Upholstered seat	X	\$1,025	\$1,050	\$1,080	\$1,110	\$1,140	\$1,170	\$1,130
Upholstered	X	\$1,125	\$1,165	\$1,220	\$1,270	\$1,325	\$1,375	\$1,325
Classic w Arm	\$875	X	X	X	X	X	X	X
Upholstered seat w Arm	X	\$1,100	\$1,125	\$1,155	\$1,185	\$1,215	\$1,245	\$1,205
Upholstered w Arm	X	\$1,225	\$1,265	\$1,320	\$1,370	\$1,425	\$1,475	\$1,425

DIMENSIONS				
W	D	H	SH	ArmH
22"	21"	30"-33"	16"-19"	25"-28"

RHONE OFFICE BASE

NUANS



1.42 yd 21.53 sq.ft

MSRP					
COM/COL&A	B	C	D	E	Leather
\$1,165	\$1,210	\$1,345	\$1,420	\$1,620	\$1,360

DIMENSIONS			
W	D	H	SH
21.3"	22.8"	32.7"	18"

TRIDENT OFFICE CHAIR

NUANS



1.64 yd

MSRP					
COM/COL&A	B	C	D	E	Leather
\$1,160	\$1,220	\$1,395	\$1,495	\$1,750	\$1,420

DIMENSIONS		
W	D	H
26"	23"	30"

OFFICE & TASK CHAIRS

QUINTA C8100D EXECUTIVE ARMCHAIR

NUANS



CAT.2	CAT.3	CAT.4	CAT.5	CAT.6	CAT.7
\$3,645	\$3,750	\$4,505	\$3,885	\$5,130	\$4,030
W		D		H	
25.2"		27.6"		50.4 - 54"	

QUINTA C8101D MANAGER'S ARMCHAIR

NUANS



CAT.2	CAT.3	CAT.4	CAT.5	CAT.6	CAT.7
\$3,260	\$3,340	\$3,990	\$3,445	\$4,490	\$3,570
W		D		H	
25.2"		27.6"		40.5 - 44"	

QUINTA C8102G SWIVEL ARMCHAIR

NUANS



CAT.2	CAT.3	CAT.4	CAT.5	CAT.6	CAT.7
\$2,210	\$2,265	\$2,780	\$2,340	\$3,135	\$2,420
W		D		H	
25.2"		27.6"		31 - 34"	

OFFICE & TASK CHAIRS

ZONE 5 PRONGS SHEET OFFICE BASE

B&T



1,7 yd 25 sq.ft

MSRP							
COM/COL&A	B	C	D	E	F	Real Leather	
w/out ARM	\$1,935	\$1,990	\$2,070	\$2,150	\$2,225	\$2,305	\$2,205
with ARM	\$2,060	\$2,115	\$2,195	\$2,275	\$2,350	\$2,430	\$2,330

DIMENSIONS				
W	D	H	SH	
20"	22.5"	38"-42"	16"-20"	

ZONE EXCLUSIVE 5WAY SWIVEL BASE W/ARM

B&T



2,4 yd 35 sq.ft

MSRP							
COM/COL&A	B	C	D	E	F	Real Leather	
w/out ARM	\$2,075	\$2,145	\$2,230	\$2,320	\$2,410	\$2,500	\$2,385
with ARM	\$2,200	\$2,270	\$2,355	\$2,445	\$2,535	\$2,625	\$2,510

DIMENSIONS				
W	D	H	SH	Arm H
23"	22.5"	50.5"-54.5"	16"-20"	25"-28"

LOUNGE CHAIRS

ACER

NUANS



Seat Pad # 0.7 yd

MSRP	
All Metal (Indoor/Outdoor)	\$750
Seat Pad	\$285

DIMENSIONS				
W	D	H	SH	Arm H
32.2"	23.2"	28.7"	15"	22.4"

ALEK

Solid wood structure. Upholstered padded seat. Fully assembled.

B&T



1.1 yd 15 sq.ft

MSRP						
COM/COL&A	B	C	D	E	F	Leather
\$2,070	\$2,110	\$2,160	\$2,210	\$2,260	\$2,315	\$2,245

DIMENSIONS				
W	D	H	SH	Arm H
26.5"	25.5"	25.5"	16"	22"

ALODIA CHAISE LOUNGE

BABEL D



MSRP	
METAL	\$15,980

DIMENSIONS			
	L	W	H
OPEN	20.9"	80.7"	21.7"
CLOSED	20.9"	46.9"	16.5"

ALODIA CHAISE LOUNGE HEADREST CUSHION

BABEL D



MSRP	
HEADREST CUSHION	\$235

LOUNGE CHAIRS

ALODIA CHAISE LOUNGE PAD

BABEL D



MSRP	
CHAIR CUSHION	
\$870	

BANGI

BABEL D



MSRP	
METAL	
\$1,235	

DIMENSIONS		
W	D	H
26"	27.2"	29.1"

BOLD

High density foam.
It has Castors

B&T



MSRP							
	COM/COL&A	B	C	D	E	F	Leather
BOLD	\$2,210	\$2,325	\$2,475	\$2,630	\$2,785	\$2,935	\$2,740
W LAMINATE TABLET	\$2,530	\$2,645	\$2,800	\$2,950	\$3,105	\$3,260	\$3,065
W VENEER TABLET	\$2,760	\$2,875	\$3,030	\$3,180	\$3,335	\$3,490	\$3,295

12" fixed round tablet is optional. it can be fixed left or right side of the armchair according to user's preference.

Please choose metal tube color & tablet finish

DIMENSIONS				
	W	D	H	SH
WITH TABLET	37"	35.5"	27"	16"
W/OUT TABLET	32.5"	35.5"	27"	16"

4 yd ☆ 63 sq.ft

BONNY SWIVEL BASE

Solid wood and metal structure. Solid wood or metal base. Swivel

B&T



MSRP							
	COM/COL&A	B	C	D	E	F	Leather
Metal	\$2,140	\$2,225	\$2,345	\$2,465	\$2,580	\$2,700	X
Metal S MR	\$2,300	\$2,385	\$2,505	\$2,625	\$2,740	\$2,860	X
Wood S	\$2,360	\$2,445	\$2,560	\$2,680	\$2,800	\$2,915	X
Wood S MR	\$2,530	\$2,615	\$2,735	\$2,855	\$2,970	\$3,090	X

DIMENSIONS					
W	D	H	SH	ArmH	SD
30.5"	28.5"	28.5"	17"	21.5"	22.5"

2,6 yd ☆ 37 sq.ft

S: Swivel, MR: Memory Return Mechanism

LOUNGE CHAIRS

BOTERIZ

NUANS



MSRP						
COM/COL&A	B	C	D	E	Leather	
Powder Coated	\$2,080	\$2,195	\$2,530	\$2,725	\$3,215	\$2,580
Brushed Finish	\$2,160	\$2,275	\$2,610	\$2,805	\$3,295	\$2,655

DIMENSIONS			
W	D	H	SH
29.1"	29.1"	29.5"	16.5"

CAMAROSA

Injection molded contract grade foam. Steel base

NUANS



3 yd 43 sq.ft

MSRP						
COM/COL&A	B	C	D	E	Leather	
\$1,505	\$1,630	\$1,970	\$2,170	\$2,670	\$2,020	

DIMENSIONS			
W	D	H	
31"	27.5"	31.5"	

DAISY DOWEL WOOD BASE

Injection molded contract grade foam. Various base options.

B&T



2,1 yd 32 sq.ft

MSRP						
COM/COL&A	B	C	D	E	F	Leather
\$1,680	\$1,755	\$1,860	\$1,960	\$2,065	\$2,165	X

DIMENSIONS						
W	D	H	SH	Arm H	SD	
27"	28.5"	30"	16"	25"	18"	

DAISY SLED BASE

B&T



2,1 yd 32 sq.ft

MSRP						
COM/COL&A	B	C	D	E	F	Leather
\$1,520	\$1,595	\$1,695	\$1,790	\$1,895	\$1,990	X

DIMENSIONS						
W	D	H	SH	Arm H	SD	
27"	28.5"	30"	16"	25"	18"	

LOUNGE CHAIRS

DUPONT

Upholstered or Veneered Plywood seat. Powder coated metal base.

B&T



1.4 yd ☆ 24 sq.ft

MSRP								
	WO-UP	COM/COL &A	B	C	D	E	F	Leather
Ashwood	\$745	X	X	X	X	X	X	X
Upholstered	X	\$835	\$870	\$920	\$970	\$1,015	\$1,065	\$1,005

DIMENSIONS					
W	D	H	SH	SD	
23"	25"	29"	16"	14"	

FERNO

Upholstered contract grade foam. Powder coated metal frame.

B&T



2,4 yd ☆ 35 sq.ft

MSRP						
COM/COL&A	B	C	D	E	F	Leather
\$1,740	\$1,815	\$1,920	\$2,020	\$2,125	\$2,225	\$2,095

DIMENSIONS					
W	D	H	SH	Arm H	SD
29"	31"	29"	15.5"	21.5"	22.5"

FOLD SINGLE SOFA

Hardwood Frame
Sleeper Sofa.

B&T



7 yd ☆ x sq.ft

MSRP						
COM/COL&A	B	C	D	E	F	Leather
\$3,230	\$3,840	\$4,170	\$4,505	\$4,835	\$5,170	X

DIMENSIONS				
W	D	H	SH	Arm H
32.5"	36"	31"	16"	23"

JOS

BABEL D



MSRP	
METAL	
\$1,595	

DIMENSIONS		
W	D	H
26"	26"	29.1"

*1 cushion included in price.

LOUNGE CHAIRS

JOS DAY BED

BABEL D



MSRP

METAL

\$5,160

DIMENSIONS

W	D	H
49.6"	52.8"	31.5"

KANO

BABEL D



MSRP

METAL

\$1,290

DIMENSIONS

W	D	H
25.2"	25.2"	28.3"

KANO CUSHION LOUNGE CHAIR

BABEL D



MSRP

CHAIR CUSHION

\$250

KANO CHAISE LOUNGE

BABEL D



MSRP

METAL

\$4,435

DIMENSIONS

L	W	H
64.6"	32.3"	28.3"

*1 cushion included in price.

LOUNGE CHAIRS

KAV

Hardwood Frame. Fully assembled.

B&T



2,8 yd ☆ 55 sq.ft

MSRP						
COM/COL&A	B	C	D	E	F	Leather
\$1,955	\$2,080	\$2,245	\$2,415	\$2,580	\$2,745	\$2,730

DIMENSIONS				
W	D	H	SH	SD
34"	33"	22"	14"	30.5"

Wood base can be stained in natural ash, walnut or black colors.

LAMY SWIVEL METAL BASE

Injection molded contract grade foam. Various base options.

B&T



2,8 yd ☆ 41 sq.ft

MSRP						
COM/COL&A	B	C	D	E	F	Leather
\$2,155	\$2,235	\$2,340	\$2,445	\$2,555	\$2,665	\$2,525
with MEMORY RETURN MECHANISM \$2,305	\$2,385	\$2,495	\$2,600	\$2,710	\$2,820	\$2,680

DIMENSIONS				
W	D	H	SH	SD
29"	32"	33.5"	16"	22"

Base finish options: Powder coated in available RAL colors.

LAMY METAL w/ HEADREST

B&T



3 yd ☆ 42 sq.ft

MSRP						
COM/COL&A	B	C	D	E	F	Leather
\$2,810	\$2,935	\$3,105	\$3,275	\$3,440	\$3,610	\$3,395
with MEMORY RETURN MECHANISM \$2,960	\$3,090	\$3,255	\$3,425	\$3,595	\$3,765	\$3,550

DIMENSIONS					
W	D	H	SH	Arm H	SD
29"	31.5"	45"	16"	22"	19.7"

Base finish options: Powder coated in available RAL colors.

LAMY SWIVEL WOOD BASE

B&T



2.8 yd ☆ 41 sq.ft

MSRP						
COM/COL&A	B	C	D	E	F	Leather
\$2,320	\$2,400	\$2,505	\$2,615	\$2,720	\$2,830	\$2,690
with MEMORY RETURN MECHANISM \$2,475	\$2,555	\$2,660	\$2,765	\$2,875	\$2,985	\$2,845

DIMENSIONS					
W	D	H	SH	Arm H	SD
29"	32"	33.5"	16"	22"	19.7"

Wood base can be stained in natural ash, walnut or black colors.

LOUNGE CHAIRS

LAMY SWIVEL WOOD w/ HEADREST

B&T



3 yd 42 sq.ft

MSRP							
COM/COL&A	B	C	D	E	F	Leather	
\$2,500	\$2,630	\$2,795	\$2,965	\$3,135	\$3,305	\$3,090	
with MEMORY RETURN MECHANISM	\$2,655	\$2,875	\$2,950	\$3,120	\$3,290	\$3,455	\$3,245

DIMENSIONS					
W	D	H	SH	Arm H	SD
29"	31.5"	45"	16"	22"	19.7"

Base finish options: Powder coated in available RAL colors.

LAMY DOWEL WOOD BASE

B&T



2.8 yd 41 sq.ft

MSRP						
COM/COL&A	B	C	D	E	F	Leather
\$1,950	\$2,030	\$2,140	\$2,245	\$2,355	\$2,460	\$2,325

DIMENSIONS					
W	D	H	SH	Arm H	SD
29"	31.5"	33.5"	16"	22"	19.7"

Wood base can be stained in natural ash, walnut or black colors.

LAMY DOWEL w/ HEADREST

B&T



3 yd 42 sq.ft

MSRP						
COM/COL&A	B	C	D	E	F	Leather
\$2,130	\$2,255	\$2,420	\$2,590	\$2,760	\$2,930	\$2,715

DIMENSIONS					
W	D	H	SH	Arm H	SD
29"	31.5"	45"	16"	22"	19.7"

Wood base can be stained in natural ash, walnut or black colors.

LAMY SLED BASE

B&T



2.8 yd 41 sq.ft

MSRP						
COM/COL&A	B	C	D	E	F	Leather
\$1,865	\$1,945	\$2,050	\$2,155	\$2,265	\$2,375	\$2,235

DIMENSIONS					
W	D	H	SH	Arm H	SD
29"	31.5"	33.5"	16"	22"	19.7"

Base finish options: Powder coated in available RAL colors.

LOUNGE CHAIRS

LAMY SLED w/ HEADREST

B&T



3 yd ☆ 42 sq.ft

MSRP						
COM/COL&A	B	C	D	E	F	Leather
\$2,140	\$2,265	\$2,435	\$2,605	\$2,770	\$2,940	\$2,725

DIMENSIONS					
W	D	H	SH	Arm H	SD
29"	31.5"	33.5"	16"	22"	19.7"

Base finish options: Powder coated in available RAL colors.

LED

High density foam. Metal legs.

B&T



6 yd ☆ 86 sq.ft

MSRP						
COM/COL&A	B	C	D	E	F	Leather
\$3,210	\$3,365	\$3,570	\$3,775	\$3,980	\$4,180	\$3,985

DIMENSIONS				
W	D	H	SH	Arm H
31.5"	27.5"	28.5"	16"	24.5"

Leg finish options: Powder coated in available RAL colors.

LORENZO

Injection molded contract grade foam. Steel base

NUANS



3 yd ☆ 43 sq.ft

MSRP						
COM/COL&A	B	C	D	E	Leather	
Powder Coated	\$1,450	\$1,565	\$1,890	\$2,075	\$2,555	\$1,935
Brushed Finish	\$1,660	\$1,775	\$2,095	\$2,285	\$2,760	\$2,140

DIMENSIONS		
W	D	H
27.5"	30"	29.5"

MABEL COMFORT

Powder coated swivel metal base.

B&T



7 yd ☆ 97 sq.ft

MSRP							
COM/COL&A	B	C	D	E	F	Leather	
4 Legs	\$3,550	\$3,780	\$4,085	\$4,395	\$4,700	\$5,005	\$4,615
Round Base	\$3,950	\$4,180	\$4,485	\$4,795	\$5,100	\$5,405	\$5,015

DIMENSIONS				
W	D	H	SH	Arm H
38"	33.5"	25"	16"	21"

* Standard version has one curve and one straight arm and has a round base. Two curves and two straight arms versions are available. The tube legs are optional too.

LOUNGE CHAIRS

MOST

Hardwood frame. Metal base.

B&T



5 yd 111 sq.ft

MSRP						
COM/COL&A	B	C	D	E	F	Leather
\$3,795	\$3,970	\$4,200	\$4,430	\$4,660	\$4,890	\$4,595
DIMENSIONS						
W	D	H	SH	Arm H		
41.5"	38"	27"	15.5"	19.5"		

ORA SWIVEL LOUNGE

B&T



5 yd 110 sq.ft

MSRP						
COM/COL&A	B	C	D	E	F	Leather
\$2,475	\$2,705	\$3,010	\$3,315	\$3,625	\$3,930	\$3,535
DIMENSIONS						
W	D	H	SH	Arm H		
33.9"	29"	27"	17.9"	27"		

OUTO LOUNGE CHAIR

Polypropylene. Air injection technology. In and Outdoor use. UV resistant.

TOOU



MSRP			
PP			
\$295			
DIMENSIONS			
W	D	H	SH
24"	31.5"	30"	15.5"

Stackable x 6 pcs

PERA SLED BASE

Injection molded contract grade foam. Various base options.

B&T



1.5 yd 20 sq.ft

MSRP						
COM/COL&A	B	C	D	E	F	Leather
\$1,000	\$1,050	\$1,120	\$1,180	\$1,250	\$1,315	\$1,210
DIMENSIONS						
W	D	H	SH	Arm H		
23.5"	27.5"	29.5"	16.5"	19"		

Base finish options: Powder coated in available RAL colors .

LOUNGE CHAIRS

PERA SWIVEL BASE

B&T



1.5 yd 20 sq.ft

MSRP						
COM/COL&A	B	C	D	E	F	Leather
\$1,195	\$1,245	\$1,310	\$1,375	\$1,440	\$1,510	\$1,400
with MEMORY RETURN MECHANISM \$1,360	\$1,410	\$1,475	\$1,540	\$1,610	\$1,675	\$1,565

DIMENSIONS				
W	D	H	SH	Arm H
23.5"	27.5"	31"	16.5"	19"

Base finish options: Powder coated in available RAL colors.

PERA SWIVEL BASE w/ARM

B&T



1.5 yd 20 sq.ft

MSRP						
COM/COL&A	B	C	D	E	F	Leather
\$1,480	\$1,530	\$1,605	\$1,675	\$1,750	\$1,820	\$1,705
with MEMORY RETURN MECHANISM \$1,645	\$1,695	\$1,770	\$1,840	\$1,915	\$1,985	\$1,870

DIMENSIONS				
W	D	H	SH	Arm H
26"	27.5"	31"	16.5"	19"

Base finish options: Powder coated in available RAL colors.

PICK

Hardwood frame. High density foam. Metal legs.

B&T



8 yd 108 sq.ft

MSRP						
COM/COL&A	B	C	D	E	F	Leather
\$2,905	\$3,155	\$3,490	\$3,820	\$4,150	\$4,485	\$4,060

DIMENSIONS				
W	D	H	SH	SD
46"	35.5"	27.5"	16"	25.5"

Base finish options: Powder coated in available RAL colors.

PIU

Hardwood frame. High density foam. Metal legs.

B&T



8 yd 113 sq.ft

MSRP						
COM/COL&A	B	C	D	E	F	Leather
\$3,675	\$3,885	\$4,165	\$4,445	\$4,725	\$5,010	\$4,650

DIMENSIONS			
W	D	H	SH
37.5"	33.5"	29"	16"

Base finish options: Powder coated in available RAL colors.

LOUNGE CHAIRS

PLIE LOUNGE CHAIR

Steel frame painted in polyester powder. Injection moulded foam seat and seatback upholstered in fabric. Indoor use only.

laminal



MSRP						
COM/COL&A	B	C	D	E	Leather	
\$1,170	\$1,235	\$1,415	\$1,525	\$1,790	\$1,445	

DIMENSIONS					
W	D	H	SH	Arm Height	
25.8"	23.3"	28.7"	17.7"	28.2"	

REGO SWIVEL WOOD BASE

Injection molded contract grade foam. Various base options.

B&T



2 yd ☆ 28 sq.ft

MSRP							
COM/COL&A	B	C	D	E	F	Leather	
\$2,125	\$2,195	\$2,290	\$2,385	\$2,475	\$2,570	\$2,450	
with MEMORY RETURN MECHANISM	\$2,270	\$2,345	\$2,440	\$2,530	\$2,625	\$2,720	\$2,600

DIMENSIONS						
W	D	H	SH	Arm H	SD	
30"	27"	28"	17"	23"	19.3"	

REGO SWIVEL METAL BASE

B&T



2 yd ☆ 28 sq.ft

MSRP							
COM/COL&A	B	C	D	E	F	Leather	
\$2,230	\$2,300	\$2,395	\$2,490	\$2,585	\$2,680	\$2,560	
with MEMORY RETURN MECHANISM	\$2,380	\$2,450	\$2,545	\$2,640	\$2,735	\$2,830	\$2,710

DIMENSIONS						
W	D	H	SH	Arm H	SD	
32"	36"	28"	17"	23"	19.3"	

Base finish options: Powder coated in available RAL colors.

REGO EXCLUSIVE SWIVEL WOOD BASE w/ HEADREST

B&T



2.5 yd ☆ 36 sq.ft

MSRP							
COM/COL&A	B	C	D	E	F	Leather	
\$2,385	\$2,475	\$2,590	\$2,705	\$2,820	\$2,935	\$2,785	
with MEMORY RETURN MECHANISM	\$2,540	\$2,625	\$2,740	\$2,855	\$2,970	\$3,085	\$2,940

DIMENSIONS						
W	D	H	SH	Arm H	SD	
30"	27"	48.7"	17"	23"	19.33"	

LOUNGE CHAIRS

REGO EXCLUSIVE SWIVEL METAL BASE w/ HEADREST B&T



2.5 yd ☆ 36 sq.ft

MSRP							
COM/COL&A	B	C	D	E	F	Leather	
	\$2,560	\$2,645	\$2,760	\$2,875	\$2,990	\$3,105	\$2,960
with MEMORY RETURN MECHANISM	\$2,710	\$2,795	\$2,910	\$3,025	\$3,140	\$3,255	\$3,110

DIMENSIONS						
W	D	H	SH	Arm H	SD	
32.5"	36"	41.7"	17"	23"	19.3"	

ROSA NUANS



MSRP						
COM/COL&A	B	C	D	E	Leather	
ALL METAL	\$745	x	x	x	x	x
Seating Pad Ø49 cm	\$225	\$255	\$280	\$355	\$400	x

DIMENSIONS				
W	D	H	SH	
32.2"	28"	30"	15"	

ROUND SWIVEL METAL BASE B&T



3.6 yd ☆ 41 sq.ft

MSRP							
COM/COL&A	B	C	D	E	F	Leather	
	\$2,560	\$2,685	\$2,855	\$3,025	\$3,190	\$3,360	\$2,960

DIMENSIONS					
W	D	H	SH	Arm H	
30.5"	29.5"	26"	16"	24"	

Base finish options: Powder coated in available RAL colors.

ROUND PRIVATE W/ SWIVEL SIDE TABLE B&T

Injection molded contract grade foam. Swivel Metal Base & Arm



4 yd ☆ 42 sq.ft

MSRP							
	COM/COL&A	B	C	D	E	F	Leather
ROUND PRIVATE	\$3,455	\$3,610	\$3,815	\$4,020	\$4,225	\$4,430	\$3,940
w LAMINATE TABLET ARM	\$3,880	\$4,035	\$4,240	\$4,445	\$4,650	\$4,855	\$4,370
w VENEER TABLET ARM	\$4,140	\$4,295	\$4,500	\$4,705	\$4,910	\$5,115	\$4,630

DIMENSIONS					
W	D	H	SH	Arm H	
35"	34.5"	47"	16"	24"	

LOUNGE CHAIRS

SATAO

Steel frame painted in polyester powder. Suitable for outdoor use.

lamiminal



MSRP				
POWDER COATED		OUTDOOR SEAT CUSHION		
\$625		\$205		
DIMENSIONS				
W	D	H	SH	Arm H
26.5"	25"	32.3"	17"	24.4"

SENSU

Eco plastic structure
Optional seat cushion and cover

TOOU



MSRP			
PP CHAIR		CUSHION	
\$430		Sunbrella Fabric Seat Cover	\$450
		Standard Fabric Seat Cover	\$340
		Sunbrella Cushion	\$225
		Standard Cushion	\$175
DIMENSIONS			
W	D	H	SH
29"	26.5"	33"	14.5"

STELO LOUNGE

Steel frame painted in polyester powder.
Stackable up to 4 pieces.

lamiminal



0.9 yd

MSRP						
	COM/COL&A	B	C	D	E	Real Leather
ALL STEEL	\$730	-	-	-	-	-
UPHOLSTERED	\$845	\$865	\$925	\$960	\$1,050	\$935
DIMENSIONS						
W	D	H	SH	SH	SH	SH
24.6"	21.2"	29.8"	29.8"	25.9"		

TASCA

Upholstered Foam Seat and Back Black Metal Frame

TOOU



1.5 yd ☼ 23 sq.ft Lounge Chair
1.5 yd ☼ 23 sq.ft Pillow
1.5 yd ☼ 23 sq.ft Ottoman

MSRP				
	Standard Fabric	Eco Leather	Gabriel Fabric	COM
Lounge Chair	\$650	\$725	\$800	\$1,045
Ottoman	\$375	\$415	\$450	\$675
Pillow	\$80	\$95	\$130	\$225
DIMENSIONS				
W	D	H	SH	SH
24"	26.5"	31"		16.5"

LOUNGE CHAIRS

TO BE

Injection molded contract grade foam. Solid wood base.

B&T



3 yd 37 sq.ft

MSRP						
COM/COL&A	B	C	D	E	F	Leather
\$2,175	\$2,270	\$2,400	\$2,530	\$2,655	\$2,785	\$2,620

DIMENSIONS						
W	D	H	SH	Arm H	SD	
30"	28.5"	31"	16"	22.5"	18.5"	

UNIA

Steel frame painted in polyester powder.
Bentwood seat and seatback padded and upholstered in fabric or eco leather.

laminal



MSRP	
A	
\$1,170	

DIMENSIONS			
W	D	H	SH
27.5"	25"	35"	18.5"

OTTOMAN and FOOTSTOOLS

BOXER

Hardwood frame. High density foam. Swivel metal base. Fully assembled.

B&T



#2.2 yd ✪ 22 sq.ft

MSRP						
COM/COL&A	B	C	D	E	F	Leather
\$1,040	\$1,095	\$1,165	\$1,235	\$1,305	\$1,380	\$1,350

DIMENSIONS		
W	D	H
16.6"	16.5"	16.5"

FLINT LARGE

Injection molded contract grade foam.

B&T



#7.5 yd ✪ x

MSRP						
COM/COL&A	B	C	D	E	F	Leather
\$4,260	\$4,509	\$5,035	\$5,475	\$5,920	\$6,360	X

DIMENSIONS		
W	D	H
44.5"	57"	15.5"

FLINT MEDIUM

B&T



#5.5 yd ✪ x

MSRP						
COM/COL&A	B	C	D	E	F	Leather
\$3,030	\$3,305	\$3,675	\$4,040	\$4,410	\$4,775	X

DIMENSIONS		
W	D	H
34"	39.5"	15.5"

FLINT SMALL

B&T



#2.4 yd ✪ x

MSRP						
COM/COL&A	B	C	D	E	F	Leather
\$1,755	\$1,975	\$2,270	\$2,565	\$2,860	\$3,150	X

DIMENSIONS		
W	D	H
21.5"	29.5"	15.5"

OTTOMAN and FOOTSTOOLS

JOS POUF

BABEL D



MSRP		
METAL	PAD	
\$ 945	\$ 295	

DIMENSIONS		
W	D	H
27.6"	22.8"	19.7"

LAMY WOOD SWIVEL POUF

Injection molded contract grade foam. Various base options.

B&T



#0.6 yd 1 sq.ft

MSRP						
COM/COL&A	B	C	D	E	F	Leather
\$1,110	\$1,130	\$1,160	\$1,195	\$1,225	\$1,255	\$1,215

DIMENSIONS		
W	D	SH
18"	17.5"	16.5"

LAMY DOWEL BASE (Wood or Metal)

Injection molded contract grade foam. Various base options.

B&T



#0.60 yd 1 sq.ft

MSRP						
COM/COL&A	B	C	D	E	F	Leather
\$880	\$900	\$930	\$965	\$995	\$1,025	\$985

DIMENSIONS		
W	D	SH
18"	17.5"	16.5"

MAY

B&T



2 yd 22 sq.ft

MSRP						
COM/COL&A	B	C	D	E	F	Leather
\$950	\$1,040	\$1,155	\$1,270	\$1,385	\$1,500	\$1,355

DIMENSIONS		
W	D	H
19.5"	16.8"	19"

OTTOMAN and FOOTSTOOLS

OUTO HOCKER

Polypropylene. Air injection technology. In and Outdoor use. UV resistant.

TOOU



MSRP			
PP			
\$ 130			
DIMENSIONS			
W	D	H	SH
19"	19"	32.5"	19"

Stackable x 8 pcs

PA.HE.KO

Polypropylene. UV resistant.

TOOU



MSRP		
PP		
\$ 145		
DIMENSIONS		
W	D	H
12"	12"	17.5"

PA.HE.KO

TOOU



MSRP		
PP		
\$ 145		
DIMENSIONS		
W	D	H
12"	12"	17.5"

PA.HE.KO

TOOU



MSRP		
PP		
\$ 145		
DIMENSIONS		
W	D	H
12"	12"	17.5"

OTTOMAN and FOOTSTOOLS

PI

Injection molded contract grade foam.

B&T



1.8 yd ☼ 27 sq.ft

MSRP						
COM/COL&A	B	C	D	E	F	Leather
\$885	\$950	\$1,030	\$1,110	\$1,195	\$1,275	X

DIMENSIONS		
W	D	H
19"	15"	17.5"

PICCOLO

TOOU



MSRP	
STOOL	
\$150	

DIMENSIONS		
W	D	H
16"	16"	17.5"

Stackable x8

REGO

Solid wood and metal structure. Solid wood or metal base. Swivel

B&T



0.9 yd ☼ 12 sq.ft

MSRP							
	COM/COL&A	B	C	D	E	F	Leather
Wood Base	\$1,110	\$1,135	\$1,170	\$1,210	\$1,240	\$1,280	\$1,240
Metal Base	\$1,235	\$1,265	\$1,300	\$1,335	\$1,370	\$1,410	\$1,370

DIMENSIONS			
W	D	H	SD
24.5"	20.5"	15.7"	18"

ROLLER POUFFE

Hardwood frame. High density foam. Swivel top part. Fully assembled.

B&T



1.1 yd ☼ 22 sq.ft

MSRP						
COM/COL&A	B	C	D	E	F	Leather
\$870	\$9925	\$995	\$1,070	\$1,140	\$1,210	\$1,120

DIMENSIONS			
W	D	H	SH
14"	14"	16"	X

OTTOMAN and FOOTSTOOLS

TASCA

Upholstered Foam Seat and Back Black Metal Frame

TOOU



1 yd 13 sq.ft1

MSRP

Standard Fabric	Eco Leather	Gabriel Fabric	COM
\$375	\$415	\$450	\$675

DIMENSIONS

W	D	H
24"	20"	17"

ZEN

B&T



1.2 yd 16 sq.ft1

MSRP

COM/COL&A	B	C	D	E	F	Leather
POUF 60 \$1,730	\$1,770	\$1,820	\$1,870	\$1,925	\$1,975	\$1,910
POUF 80 \$2,065	\$2,110	\$2,170	\$2,235	\$2,295	\$2,355	\$2,275
POUF 100 \$2,565	\$2,615	\$2,690	\$2,760	\$2,835	\$2,905	\$2,815

DIMENSIONS

W	D	H	SH
23.5" dia	31.5" dia	16.9"	16.9"

ZENGER

Injection molded contract grade foam.

B&T



MSRP

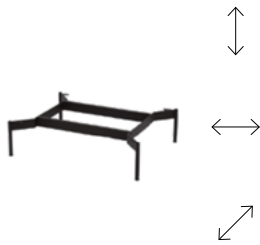
COM/COL&A	B	C	D	E	F	Leather
\$1,090	\$1,135	\$1,205	\$1,270	\$1,335	\$1,405	\$1,320

DIMENSIONS

W	D	H	SH
16"	14.5"	19"	X

Co-Seating / Co-Working

BERIRAMA N1301 Pair Of Legs With Supports For 1-Seater **NUANS**




CAT.2	CAT.3	CAT.4	CAT.5	CAT.6	CAT.7
\$750	-	-	-	-	-
W		D		H	
28.7"		22.4"		7.5"	

BERIRAMA N1302 Pair Of Legs With Supports For 2-Seater **NUANS**




CAT.2	CAT.3	CAT.4	CAT.5	CAT.6	CAT.7
\$860	-	-	-	-	-
W		D		H	
60"		22.4"		7.5"	

BERIRAMA 1310 Pouf **NUANS**



CAT.2	CAT.3	CAT.4	CAT.5	CAT.6	CAT.7
\$1,200	\$1,245	\$1,570	\$1,305	\$1,845	\$1,375
W		D		H	
31.5"		25.6"		9.4"	

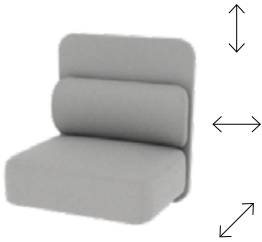
BERIRAMA 1320 Chair With Backrest **NUANS**



CAT.2	CAT.3	CAT.4	CAT.5	CAT.6	CAT.7
\$2,090	\$2,170	\$2,765	\$2,275	\$3,240	\$2,385
W		D		H	
31.5"		25.6"		21.6"	

Co-Seating / Co-Working


BERIRAMA *1321 Chair With Backrest And Back Wall H100 **NUANS**



CAT.2	CAT.3	CAT.4	CAT.5	CAT.6	CAT.7
\$3,125	\$3,280	-	\$3,460	-	\$3,675
W		D		H	
31.5"		27"		32"	

* Additional modules to compose POD 4 (4-seater privacy hub)

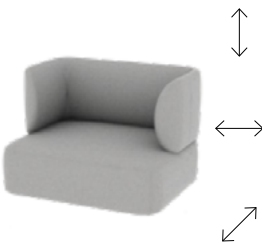
BERIRAMA *1322 Chair With Backrest And Back Wall H140 **NUANS**



CAT.2	CAT.3	CAT.4	CAT.5	CAT.6	CAT.7
\$3,195	\$3,340	-	\$3,520	-	\$3,740
W		D		H	
31.5"		27"		47.6"	

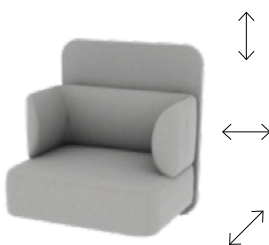
* Additional modules to compose POD 4 (4-seater privacy hub)

BERIRAMA 1330 Armchair With Backrest And Short Armrests **NUANS**



CAT.2	CAT.3	CAT.4	CAT.5	CAT.6	CAT.7
\$3,095	\$3,200	\$3,960	\$3,330	\$4,605	\$3,490
W		D		H	
31.5"		25.6"		21.6"	

BERIRAMA 1331 Armchair With Backrest And Short Armrests. **NUANS**



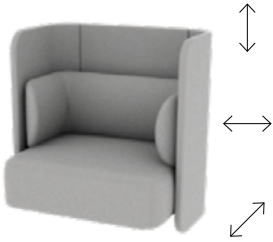
CAT.2	CAT.3	CAT.4	CAT.5	CAT.6	CAT.7
\$4,130	\$4,305	-	\$4,525	-	\$4,780
W		D		H	
31.5"		27"		32"	

Co-Seating / Co-Working

BERIRAMA

1331DS Armchair With Backrest And Short Armrests Back And Side Walls H100

NUANS



CAT.2	CAT.3	CAT.4	CAT.5	CAT.6	CAT.7
\$6,270	\$6,530	-	\$6,850	-	\$7,225
W		D		H	
34.6"		27"		32"	

BERIRAMA

1331D/1331S Armchair With Backrest And Short Armrests. Back And 1 Side Wall H100.

NUANS




CAT.2	CAT.3	CAT.4	CAT.5	CAT.6	CAT.7
\$5,155	\$5,365	-	\$5,640	-	\$5,950
W		D		H	
33"		27"		32"	

BERIRAMA

1332 Armchair With Backrest And Short Armrests. Back Wall H140

NUANS

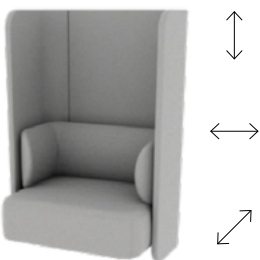


CAT.2	CAT.3	CAT.4	CAT.5	CAT.6	CAT.7
\$4,195	\$4,370	-	\$4,590	-	\$4,840
W		D		H	
27"		31.5"		47.6"	

BERIRAMA

1332DS Armchair With Backrest And Short Armrests Back And Side Walls

NUANS




CAT.2	CAT.3	CAT.4	CAT.5	CAT.6	CAT.7
\$6,830	\$7,085	-	\$7,405	-	\$7,780
W		D		H	
27"		34.6"		47.6"	

Co-Seating / Co-Working

BERIRAMA

1332D/1332S Armchair With Backrest And Short Armrests.back And 1 Side Wall H140.

NUANS

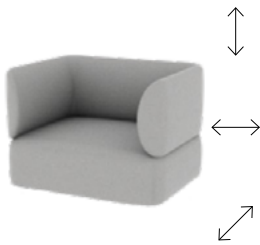


CAT.2	CAT.3	CAT.4	CAT.5	CAT.6	CAT.7
\$5,470	\$5,695	-	\$5,960	-	\$6,270
W		D		H	
33"		27"		47.6"	

BERIRAMA

1340 Armchair With Backrest And Long Armrests

NUANS

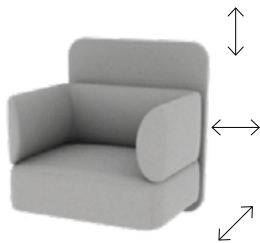


CAT.2	CAT.3	CAT.4	CAT.5	CAT.6	CAT.7
\$3,530	\$3,650	\$4,520	\$3,810	\$5,275	\$3,995
W		D		H	
31.5"		25.6"		21.6"	

BERIRAMA

1341 Armchair With Backrest And Long Armrests. Back Wall H100

NUANS

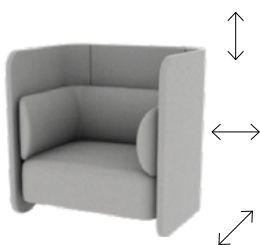


CAT.2	CAT.3	CAT.4	CAT.5	CAT.6	CAT.7
\$4,565	\$4,765	-	\$5,000	-	\$5,290
W		D		H	
31.5"		27"		32"	

BERIRAMA

1341DS Armchair With Backrest And Long Armrests. Back And Side Walls H100

NUANS



CAT.2	CAT.3	CAT.4	CAT.5	CAT.6	CAT.7
\$6,860	\$7,170	-	\$7,560	-	\$8,015
W		D		H	
34.6"		27"		32"	

Co-Seating / Co-Working

BERIRAMA

1341D/1341S Armchair With Backrest And Long Armrests. Back And 1 Side Wall H100.

NUANS




CAT.2	CAT.3	CAT.4	CAT.5	CAT.6	CAT.7
\$5,655	\$5,915	-	\$6,225	-	\$6,600
W		D		H	
33"		27"		32"	

BERIRAMA

1342 Armchair With Backrest And Long Armrests

NUANS

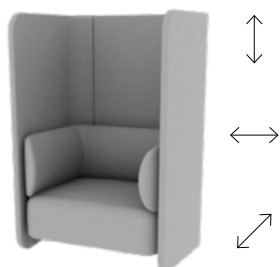


CAT.2	CAT.3	CAT.4	CAT.5	CAT.6	CAT.7
\$4,625	\$4,825	-	\$5,060	-	\$5,350
W		D		H	
31.5"		27"		47.6"	

BERIRAMA

1342DS Armchair with backrest and long armrests. Back and side walls

NUANS



CAT.2	CAT.3	CAT.4	CAT.5	CAT.6	CAT.7
\$7,215	\$7,530	-	\$7,920	-	\$8,375
W		D		H	
34.6"		27"		47.6"	

BERIRAMA

1342D/1342S Armchair with backrest and long armrests. Back and 1 side wall H140


NUANS



CAT.2	CAT.3	CAT.4	CAT.5	CAT.6	CAT.7
\$5,900	\$6,160	-	\$6,470	-	\$6,840
W		D		H	
27"		33"		47.6"	


Co-Seating / Co-Working

BERIRAMA 1330DX Armchair With Backrest And One Short Armrests. **NUANS**




CAT.2	CAT.3	CAT.4	CAT.5	CAT.6	CAT.7
\$2,605	\$2,700	\$3,325	\$2,815	\$3,880	\$2,950
W		D		H	
31.5"		25.6"		21.6"	

BERIRAMA 1331DX Chair With Backrest And One Short Armrest. Back Wall H100. **NUANS**




CAT.2	CAT.3	CAT.4	CAT.5	CAT.6	CAT.7
\$3,645	\$3,810	-	\$4,010	-	\$4,245
W		D		H	
31.5"		27"		32"	

BERIRAMA 1331DX- Armchair with backrest and long armrests. Back and side walls. **NUANS**



CAT.2	CAT.3	CAT.4	CAT.5	CAT.6	CAT.7
\$4,665	\$4,870	-	\$5,120	-	\$5,420
W		D		H	
33"		27"		32"	

BERIRAMA 1332DX Armchair with backrest and long armrests. Back and 1 side wall H140. **NUANS**



CAT.2	CAT.3	CAT.4	CAT.5	CAT.6	CAT.7
\$3,705	\$3,870	-	\$4,070	-	\$4,305
W		D		H	
31.5"		27"		47.6"	

Co-Seating / Co-Working

BERIRAMA

1332DXD/1332SXS Chair With Backrest And One Short Armrest. Back And Side Wall H140.

NUANS




CAT.2	CAT.3	CAT.4	CAT.5	CAT.6	CAT.7
\$5,005	\$5,215	-	\$5,465	-	\$5,760
W		D		H	
33"		27"		47.6"	

BERIRAMA

1340DX Chair With Backrest And One Long Armrest.

NUANS




CAT.2	CAT.3	CAT.4	CAT.5	CAT.6	CAT.7
\$2,755	\$2,860	\$3,545	\$2,980	\$4,160	\$3,130
W		D		H	
31.5"		25.6"		21.6"	

BERIRAMA

1341DX/1341SX Chair With Backrest And One Long Armrest. Back Wall H100.

NUANS



CAT.2	CAT.3	CAT.4	CAT.5	CAT.6	CAT.7
\$3,190	\$3,960	-	\$4,175	-	\$4,430
W		D		H	
31.5"		27"		32"	

BERIRAMA

1341DXD/1341SXS Chair With Backrest And One Long Armrest. Back And Side Wall H100.

NUANS



CAT.2	CAT.3	CAT.4	CAT.5	CAT.6	CAT.7
\$4,885	\$5,120	-	\$5,395	-	\$5,740
W		D		H	
33"		27"		32"	

Co-Seating / Co-Working

BERIRAMA

1342DX/1342SX

Chair With Backrest And One Long Armrest. Back Wall H140

NUANS



CAT.2	CAT.3	CAT.4	CAT.5	CAT.6	CAT.7
\$3,850	\$4,025	-	\$4,240	-	\$4,490
W		D		H	
33"		27"		47.6"	

BERIRAMA

1342DX-

Chair With Backrest And One Long Armrest.

NUANS




CAT.2	CAT.3	CAT.4	CAT.5	CAT.6	CAT.7
\$5,130	\$5,365	-	\$5,645	-	\$5,985
W		D		H	
33"		27"		47.6"	

BERIRAMA

1352DXDL/1352SX-

Chair with backrest, one short and one long armrest. Back and side hub

NUANS




CAT.2	CAT.3	CAT.4	CAT.5	CAT.6	CAT.7
\$6,195	\$6,480	-	\$6,775	-	\$7,210
W		D		H	
33"		22"		47.6"	

BERIRAMA

1352DLS/1352SLD

Chair With Backrest And One Long Armrest. Back And Side Wall H100.


NUANS



CAT.2	CAT.3	CAT.4	CAT.5	CAT.6	CAT.7
\$7,575	\$7,895	-	\$8,280	-	\$8,740
W		D		H	
34.6"		22"		47.6"	


Co-Seating / Co-Working

BERIRAMA N1355S Left-Side Short Freestanding Wall With Black Feet NUANS




CAT.2	CAT.3	CAT.4	CAT.5	CAT.6	CAT.7
\$1,535	\$1,630	-	\$1,745	-	\$1,890
W		D		H	
17.3"		27.6"		55"	

BERIRAMA N1356D Right-Side Long Freestanding Wall With Black Feet NUANS




CAT.2	CAT.3	CAT.4	CAT.5	CAT.6	CAT.7
\$1,645	\$1,755	-	\$1,890	-	\$2,050
W		D		H	
27.6"		27.6"		55"	

BERIRAMA N1356S Left-Side Long Freestanding Wall With Black Feet NUANS




CAT.2	CAT.3	CAT.4	CAT.5	CAT.6	CAT.7
\$1,645	\$1,755	-	\$1,890	-	\$2,050
W		D		H	
27.6"		27.6"		55"	

BERIRAMA N1353 Desk 80x66 With Upholstered Walls. Black Painted Feet NUANS



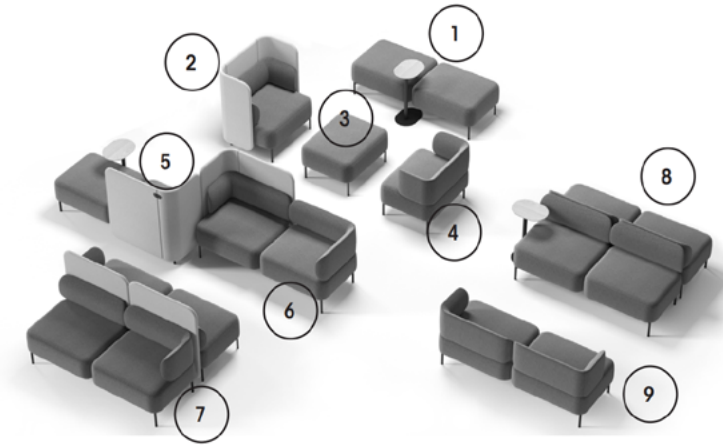
CAT.2	CAT.3	CAT.4	CAT.5	CAT.6	CAT.7
\$3,610	\$3,810	-	\$4,045	-	\$4,330
W		D		H	
33.9"		27.6"		55"	

BERIRAMA N1354 Desk 132x66 With Upholstered Walls. Black Painted Feet. NUANS



CAT.2	CAT.3	CAT.4	CAT.5	CAT.6	CAT.7
\$4,065	\$4,285	-	\$4,560	-	\$4,875
W		D		H	
54.3"		27.6"		55"	


Co-Seating / Co-Working



BERIRAMA

N1302 (x1) + 1310 (x2)

NUANS




CAT.2	CAT.3	CAT.4	CAT.5	CAT.6	CAT.7
\$3,255	\$3,350	\$4,000	\$3,470	\$4,555	\$3,605

BERIRAMA

N1301 (x1) + 1331DS (x1)

NUANS




CAT.2	CAT.3	CAT.4	CAT.5	CAT.6	CAT.7
\$7,020	\$7,280	-	\$7,600	-	\$7,975

BERIRAMA

N1301 (x1) + 1310 (x1)

NUANS




CAT.2	CAT.3	CAT.4	CAT.5	CAT.6	CAT.7
\$1,945	\$1,990	\$2,320	\$2,050	\$2,595	\$2,120

BERIRAMA

N1301 (x1) + 1330 (x1)

NUANS




CAT.2	CAT.3	CAT.4	CAT.5	CAT.6	CAT.7
\$3,840	\$3,950	\$4,710	\$4,080	\$5,350	\$4,240

BERIRAMA

N1302 (x1) + 1310 (x1) + 1331DXD

NUANS




CAT.2	CAT.3	CAT.4	CAT.5	CAT.6	CAT.7
\$2,060	\$2,105	\$2,430	\$2,165	\$2,705	\$2,235

Co-Seating / Co-Working

BERIRAMA

N1302 (x1) + 1340SX (x1) + 1331DXD

NUANS



CAT.2	CAT.3	CAT.4	CAT.5	CAT.6	CAT.7
\$8,280	\$8,590	-	\$8,965	-	\$9,415

BERIRAMA

N1302 (x2) + 1331SX (x2) + 1320

NUANS




CAT.2	CAT.3	CAT.4	CAT.5	CAT.6	CAT.7
\$13,185	\$13,690	-	\$14,285	-	\$14,985

BERIRAMA

N1302 (x2) + 1331SX (x4)

NUANS



CAT.2	CAT.3	CAT.4	CAT.5	CAT.6	CAT.7
\$16,295	\$16,970	-	\$17,755	-	\$18,705


BERIRAMA

N1302 (x2) + 1330DX (x1) + 1330SX

NUANS



CAT.2	CAT.3	CAT.4	CAT.5	CAT.6	CAT.7
\$6,935	\$7,120	\$8,370	\$7,350	\$9,480	\$7,620



BERIRAMA

N1301 (x2) + 1342DXDL (x1) + 1342SXSL (x1) + TA1301 (x1)

NUANS



CAT.2	CAT.3	CAT.4	CAT.5	CAT.6	CAT.7
\$13,105	\$13,620	-	\$14,260	-	\$15,010

Co-Seating / Co-Working

BERIRAMA

N1301 (x2) + 1352DXDL (x1) + 1352SXSL (x1) + TA1301 (x1)

NUANS



CAT.2	CAT.3	CAT.4	CAT.5	CAT.6	CAT.7
\$14,445	\$15,010	-	\$15,605	-	\$16,475

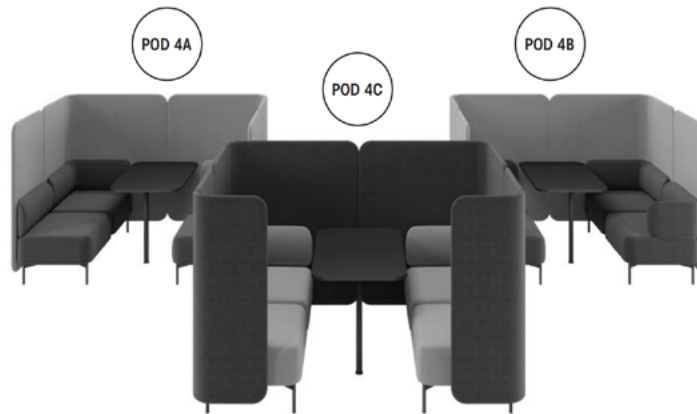
BERIRAMA

N1301 (x2) + 1352DLS (x1) + 1352SLD (x1) + TA1301

NUANS



CAT.2	CAT.3	CAT.4	CAT.5	CAT.6	CAT.7
\$17,205	\$17,840	-	\$18,620	-	\$19,535



BERIRAMA

N1302 (x2) + 1342DXDL (x1) + 1342SXSL (x1) + 1322 (x2) + TA1302

NUANS



CAT.2	CAT.3	CAT.4	CAT.5	CAT.6	CAT.7
\$13,105	\$13,620	-	\$14,260	-	\$15,010

BERIRAMA

N1302 (x2) + 1342DXDL (x1) + 1342SXSL (x1) + 1332DX (x1) + 1332SX (x1) + TA1302 (x1)

NUANS



CAT.2	CAT.3	CAT.4	CAT.5	CAT.6	CAT.7
\$14,445	\$15,010	-	\$15,605	-	\$16,475

BERIRAMA

N1302 (x2) + 1342DXDL (x1) + 1342SXSL (x1) + 1332DXD (x1) + 1332SXS (x1) + TA1302 (x1)

NUANS



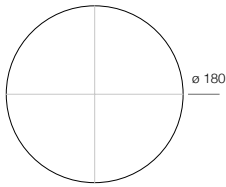
CAT.2	CAT.3	CAT.4	CAT.5	CAT.6	CAT.7
\$17,205	\$17,840	-	\$18,620	-	\$19,535

Co-Seating / Co-Working



DRAGE ROUND 180

B&T



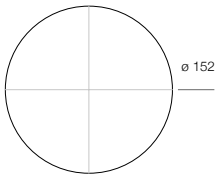
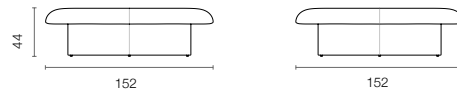
8 yd ✪ 105 sq.ft

MSRP						
COM/COL&A	B	C	D	E	F	Leather
\$4,660	\$4,895	\$5,215	\$5,530	\$5,850	\$6,165	\$6,005

DIMENSIONS				
W	D	H	Seat Depth	Seat Height
70.8"	70.8"	16.5"	70.8"	16.5"

DRAGE ROUND 152

B&T



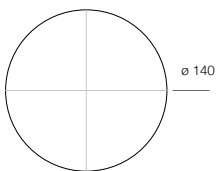
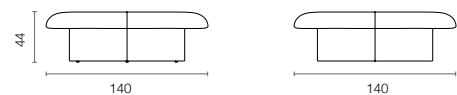
7 yd ✪ 89 sq.ft

MSRP						
COM/COL&A	B	C	D	E	F	Leather
\$3,675	\$3,885	\$4,165	\$4,445	\$4,730	\$5,010	\$4,820

DIMENSIONS				
W	D	H	Seat Depth	Seat Height
59.8"	59.8"	16.5"	59.8"	16.5"

DRAGE ROUND 140

B&T



6 yd ✪ 81 sq.ft

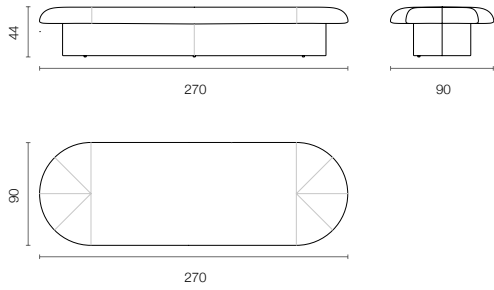
MSRP						
COM/COL&A	B	C	D	E	F	Leather
\$3,280	\$3,480	\$3,745	\$4,010	\$4,280	\$4,545	\$4,315

DIMENSIONS				
W	D	H	Seat Depth	Seat Height
55"	55"	16.5"	55"	16.5"

Co-Seating / Co-Working

DRAGE STRAIGHT 270

B&T



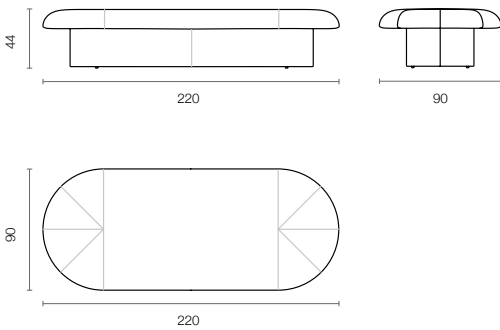
7 yd ✪ 86 sq.ft

MSRP						
COM/COL&A	B	C	D	E	F	Leather
\$3,905	\$4,110	\$4,395	\$4,675	\$4,955	\$5,235	\$5,000

DIMENSIONS				
W	D	H	Seat Depth	Seat Height
106"	35.4"	16.5"	35.4"	16.5"

DRAGE STRAIGHT 220

B&T



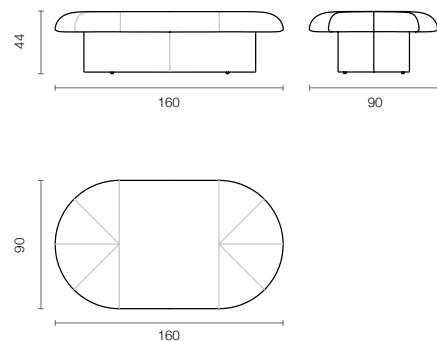
6 yd ✪ 70 sq.ft

MSRP						
COM/COL&A	B	C	D	E	F	Leather
\$3,365	\$3,535	\$3,765	\$3,995	\$4,225	\$4,455	\$4,285

DIMENSIONS				
W	D	H	Seat Depth	Seat Height
86.6"	35.4"	16.5"	35.4"	16.5"

DRAGE STRAIGHT 160

B&T



5 yd ✪ 60 sq.ft

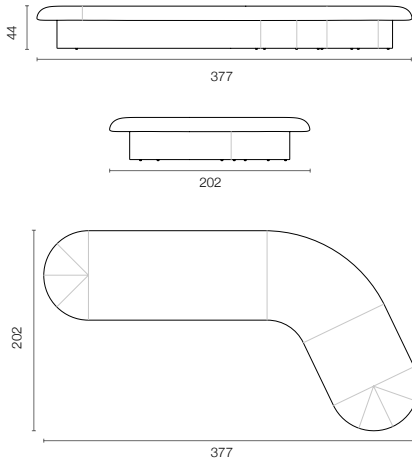
MSRP						
COM/COL&A	B	C	D	E	F	Leather
\$2,525	\$2,650	\$2,820	\$2,990	\$3,160	\$3,330	\$3,235

DIMENSIONS				
W	D	H	Seat Depth	Seat Height
63"	35.4"	16.5"	35.4"	16.5"

Co-Seating / Co-Working

DRAGE CORNER 377

B&T



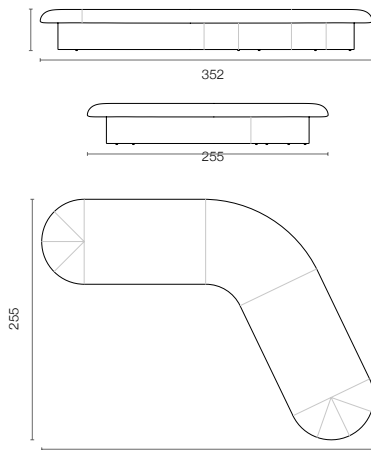
11 yd ✪ 159 sq.ft

MSRP						
COM/COL&A	B	C	D	E	F	Leather
\$7,725	\$8,100	\$8,600	\$9,100	\$9,600	\$10,100	\$9,575

DIMENSIONS				
W	D	H	Seat Depth	Seat Height
148.5"	80"	16.5"	35.4"	16.5"

DRAGE CORNER 352

B&T



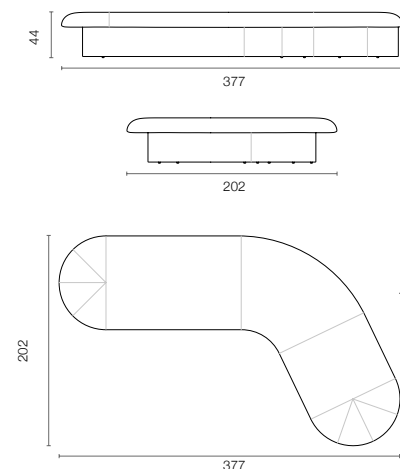
11 yd ✪ 159 sq.ft

MSRP						
COM/COL&A	B	C	D	E	F	Leather
\$8,045	\$8,425	\$8,940	\$9,450	\$9,960	\$10,470	\$9,935

DIMENSIONS				
W	D	H	Seat Depth	Seat Height
128"	101.3"	16.5"	35.4"	16.5"

DRAGE CORNER 327

B&T



9 yd ✪ 139 sq.ft

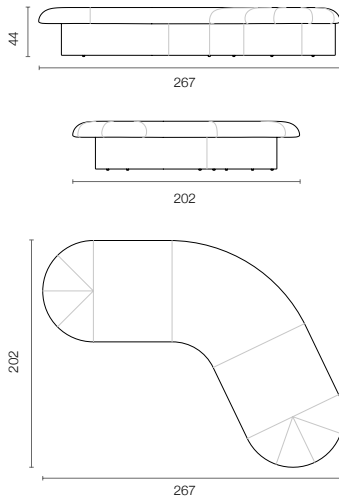
MSRP						
COM/COL&A	B	C	D	E	F	Leather
\$6,900	\$7,240	\$7,690	\$8,135	\$8,590	\$9,040	\$8,575

DIMENSIONS				
W	D	H	Seat Depth	Seat Height
128.7"	79.9"	16.5"	35.4"	16.5"

Co-Seating / Co-Working

DRAGE CORNER 267

B&T



8 yd 122 sq.ft

MSRP						
COM/COL&A	B	C	D	E	F	Leather
\$6,015	\$6,310	\$6,705	\$7,100	\$7,495	\$7,885	\$7,505

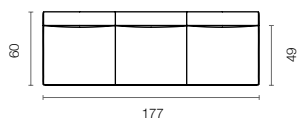
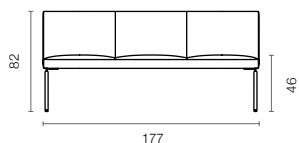
DIMENSIONS				
W	D	H	Seat Depth	Seat Height
105"	79.9"	16.5"	35.4"	16.5"

Co-Seating / Co-Working



LOFT MODULAR L3B Triple w Back

B&T

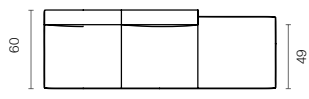
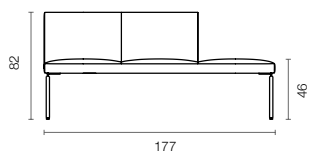


MSRP						
COM/COL&A	B	C	D	E	F	Leather
\$2,490	\$3,075	\$3,355	\$3,480	\$3,840	\$4,480	\$3,970

2 yd ⬡ 27 sq.ft

LOFT MODULAR L32R Triple w Two Right Back

B&T



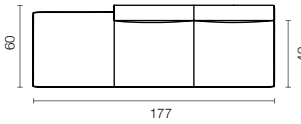
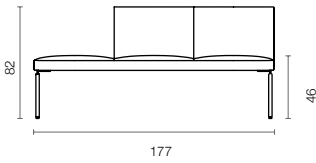
MSRP						
COM/COL&A	B	C	D	E	F	Leather
\$2,400	\$2,475	\$2,720	\$2,825	\$3,130	\$3,675	\$3,260

3 yd ⬡ 37 sq.ft

Co-Seating / Co-Working

LOFT MODULAR L32L Triple w Two Left Back

B&T

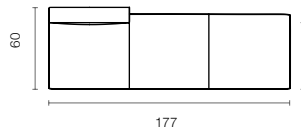
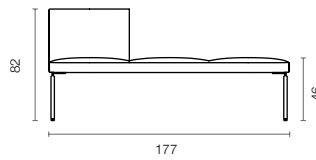


3 yd 🌟 37 sq.ft

MSRP						
COM/COL&A	B	C	D	E	F	Leather
\$2,400	\$2,475	\$2,720	\$2,825	\$3,130	\$3,675	\$3,260

LOFT MODULAR L31R Triple w Right Back

B&T

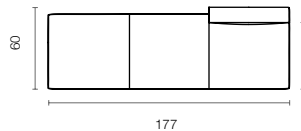
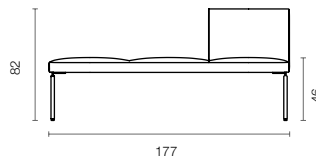


3 yd 🌟 37 sq.ft

MSRP						
COM/COL&A	B	C	D	E	F	Leather
\$1,935	\$2,155	\$2,330	\$2,405	\$2,615	\$3,005	\$2,715

LOFT MODULAR L31L Triple w Left Back

B&T

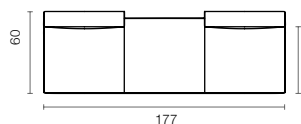
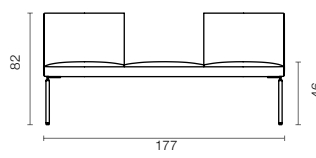


2 yd 🌟 27 sq.ft

MSRP						
COM/COL&A	B	C	D	E	F	Leather
\$1,935	\$2,155	\$2,330	\$2,405	\$2,615	\$3,005	\$2,715

LOFT MODULAR L31R1L Triple w One Right One Left Back

B&T



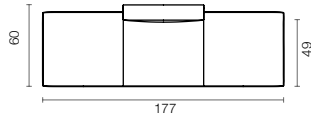
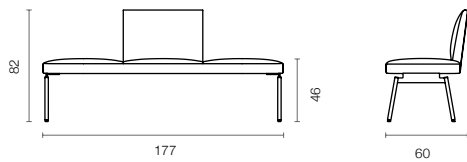
3 yd 🌟 37 sq.ft

MSRP						
COM/COL&A	B	C	D	E	F	Leather
\$2,375	\$2,415	\$2,615	\$2,705	\$2,905	\$3,295	\$3,055

Co-Seating / Co-Working

LOFT MODULAR L31M Triple w Middle Back

B&T

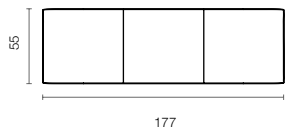
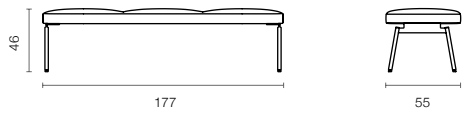


3 yd 🏠 37 sq.ft

MSRP						
COM/COL&A	B	C	D	E	F	Leather
\$1,890	\$2,355	\$2,590	\$2,690	\$2,980	\$3,500	\$3,105

LOFT MODULAR L3P Triple

B&T

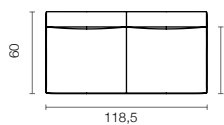
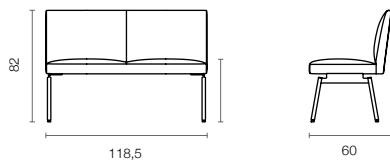


2 yd 🏠 22 sq.ft

MSRP						
COM/COL&A	B	C	D	E	F	Leather
\$1,825	\$1,905	\$2,085	\$2,165	\$2,365	\$2,740	\$2,480

LOFT MODULAR L2B Double w Back

B&T

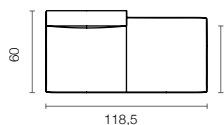
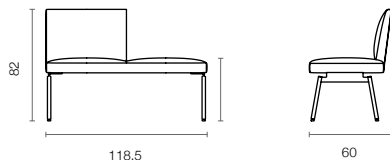


2 yd 🏠 30 sq.ft

MSRP						
COM/COL&A	B	C	D	E	F	Leather
\$1,860	\$2,115	\$2,300	\$2,385	\$2,610	\$3,020	\$2,715

LOFT MODULAR L21R Double w Right Back

B&T



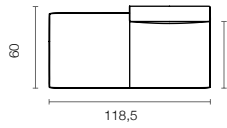
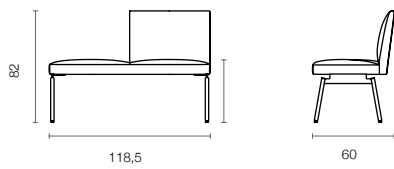
2 yd 🏠 24 sq.ft

MSRP						
COM/COL&A	B	C	D	E	F	Leather
\$1,595	\$1,820	\$1,965	\$2,025	\$2,195	\$2,505	\$2,280

Co-Seating / Co-Working

LOFT MODULAR L21L Double w Left Back

B&T

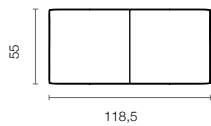
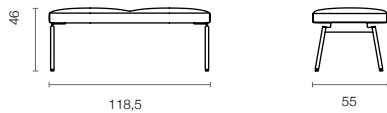


2 yd ☼ 24 sq.ft

MSRP						
COM/COL&A	B	C	D	E	F	Leather
\$1,595	\$1,820	\$1,965	\$2,025	\$2,195	\$2,505	\$2,280

LOFT MODULAR L2P Double

B&T

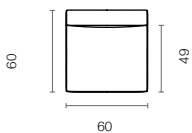
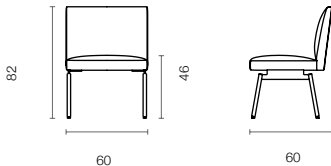


1 yd ☼ 18 sq.ft

MSRP						
COM/COL&A	B	C	D	E	F	Leather
\$1,335	\$1,580	\$1,685	\$1,730	\$1,860	\$2,100	\$1,925

LOFT MODULAR L1B Single w Back

B&T

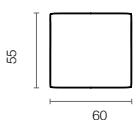
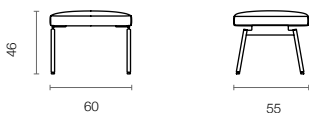


1 yd ☼ 15 sq.ft

MSRP						
COM/COL&A	B	C	D	E	F	Leather
\$1,325	\$1,455	\$1,545	\$1,580	\$1,685	\$1,870	\$1,735

LOFT MODULAR L1P Single

B&T



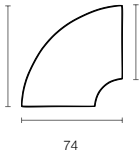
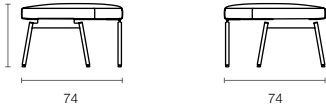
0.7 yd ☼ 18 sq.ft

MSRP						
COM/COL&A	B	C	D	E	F	Leather
\$895	\$1,350	\$1,415	\$1,440	\$1,510	\$1,640	\$1,555

Co-Seating / Co-Working

LOFT MODULAR LC Corner Round Module

B&T

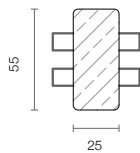


#0.4 yd 6 sq.ft

MSRP						
COM/COL&A	B	C	D	E	F	Leather
\$1,095	\$1,645	\$1,785	\$1,845	\$2,010	\$2,305	\$2,095

LOFT MODULAR SIDE / MIDDLE TABLE - LC4

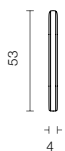
B&T



MSRP	
Laminate 0.70"	Veneer 0.70"
\$255	\$340

LOFT MODULAR ARM - LA

B&T



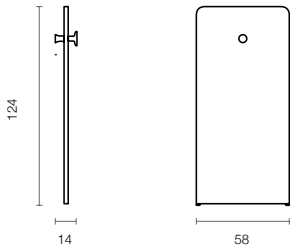
1 yd 21 sq.ft

MSRP						
COM/COL&A	B	C	D	E	F	Leather
\$285	\$925	\$965	\$980	\$1,020	\$1,090	\$1,065

Co-Seating / Co-Working

LOFT MODULAR SEPARATOR WITH WOODEN HANGER - LP

B&T

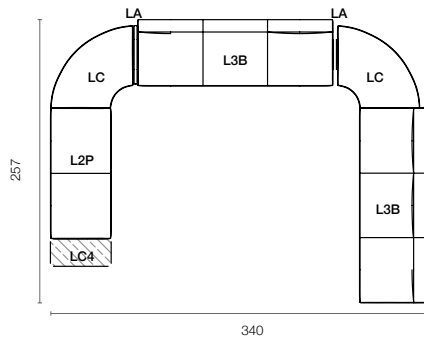


MSRP						
COM/COL&A	B	C	D	E	F	Leather
\$660	\$1,395	\$1,525	\$1,580	\$1,720	\$1,980	\$1,845



LOFT MODULAR PLAN 01

B&T

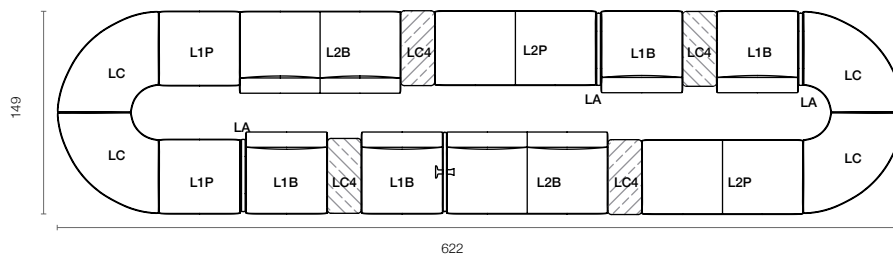


PLAN 01

$$(1 \times LC4) + (1 \times L2P) + (2 \times LC) + (2 \times LA) + (2 \times L3B)$$

LOFT MODULAR PLAN 02

B&T



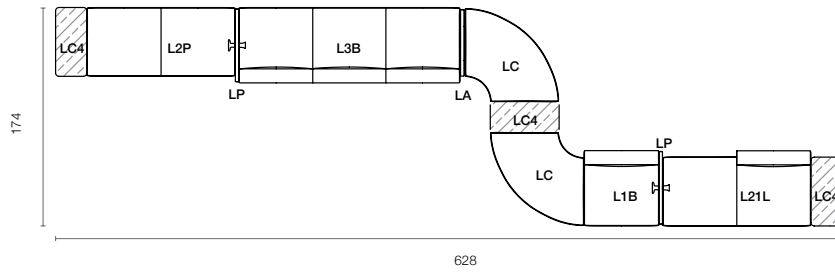
PLAN 02

$$(4 \times LC) + (2 \times L1P) + (3 \times LA) + (4 \times L1B) + (2 \times L2B) + (2 \times L2P) + (3 \times LA) + (4 \times LC4)$$

Co-Seating / Co-Working

LOFT MODULAR PLAN 03

B&T

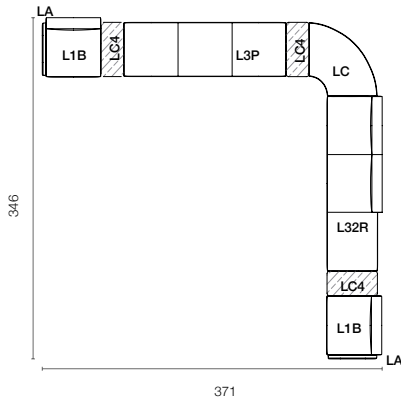


PLAN 03

$$(3 \times LC4) + (1 \times L2P) + (2 \times LP) + (1 \times L3B) + (1 \times LA) + (2 \times LC) + (1 \times L1B) + (1 \times L21L)$$

LOFT MODULAR PLAN 04

B&T

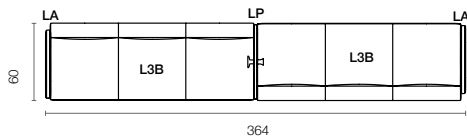


PLAN 04

$$(2 \times LA) + (2 \times L1B) + (3 \times LC4) + (1 \times L3P) + (1 \times LC) + (1 \times L32R)$$

LOFT MODULAR PLAN 05

B&T

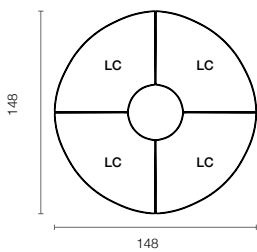


PLAN 05

$$(2 \times LA) + (1 \times LP) + (2 \times L3B)$$

LOFT MODULAR PLAN 06

B&T



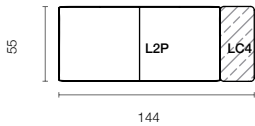
PLAN 06

$$(4 \times LC)$$

Co-Seating / Co-Working

LOFT MODULAR PLAN 07

B&T

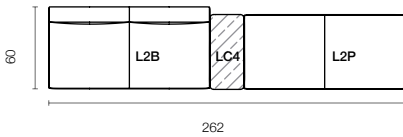


PLAN 07

(1 x L2P) + (1 x LC4)

LOFT MODULAR PLAN 08

B&T



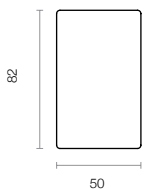
PLAN 08

(1 x L2B) + (1 x LC4) + (1 x L2P)



MATT MODULES Pouf MTP50

B&T



2 yd 🐾 23 sq.ft 📦 10 kg.

MSRP

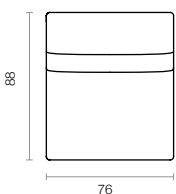
COM/COL&A	B	C	D	E	F	Leather
\$1,520	\$1,610	\$1,610	\$1,660	\$1,710	\$1,760	\$1,695

DIMENSIONS

W	D	H
19.6"	32"	15"

MATT MODULES Module with Back MT75

B&T



4 yd 🐾 45 sq.ft 📦 16 kg.

MSRP

COM/COL&A	B	C	D	E	F	Leather
\$2,275	\$2,385	\$2,530	\$2,670	\$2,835	\$2,960	\$2,775

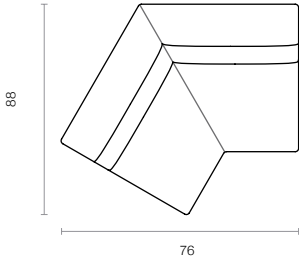
DIMENSIONS

W	D	H
29.9"	34.6"	27.7"

Co-Seating / Co-Working

MATT MODULES Corner Module MTC

B&T



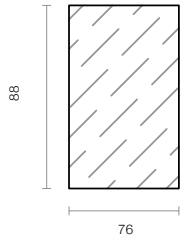
7 yd ✪ 91 sq.ft 📦 20 kg.

MSRP						
COM/COL&A	B	C	D	E	F	Leather
\$2,990	\$3,145	\$3,350	\$3,550	\$3,755	\$3,960	\$3,700

DIMENSIONS		
W	D	H
55.5"	49"	27.7"

MATT MODULES Side Table MTST

B&T



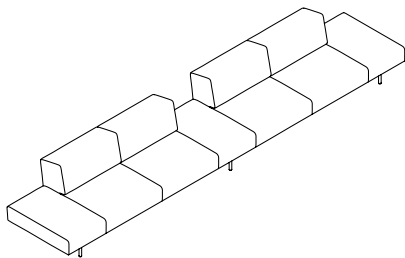
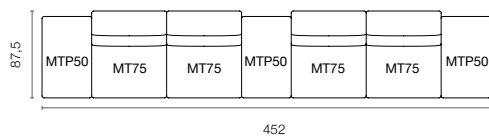
📦 4 kg.

MSRP	
Laminate 2.7"	Veneer 0.70"
\$460	\$530

DIMENSIONS		
W	D	H
19"	32"	x

MATT CONFIGURATIONS PLAN 01

B&T



19 yd ✪ 248 sq.ft

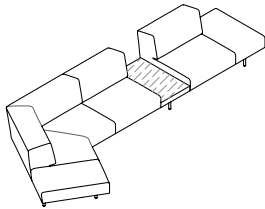
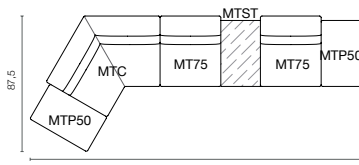
PLAN 01
(3 x MTP50) + (4 x MT75)

DIMENSIONS		
W	D	H
177.9"	34.4"	27.7"

Co-Seating / Co-Working

MATT CONFIGURATIONS PLAN 02

B&T



17 yd 🗺 227 sq.ft

PLAN 02

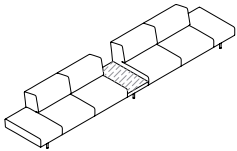
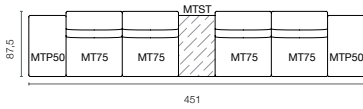
$(2 \times \text{MTP50}) + (2 \times \text{MT75}) + (1 \times \text{MTC}) + (1 \times \text{MTST})$

DIMENSIONS

W	D	H
162.5"	66.3"	27.7"

MATT CONFIGURATIONS PLAN 03

B&T



17 yd 🗺 227 sq.ft

PLAN 03

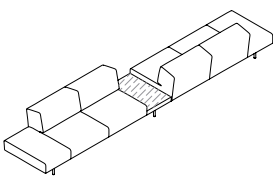
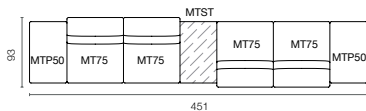
$(2 \times \text{MTP50}) + (4 \times \text{MT75}) + (1 \times \text{MTST})$

DIMENSIONS

W	D	H
177.5"	34.4"	27.7"

MATT CONFIGURATIONS PLAN 04

B&T



17 yd 🗺 227 sq.ft

PLAN 04

$(2 \times \text{MTP50}) + (4 \times \text{MT75}) + (1 \times \text{MTST})$

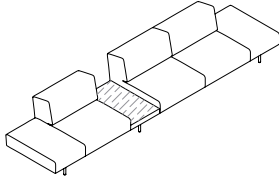
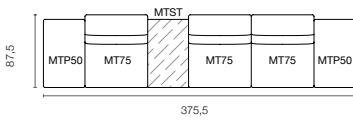
DIMENSIONS

W	D	H
177.5"	36.6"	27.7"

Co-Seating / Co-Working

MATT CONFIGURATIONS PLAN 05

B&T



13 yd ⬡ 184 sq.ft

PLAN 05

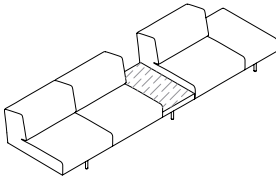
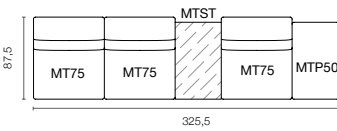
(2 x MTP50) + (3 x MT75) + (1 x MTST)

DIMENSIONS

W	D	H
147.8"	34.4"	27.7"

MATT CONFIGURATIONS PLAN 06

B&T



12 yd ⬡ 162 sq.ft

PLAN 06

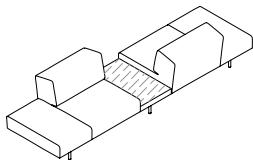
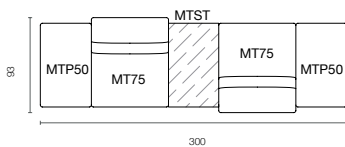
(1 x MTP50) + (3 x MT75) + (1 x MTST)

DIMENSIONS

W	D	H
128"	34.4"	27.7"

MATT CONFIGURATIONS PLAN 07

B&T



10 yd ⬡ 140 sq.ft

PLAN 07

(2 x MTP50) + (2 x MT75) + (1 x MTST)

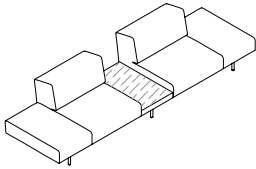
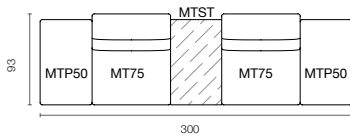
DIMENSIONS

W	D	H
118"	36.6"	27.7"

Co-Seating / Co-Working

MATT CONFIGURATIONS PLAN 08

B&T



10 yd 140 sq.ft

PLAN 08

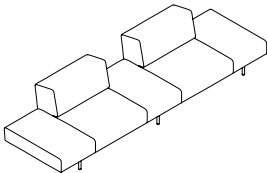
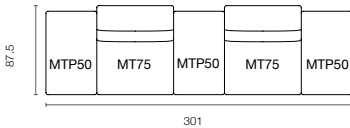
(2 x MTP50) + (2 x MT75) + (1 x MTST)

DIMENSIONS

W	D	H
118"	34.4"	27.7"

MATT CONFIGURATIONS PLAN 09

B&T



13 yd 162 sq.ft

PLAN 09

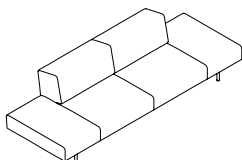
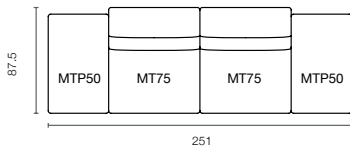
(3 x MTP50) + (2 x MT75)

DIMENSIONS

W	D	H
118.5"	34.4"	27.7"

MATT CONFIGURATIONS PLAN 10

B&T



10 yd 140 sq.ft

PLAN 10

(2 x MTP50) + (2 x MT75)

DIMENSIONS

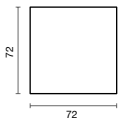
W	D	H
98.8"	36.6"	27.7"

Co-Seating / Co-Working



NODA MODULES P1

B&T



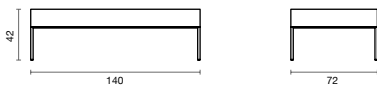
1 yd ☼ 17 sq.ft

MSRP						
COM/COL&A	B	C	D	E	F	Leather
\$1,390	\$1,420	\$1,465	\$1,505	\$1,545	\$1,585	\$1,535

DIMENSIONS				
W	D	H	SD	SH
28.3"	28.3"	16.5"	28.3"	16.5"

NODA MODULES P2

B&T



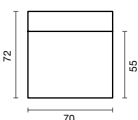
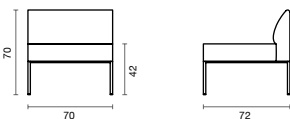
1,7 yd ☼ 25 sq.ft

MSRP						
COM/COL&A	B	C	D	E	F	Leather
\$1,945	\$2,000	\$2,080	\$2,155	\$2,230	\$2,310	\$2,210

DIMENSIONS				
W	D	H	SD	SH
55.1"	28.3"	16.5"	28.3"	16.5"

NODA MODULES 1S

B&T



1,8 yd ☼ 25 sq.ft

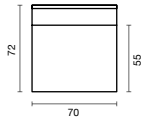
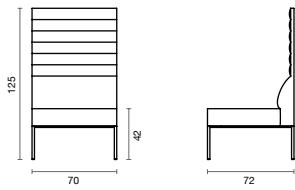
MSRP						
COM/COL&A	B	C	D	E	F	Leather
\$2,205	\$2,325	\$2,490	\$2,650	\$2,815	\$2,980	\$2,770

DIMENSIONS				
W	D	H	SD	SH
27.5"	28.3"	27.5"	21.6"	16.5"

Co-Seating / Co-Working

NODA MODULES 1SH

B&T



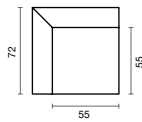
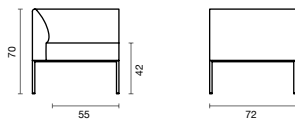
2.7 yd ☼ 44 sq.ft

MSRP						
COM/COL&A	B	C	D	E	F	Leather
\$2,555	\$2,670	\$2,825	\$2,975	\$3,130	\$3,285	\$3,090

DIMENSIONS					
W	D	H	SD	SH	
27.5"	28.3"	49.2"	21.6"	16.5"	

NODA MODULES C

B&T



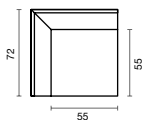
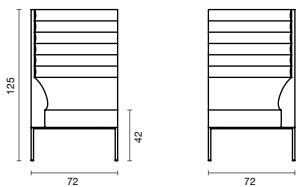
2,4 yd ☼ 37 sq.ft

MSRP						
COM/COL&A	B	C	D	E	F	Leather
\$2,840	\$2,925	\$3,035	\$3,150	\$3,260	\$3,375	\$3,230

DIMENSIONS						
W	D	H	SD	SH	ArmH	
28.3"	29.5"	27.5"	21.6"	16.5"	27.5"	

NODA MODULES CH

B&T



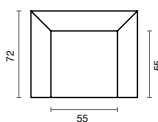
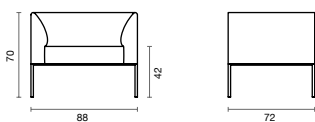
4,4 yd ☼ 76 sq.ft

MSRP						
COM/COL&A	B	C	D	E	F	Leather
\$3,365	\$3,710	\$4,170	\$4,630	\$5,090	\$5,550	\$4,965

DIMENSIONS						
W	D	H	SD	SH	ArmH	
28.3"	28.3"	49.2"	21.6"	16.5"	27.5"	

NODA MODULES 1SWA

B&T



3,3 yd ☼ 54 sq.ft

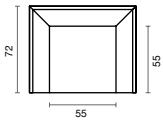
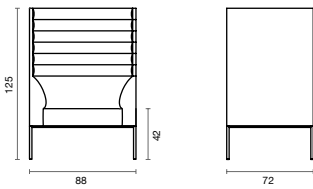
MSRP						
COM/COL&A	B	C	D	E	F	Leather
\$3,475	\$3,570	\$3,695	\$3,825	\$3,950	\$4,080	\$3,915

DIMENSIONS						
W	D	H	Seat Depth	Seat Height	ArmH	
34.5"	28.3"	27.5"	21.6"	16.5"	27.5"	

Co-Seating / Co-Working

NODA MODULES 1SWAH

B&T



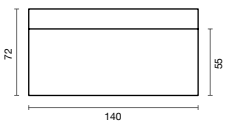
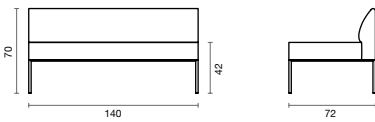
5,5 yd ✪ 76 sq.ft

MSRP						
COM/COL&A	B	C	D	E	F	Leather
\$4,335	\$4,545	\$4,830	\$5,110	\$5,390	\$5,670	\$5,310

DIMENSIONS					
W	D	H	Seat Depth	Seat Height	ArmH
34.5"	28.3"	49.2"	21.6"	16.5"	27.5"

NODA MODULES 2S

B&T



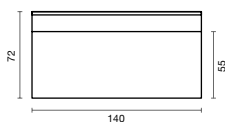
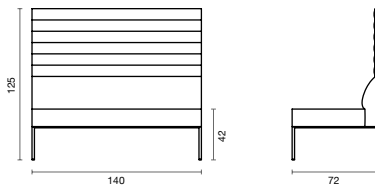
3,3 yd ✪ 54 sq.ft

MSRP						
COM/COL&A	B	C	D	E	F	Leather
\$3,690	\$3,805	\$3,960	\$4,115	\$4,265	\$4,420	\$4,225

DIMENSIONS					
W	D	H	Seat Depth	Seat Height	ArmH
55.1"	28.3"	27.5"	21.6"	16.5"	

NODA MODULES 2SH

B&T




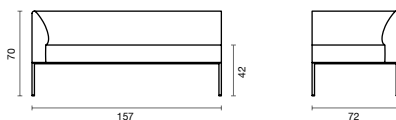
5 yd ✪ 76 sq.ft

MSRP						
COM/COL&A	B	C	D	E	F	Leather
\$4,360	\$4,610	\$4,945	\$5,275	\$5,605	\$5,940	\$5,515

DIMENSIONS					
W	D	H	Seat Depth	Seat Height	ArmH
55.1"	28.3"	49.2"	21.6"	16.5"	

NODA MODULES 2SRWA

B&T



4,4 yd ✪ 76 sq.ft

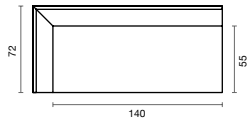
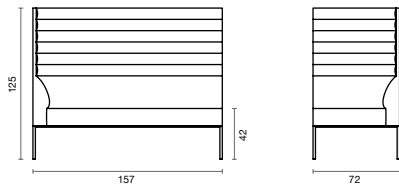
MSRP						
COM/COL&A	B	C	D	E	F	Leather
\$4,335	\$4,485	\$4,690	\$4,895	\$5,100	\$5,305	\$5,045

DIMENSIONS					
W	D	H	Seat Depth	Seat Height	ArmH
61.4"	28.3"	27.5"	21.6"	16.5"	27.5"

Co-Seating / Co-Working

NODA MODULES 2SRWAH

B&T



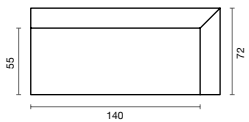
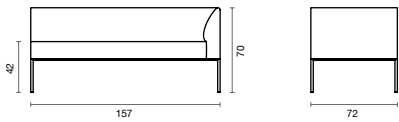
7,4 yd ☼ 97 sq.ft

MSRP						
COM/COL&A	B	C	D	E	F	Leather
\$5,045	\$5,300	\$5,645	\$5,985	\$6,330	\$6,670	\$5,515

DIMENSIONS					
W	D	H	Seat Depth	Seat Height	ArmH
61.4"	28.3"	49.5"	21.5"	16.5"	27.5"

NODA MODULES 2SLWA

B&T



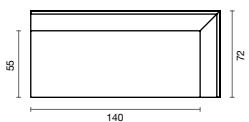
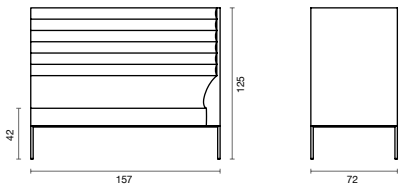
4,4 yd ☼ 76 sq.ft

MSRP						
COM/COL&A	B	C	D	E	F	Leather
\$4,335	\$4,485	\$4,690	\$4,895	\$5,100	\$5,305	\$5,045

DIMENSIONS					
W	D	H	Seat Depth	Seat Height	ArmH
61.4"	28.3"	27.5"	21.5"	16.5"	27.5"

NODA MODULES 2SLWAH

B&T




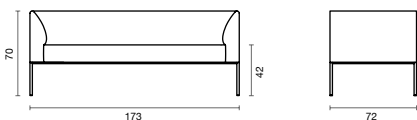
7,4 yd ☼ 97 sq.ft

MSRP						
COM/COL&A	B	C	D	E	F	Leather
\$5,045	\$5,300	\$5,645	\$5,985	\$6,330	\$6,670	\$5,515

DIMENSIONS					
W	D	H	Seat Depth	Seat Height	ArmH
61.4"	28.3"	49.2"	21.5"	16.5"	27.5"

NODA MODULES 2SWA

B&T



5,5 yd ☼ 81 sq.ft

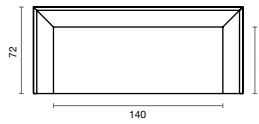
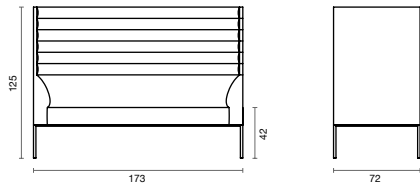
MSRP						
COM/COL&A	B	C	D	E	F	Leather
\$4,975	\$5,155	\$5,400	\$5,640	\$5,885	\$6,125	\$5,820

DIMENSIONS					
W	D	H	Seat Depth	Seat Height	ArmH
68.1"	28.3"	27.5"	21.5"	16.5"	27.5"

Co-Seating / Co-Working

NODA MODULES 2SWAH

B&T



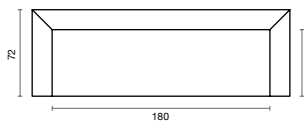
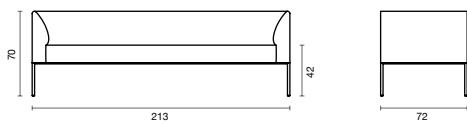
9 yd ◊ 130 sq.ft

MSRP						
COM/COL&A	B	C	D	E	F	Leather
\$6,085	\$6,430	\$6,890	\$7,350	\$7,810	\$8,270	\$7,680

DIMENSIONS					
W	D	H	Seat Depth	Seat Height	ArmH
68.1"	28.3"	49.2"	21.5"	16.5"	27.5"

NODA MODULES 3SWA

B&T



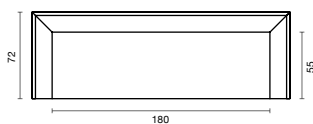
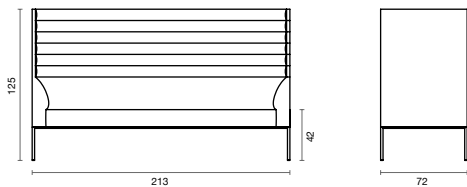
6,2 yd ◊ 87 sq.ft

MSRP						
COM/COL&A	B	C	D	E	F	Leather
\$5,505	\$5,720	\$6,000	\$6,280	\$6,560	\$6,845	\$6,485

DIMENSIONS					
W	D	H	Seat Depth	Seat Height	ArmH
83.8"	28.3"	27.5"	21.5"	16.5"	27.5"

NODA MODULES 3SWAH

B&T



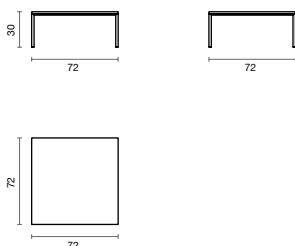
11 yd ◊ 140 sq.ft

MSRP						
COM/COL&A	B	C	D	E	F	Leather
\$6,840	\$7,220	\$7,730	\$8,245	\$8,755	\$9,265	\$8,615

DIMENSIONS					
W	D	H	Seat Depth	Seat Height	ArmH
83.8"	28.3"	49.2"	21.5"	16.5"	27.5"

NODA MODULES T1

B&T



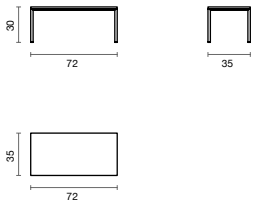
MSRP	
Laminate 0.70"	Veneer 0.70"
\$530	\$720

DIMENSIONS		
W	D	H
28.3"	28.3"	11.8"

Co-Seating / Co-Working

NODA MODULES T2

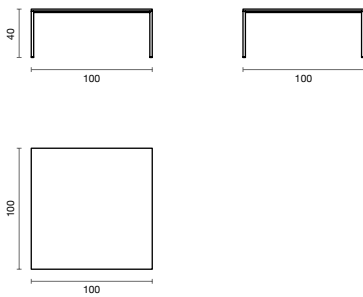
B&T



MSRP		
Laminate 0.70"		Veneer 0.70"
\$380		\$510
DIMENSIONS		
W	D	H
28.3"	13.8"	11.8"

NODA MODULES T3

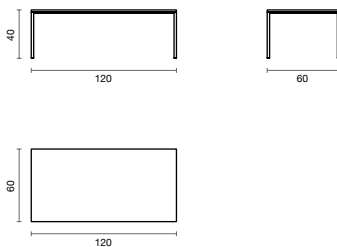
B&T



MSRP		
Laminate 0.70"		Veneer 0.70"
\$835		\$1,130
DIMENSIONS		
W	D	H
39.4"	39.4"	15.7"

NODA MODULES T4


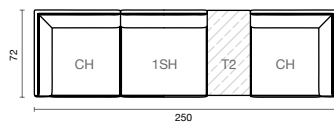
B&T



MSRP		
Laminate 0.70"		Veneer 0.70"
\$690		\$935
DIMENSIONS		
W	D	H
23.6"	47.2"	11.8"

NODA CONFIGURATIONS PLAN 01

B&T

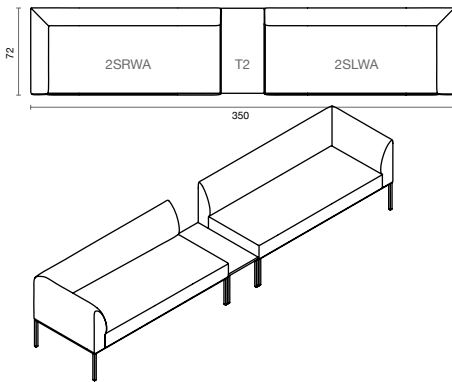


PLAN 01	
(2 x CH) + (1 x 1SH) + (1 x T2)	
DIMENSIONS	
W	D
98.4"	28.3"

Co-Seating / Co-Working

NODA CONFIGURATIONS PLAN 02

B&T



PLAN 02

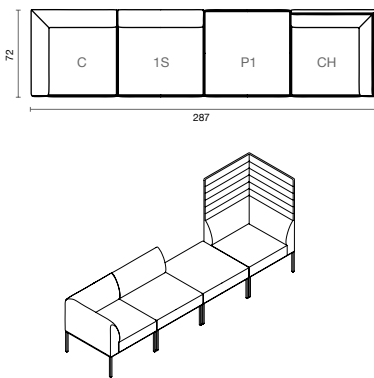
(1 x 2SRWA) + (1 x T2) + (1 x 2SLWA)

DIMENSIONS

W	D
137.8"	28.3"

NODA CONFIGURATIONS PLAN 03

B&T



PLAN 03

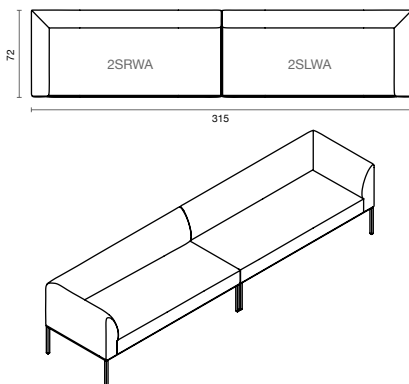
(1 x C) + (1 x 1S) + (1 x P1) + (1 x CH)

DIMENSIONS

W	D
113"	28.3"

NODA CONFIGURATIONS PLAN 04

B&T



PLAN 04

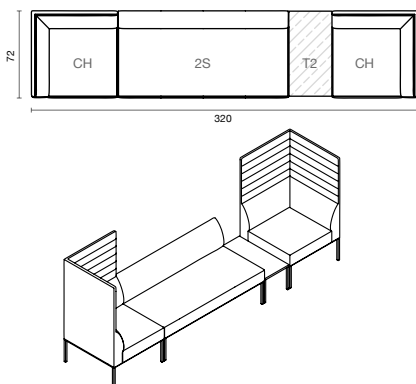
(1 x 2SRWA) + (1 x 2SLWA)

DIMENSIONS

W	D
124"	28.3"

NODA CONFIGURATIONS PLAN 05

B&T



PLAN 05

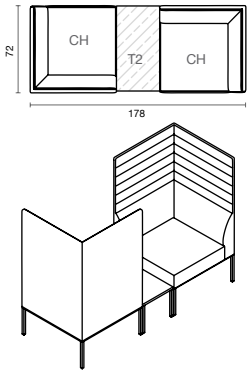
(2 x CH) + (1 x 2S) + (1 x T2)

DIMENSIONS

W	D
126"	28.3"

NODA CONFIGURATIONS PLAN 06

B&T



PLAN 06

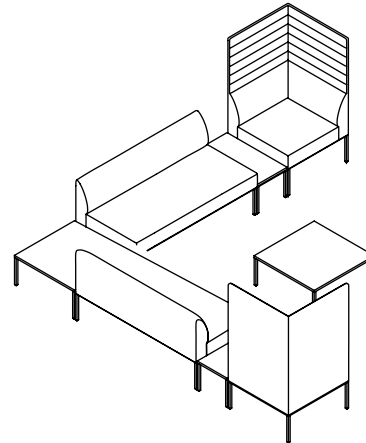
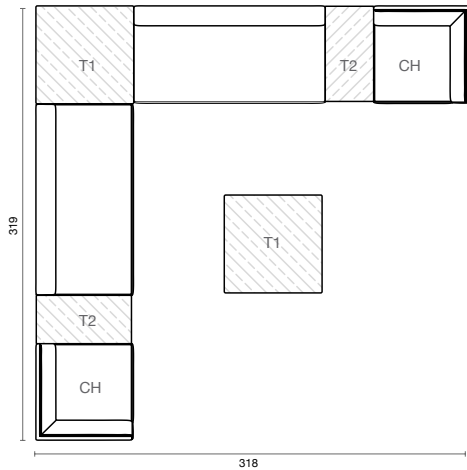
(2 x CH) + (1 x T2)

DIMENSIONS

W	D
70.1"	28.3"

NODA CONFIGURATIONS PLAN 07

B&T



PLAN 07

(2 x T1) + (2 x 2S) + (2 x T2) + (2 x CH)

DIMENSIONS

W	D
125.2"	125.6"

BENCHES

SORBE OUTDOOR POUF B&T









MSRP							
	COM/COL&A	B	C	D	E	F	Leather
Square L	\$1,975	\$2,090	\$2,245	\$2,395	\$2,550	\$2,705	\$2,510
Square S	\$1,360	\$1,440	\$1,545	\$1,655	\$1,760	\$1,870	\$1,730
Round	\$2,295	\$2,415	\$2,580	\$2,740	\$2,905	\$3,070	\$2,860

DIMENSIONS					
	W	D	H	SW	
Square L	36"	36"	16.5"	36"	# 3 yd
Square S	24"	24"	16.5"	24"	# 2 yd
Round	47"	47"	16.5"	47"	# 3 yd

ELUSIVE OUTDOOR BENCH B&T



-  247 sq.ft  14 kg.
-  333 sq.ft  30 kg.
-  409 sq.ft  35,5 kg.

MSRP	
	IROKO
47 X 16	\$3,445
63 X 16	\$3,940
79 X 16	\$4,685

DIMENSIONS	
H	S"
18"	47 x 16
18"	63 x 16
18"	79 x 16

JOS BENCH BABEL D



MSRP	
METAL	
\$1,435	

DIMENSIONS		
W	D	H
41,3"	18.1"	21.7"

BENCH

JOS CUSHION BENCH

BABEL D



MSRP

CHAIR CUSHION

\$345

ROSA

NUANS



MSRP

	COM/COL&A	B	C	D	E	Leather
ALL METAL	\$1,590	x	x	x	x	x
PAD	\$560	\$590	\$680	\$730	\$860	x

DIMENSIONS

W	D	H	SH
63"	28"	30"	15"

SOFA COLLECTION

BOB

B&T



MSRP

	COM/COL&A	B	C	D	E	F	Leather
SINGLE	\$3,245	\$3,435	\$3,690	\$3,945	\$4,200	\$4,455	\$4,195
SINGLE S	\$3,795	\$3,985	\$4,240	\$4,495	\$4,750	\$5,005	\$4,745
DOUBLE	\$4,515	\$4,785	\$5,140	\$5,500	\$5,855	\$6,215	\$5,755
TRIPLE	\$5,495	\$5,825	\$6,260	\$6,695	\$7,125	\$7,560	\$7,010

DIMENSIONS

	W	D	H	Seat depth	Seat height	Arm height
SINGLE	29.1"	33.4"	29.9"	21.2"	16.1"	22.8"
SINGLE S	29.1"	33.4"	29.9"	21.2"	16.1"	22.8"
DOUBLE	64.5"	33.4"	29.9"	21.2"	16.1"	22.8"
TRIPLE	76.3"	33.4"	29.9"	21.2"	16.1"	22.8"

6 yd 🪡 81 sq.ft 📦 20 kg.

6 yd 🪡 81 sq.ft 📦 22 kg.

8 yd 🪡 122 sq.ft 📦 27 kg.

9 yd 🪡 130 sq.ft 📦 32 kg.

SOFA COLLECTION

CLAP

OUTDOOR SOFA

B&T



Frame	Seat/Back	
# 2 yd	# 2 yd	📦 12 kg.
# 3 yd	# 2 yd	📦 20 kg.
# 5 yd	# 2 yd	📦 35 kg.

MSRP							
	COM/COL&A	B	C	D	E	F	Protective Cover
Single	\$3,525	\$3,595	\$3,685	\$3,780	\$3,870	\$3,960	\$310
Double	\$6,575	\$6,725	\$6,925	\$7,125	\$7,325	\$7,525	\$400
Triple	\$9,140	\$9,340	\$9,605	\$9,875	\$10,140	\$10,405	\$520

DIMENSIONS						
	W	D	H	Seat depth	Seat height	Arm height
Single	30"	38.5"	31"	19"	21"	21"
Double	63"	38.5"	31"	19"	21"	21"
Triple	85"	38.5"	31"	19"	21"	21"

DOR

OUTDOOR SOFA

B&T



	Cushion	Frame
Single	# 2.5 yd	# 3 yd
Double	# 5 yd	# 4.5 yd
Triple	# 7 yd	# 5.5 yd
Daybed	# 4 yd	# 5 yd

MSRP							
	COM/COL&A	B	C	D	E	F	Protective Cover
Single	\$4,805	\$4,809	\$5,000	\$5,110	\$5,220	\$5,335	\$305
Double	\$8,510	\$8,705	\$8,965	\$9,220	\$9,480	\$9,740	\$465
Triple	\$11,185	\$11,465	\$11,835	\$12,205	\$12,575	\$12,945	\$555
Daybed	\$7,595	\$7,740	\$7,935	\$8,130	\$8,325	\$8,515	\$465

DIMENSIONS						
	W	D	H	Seat depth	Seat height	Arm height
Single	38"	33"	30"	15"	15"	27.5"
Double	71"	36"	30"	19"	15"	27.5"
Triple	94"	36"	30"	19"	15"	27.5"
Daybed	73"	30"	30"	16"	16"	29"
Pouf Ø65	25.5"	25.5"	15"	15"	15"	x
Pouf Ø82	33"	33"	15"	15"	15"	x

SOFA COLLECTION

DORA SOFA

NUANS



- # 9.8 yd 145 sq.ft
- # 10.9 yd 161 sq.ft
- # 12 yd 177.6 sq.ft

	MSRP					
	COM/COL&A	B	C	D	E	Real Leather
Dora Sofa - 79"	\$5,140	\$5,555	\$6,735	\$7,430	\$9,170	\$6,910
Dora Sofa - 94.5"	\$6,135	\$6,600	\$7,915	\$8,685	\$10,620	\$8,105
Dora Curved - 94.5"	\$6,435	\$6,930	\$8,330	\$9,150	\$11,205	\$8,535

	DIMENSIONS				
	W	D	H	Seat depth	Seat height
Dora Sofa - 79"	79"	33"	27.5"	24.5"	15.5"
Dora Sofa - 94.5"	94.5"	33"	27.5"	24.5"	15.5"
Dora Curved - 94.5"	94.5"	40"	27.5"	-	15.5"

DORA ARMCHAIR

NUANS



- # 4.9 yd 73.2 sq.ft

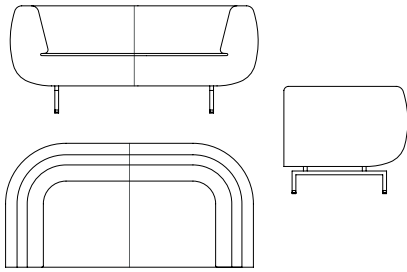
	MSRP					
	COM/COL&A	B	C	D	E	Real Leather
Armchair	\$3,110	\$3,315	\$3,910	\$4,255	\$5,125	\$3,995

	DIMENSIONS				
	W	D	H	Seat depth	Seat height
Armchair	33"	32"	27.5"	24.5"	15.5"

SOFA COLLECTION

DURGU SOFA DOUBLE

B&T



6 yd 97 sq.ft 18 kg.

MSRP

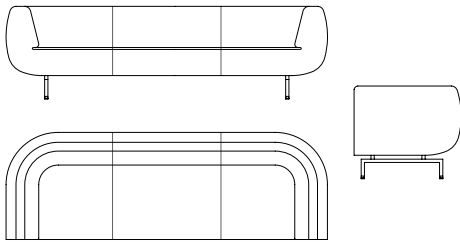
COM/COL&A	B	C	D	E	F	Leather
\$6,735	\$6,960	\$7,260	\$7,560	\$7,855	\$8,155	\$8,295

DIMENSIONS

W	D	H	Seat depth	Seat height	Arm height
35.6"	37.4"	27.1"	29.9"	16.5"	21.6"

DURGU SOFA TRIPLE

B&T



6 yd 97 sq.ft 18 kg.

MSRP

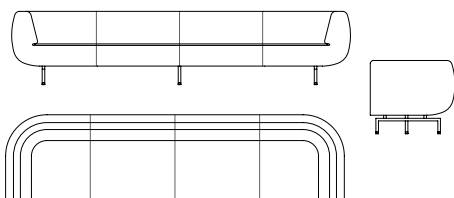
COM/COL&A	B	C	D	E	F	Leather
\$8,845	\$9,130	\$9,510	\$9,890	\$10,270	\$10,650	\$10,620

DIMENSIONS

W	D	H	Seat depth	Seat height	Arm height
35.6"	37.4"	27.1"	29.9"	16.5"	21.6"

DURGU SOFA FOUR SEATER

B&T



6 yd 97 sq.ft 18 kg.

MSRP

COM/COL&A	B	C	D	E	F	Leather
\$11,040	\$11,390	\$11,865	\$12,335	\$12,810	\$13,285	\$1,3345

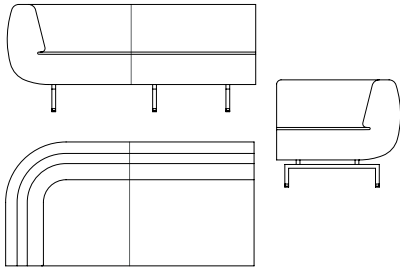
DIMENSIONS

W	D	H	Seat depth	Seat height	Arm height
35.6"	37.4"	27.1"	29.9"	16.5"	21.6"

SOFA COLLECTION

DURGU SOFA DAYBED LEFT

B&T



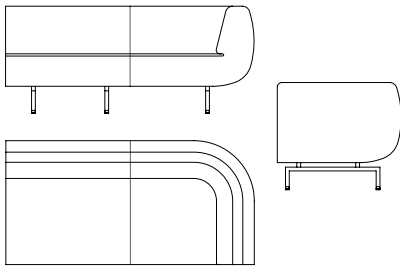
6 yd 🛋️ 97 sq.ft 📦 18 kg.

MSRP						
COM/COL&A	B	C	D	E	F	Leather
\$5,985	\$6,195	\$6,475	\$6,755	\$7,040	\$7,320	\$7,245

DIMENSIONS					
W	D	H	Seat depth	Seat height	Arm height
35.6"	37.4"	27.1"	29.9"	16.5"	21.6"

DURGU SOFA DAYBED RIGHT

B&T



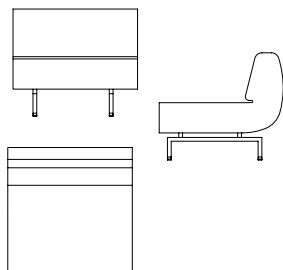
6 yd 🛋️ 97 sq.ft 📦 18 kg.

MSRP						
COM/COL&A	B	C	D	E	F	Leather
\$5,985	\$6,195	\$6,475	\$6,755	\$7,040	\$7,320	\$7,245

DIMENSIONS					
W	D	H	Seat depth	Seat height	Arm height
35.6"	37.4"	27.1"	29.9"	16.5"	21.6"

DURGU SOFA MIDDLE

B&T



6 yd 🛋️ 97 sq.ft 📦 18 kg.

MSRP						
COM/COL&A	B	C	D	E	F	Leather
\$3,150	\$3,285	\$3,460	\$3,640	\$3,820	\$4,000	\$3,730

DIMENSIONS					
W	D	H	Seat depth	Seat height	Arm height
35.6"	37.4"	27.1"	29.9"	16.5"	21.6"

SOFA COLLECTION

JOS

TWO-SEATER SETEE

BABEL D



MSRP

With Cushion

\$2,875

DIMENSIONS

W	D	H
50.4"	26.8"	31.5"

Cushion included in price.

KANO

TWO-SEATER SETEE

BABEL D



MSRP

Metal

Cushion

\$2,495

\$405

DIMENSIONS

W	D	H
53.5"	25.2"	28.3"

LED

B&T



MSRP

	COM/COL&A	B	C	Real Leather
SINGLE	\$3,210	\$3,365	\$3,570	\$3,985
DOUBLE	\$4,375	\$4,570	\$4,825	\$5,265
TRIPLE	\$5,290	\$5,520	\$5,825	\$6,355
POUF 165x55	\$1,880	\$1,960	\$2,070	\$2,220

DIMENSIONS

	W	D	H	Seat depth	Seat height	Arm height
SINGLE	31"	28"	28"	21"	16"	24"
DOUBLE	52"	28"	28"	21"	16"	24"
TRIPLE	74"	28"	28"	21"	16"	24"
POUF 165x55	65"	22"	16"	22"	16"	-

6 yd 86 sq.ft 25 kg.

7 yd 104 sq.ft 35 kg.

8 yd 121 sq.ft 45 kg.

2 yd 32 sq.ft 25 kg.

NUANS

4 Cragwood Road
Avenel, NJ 07001 USA

201 345 5550
sales@nuansdesign.com

nuansdesign.com

LUNA

NUANS



4.9 yd ✪ 10.76 sq.ft

6.6 yd ✪ 96.87 sq.ft

7.7 yd ✪ 113.02 sq.ft

MSRP						
	COM/COL&A	B	C	D	E	Leather
SINGLE	\$2,960	\$3,160	\$3,725	\$4,060	\$4,895	\$3,810
DOUBLE	\$4,020	\$4,285	\$5,045	\$5,490	\$6,600	\$5,155
TRIPLE	\$4,610	\$4,925	\$5,805	\$6,325	\$7,625	\$5,935

DIMENSIONS			
	W	D	H
SINGLE	31"	28"	29"
DOUBLE	51"	28"	29"
TRIPLE	75"	28"	29"

LOTUS MODULAR SOFA

NUANS




5.5 yd ✪ 80.7 sq.ft ✪ 34 kg.

MSRP					
COM/COL&A	B	C	D	E	Leather
\$3,370	\$3,590	\$4,205	\$4,575	\$5,485	\$4,300

DIMENSIONS			
W	D	H	
35.5"	31.5"	47.2"	

LOTUS CIRCULAR SOFA

NUANS



3.8 yd ✪ 57.0 sq.ft ✪ 28 kg.

MSRP					
COM/COL&A	B	C	D	E	Leather
\$2,865	\$3,020	\$3,455	\$3,710	\$4,345	\$3,520

DIMENSIONS			
W	D	H	
31.5"	35.5"	30"	

SOFA COLLECTION

MABEL COMFORT

B&T




- # 7 yd # 97 sq.ft # 23 kg.
- # 7 yd # 97 sq.ft # 27 kg.
- # 10 yd # 146 sq.ft # 30 kg.
- # 11 yd # 162 sq.ft # 34 kg.
- # 12 yd # 178 sq.ft # 37 kg.

MSRP							
	COM/COL&A	B	C	D	E	F	Leather
SINGLE	\$3,550	\$3,780	\$4,085	\$4,395	\$4,700	\$5,005	\$4,615
SINGLE ROUND	\$3,950	\$4,180	\$4,485	\$4,795	\$4,870	\$5,405	\$5,015
SINGLE ROUND TWO WINGS	\$4,270	\$4,500	\$4,810	\$5,115	\$5,420	\$5,730	\$5,340
DOUBLE 167	\$5,510	\$5,855	\$6,315	\$6,775	\$7,235	\$7,695	\$7,105
TRIPLE 197	\$6,520	\$6,900	\$7,415	\$7,925	\$8,435	\$8,945	\$8,295
TRIPLE 227	\$6,670	\$7,090	\$7,655	\$8,215	\$8,780	\$9,340	\$8,625

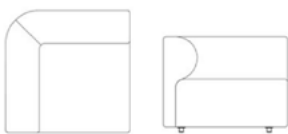
DIMENSIONS						
	W	D	H	Seat depth	Seat height	Arm height
SINGLE	39"	34"	15"	22"	15"	21"
SINGLE ROUND BASE	39"	34"	15"	22"	15"	21"
DOUBLE 167	66"	34"	15"	22"	15"	21"
TRIPLE 197	77.5"	34"	15"	22"	15"	21"
TRIPLE 227	89.5"	34"	15"	22"	15"	21"

*Standard prices are for the Mabel Sofas with one regular arm and one wing arm.
*Arms are optional to change at all dimensions (Single - Double - Triple):
2 Wings - Right Wing - Left Wing - Without Wing



MOON MODULE 01 - CORNER 36.2"

NUANS




- # 5.4 yd # 80.7 sq.ft

MSRP					
COM/COL&A	B	C	D	E	Leather
\$3,430	\$3,650	\$4,265	\$4,635	\$5,545	\$4,360

DIMENSIONS		
W	D	H
35.5"	35.5"	28.3"

MOON MODULE 02 - 1 SEATER LEFT SIDE

NUANS



- # 4.9 yd # 73.2 sq.ft

MSRP					
COM/COL&A	B	C	D	E	Leather
\$3,285	\$3,485	\$4,040	\$4,370	\$5,190	\$4,125

DIMENSIONS		
W	D	H
35.5"	35.5"	28.3"



4 Cragwood Road
Avenel, NJ 07001 USA

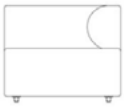
201-345-5550
sales@nuansdesign.com

nuansdesign.com

SOFA COLLECTION

MOON MODULE 03 - 1 SEATER RIGHT SIDE

NUANS



#4.9 yd ✨73.2 sq.ft

MSRP					
COM/COL&A	B	C	D	E	Leather
\$3,285	\$3,485	\$4,040	\$4,370	\$5,190	\$4,125

DIMENSIONS		
W	D	H
35.5"	35.5"	28.3"

MOON MODULE 04 - 1 SEATER CENTER

NUANS




#3.8 yd ✨ 57 sq.ft

MSRP					
COM/COL&A	B	C	D	E	Leather
\$2,920	\$3,070	\$3,505	\$3,760	\$4,400	\$3,570

DIMENSIONS		
W	D	H
31.5"	35.5"	28.3"

MOON MODULE 05 - 1 SEATER CENTER

NUANS



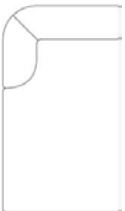
#4.3 yd ✨64.5 sq.ft

MSRP					
COM/COL&A	B	C	D	E	Leather
\$3,275	\$3,455	\$3,945	\$4,240	\$4,970	\$4,020

DIMENSIONS		
W	D	H
47.2"	35.5"	28.3"

MOON MODULE 06 - 1 SEATER LEFT LOUNGE

NUANS



#6.5 yd ✨96.8 sq.ft

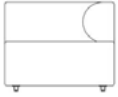

MSRP					
COM/COL&A	B	C	D	E	Leather
\$4,060	\$4,320	\$5,065	\$5,500	\$6,595	\$5,175

DIMENSIONS		
W	D	H
35.5	61"	28.3"

SOFA COLLECTION

MOON MODULE 07 - SEATER RIGHT LOUNGE

NUANS



6.5 yd ✪ 96.8 sq.ft

MSRP

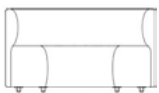
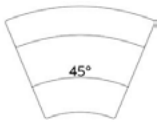
COM/COL&A	B	C	D	E	Leather
\$4,060	\$4,320	\$5,065	\$5,500	\$6,595	\$5,175

DIMENSIONS

W	D	H
35.5	61"	28.3"

MOON MODULE 08 - CONCAVE 130 CM - 45°

NUANS



4.9 yd ✪ 73.2 sq.ft

MSRP

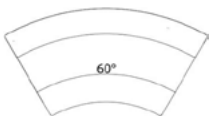
COM/COL&A	B	C	D	E	Leather
\$3,915	\$4,110	\$4,670	\$4,995	\$5,820	\$4,755

DIMENSIONS

W	D	H
51.2"	38.2"	28.3"

MOON MODULE 09 - CONCAVE 200 CM - 60°

NUANS



6.5 yd ✪ 96.8 sq.ft

MSRP

COM/COL&A	B	C	D	E	Leather
\$5,615	\$5,875	\$6,620	\$7,055	\$8,150	\$6,730

DIMENSIONS

W	D	H
78.7"	41.7"	28.3"

MOON MODULE 10 - CONVEX 130 CM - 45°

NUANS



3.2 yd ✪ 48.4 sq.ft

MSRP

COM/COL&A	B	C	D	E	Leather
\$3,620	\$3,750	\$4,125	\$4,345	\$4,890	\$4,180

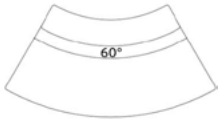
DIMENSIONS

W	D	H
51.2"	38.2"	28.3"

SOFA COLLECTION

MOON MODULE 11 - CONVEX 200 CM - 60°

NUANS



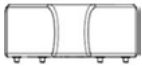
#6.5 yd ✪96.8 sq.ft

MSRP					
COM/COL&A	B	C	D	E	Leather
\$5,540	\$5,800	\$6,545	\$6,985	\$8,075	\$6,655

DIMENSIONS		
W	D	H
78.7"	38.2"	28.3"

MOON MODULE 12 - CENTER CONVEX - NO BACK 90 CM - 45°

NUANS



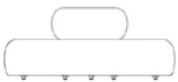
#2.2 yd ✪32.3 sq.ft

	MSRP					
	COM/COL&A	B	C	D	E	Leather
Upholstery	\$2,100	\$2,185	\$2,435	\$2,580	\$2,945	\$2,470
W. Marble	\$5,130	\$5,220	\$5,470	\$5,615	\$5,975	\$5,505
	\$3,910	\$3,995	\$4,245	\$4,390	\$4,755	\$4,280

DIMENSIONS		
W	D	H
35.5"	36.2"	15.7"

MOON MODULE 13 - QUARTER CONCAVE 170 CM - 90°

NUANS



#3.8 yd ✪ 57sq.ft

MSRP					
COM/COL&A	B	C	D	E	Leather
\$5,300	\$5,455	\$5,890	\$6,145	\$6,780	\$5,950

DIMENSIONS		
W	D	H
67"	39.4"	28.3"

MOON MODULE 14 - 1,5 SEATER 120 CM OPEN END - LEFT

NUANS



#4.9 yd ✪73.2 sq.ft

MSRP					
COM/COL&A	B	C	D	E	Leather
\$3,415	\$3,610	\$4,170	\$4,495	\$5,315	\$4,250

DIMENSIONS		
W	D	H
47.2"	36.2"	28.3"

SOFA COLLECTION

MOON MODULE 15 - 1,5 SEATER 120 CM OPEN END - RIGHT

NUANS



4.9 yd ✨ 73.2 sq.ft

MSRP

COM/COL&A	B	C	D	E	Leather
\$3,415	\$3,610	\$4,170	\$4,495	\$5,315	\$4,250

DIMENSIONS

W	D	H
47.2"	36.2"	28.3"

MOON MODULE 16 - CENTER - No BACK 80 CM

NUANS



1.6 yd ✨ 24.7 sq.ft

MSRP

COM/COL&A	B	C	D	E	Leather
\$2,215	\$2,280	\$2,465	\$2,575	\$2,850	\$2,495

DIMENSIONS

W	D	H
31.5"	36.2"	15.7"

MOON MODULE 17 - CENTER - No BACK 120 CM

NUANS



2.2 yd ✨ 32.3 sq.ft

MSRP

COM/COL&A	B	C	D	E	Leather
\$2,615	\$2,705	\$2,950	\$3,095	\$3,460	\$2,985

DIMENSIONS

W	D	H
47.2"	36.2"	15.7"

SOFA COLLECTION

MOST

B&T



5 yd 111 sq.ft 25 kg.

SINGLE

7 yd 149 sq.ft 40 kg.

DOUBLE

9 yd 211 sq.ft 55 kg.

TRIPLE

	MSRP						
	COM/COL&A	B	C	D	E	F	Leather
SINGLE	\$3,795	\$3,970	\$4,200	\$4,430	\$4,660	\$4,890	\$4,595
DOUBLE	\$5,550	\$5,780	\$6,085	\$6,390	\$6,700	\$7,005	\$6,615
TRIPLE	\$6,900	\$7,170	\$7,525	\$7,885	\$8,240	\$8,600	\$8,145

	DIMENSIONS						
	W	D	H	Seat depth	Seat height	Arm height	
SINGLE	41"	38"	27"	25"	15"	19"	
DOUBLE	66"	38"	27"	25"	15"	19"	
TRIPLE	90.5"	38"	27"	25"	15"	19"	

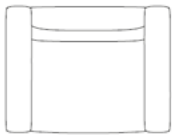
SOFA COLLECTION



PICK

SINGLE

B&T



8 yd 108 sq.ft 18 kg.

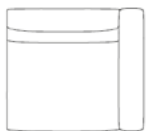
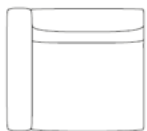
	MSRP						
	COM/COL&A	B	C	D	E	F	Leather
	\$2,905	\$3,155	\$3,490	\$3,820	\$4,150	\$4,485	\$4,060

	DIMENSIONS						
	W	D	H	Seat depth	Seat height	Arm height	
	46"	35"	27.5"	25.5"	16"	27.5"	

PICK

ARM (L/R)

B&T



6 yd 91 sq.ft 17 kg.


7 yd 107 sq.ft 19 kg.

	MSRP						
	COM/COL&A	B	C	D	E	F	Leather
100	\$2,845	\$3,075	\$3,380	\$3,685	\$3,995	\$4,300	\$3,910
120	\$3,280	\$3,530	\$3,860	\$4,195	\$4,525	\$4,860	\$4,475

	DIMENSIONS						
	W	D	H	Seat depth	Seat height	Arm height	
	39"	35"	27.5"	25.5"	16"	27"	
	47"	35"	27.5"	25.5"	16"	27"	

SOFA COLLECTION

PICK MID **B&T**



- # 5 yd 75 sq.ft 16 kg.
- # 6 yd 80 sq.ft 18 kg.
- # 7 yd 91 sq.ft 18 kg.
- # 8 yd 107 sq.ft 18 kg.

MSRP							
	COM/COL&A	B	C	D	E	F	Leather
33	\$2,305	\$2,440	\$2,615	\$2,795	\$2,975	\$3,155	\$2,925
40.5	\$2,265	\$2,400	\$2,580	\$2,760	\$2,935	\$3,115	\$2,885
51	\$2,585	\$2,760	\$2,990	\$3,220	\$3,450	\$3,680	\$3,385
59	\$2,865	\$3,055	\$3,310	\$3,565	\$3,825	\$4,080	\$3,750

DIMENSIONS						
W	D	H	Seat depth	Seat height	Arm height	
33"	35"	27.5"	25.5"	16"	-	
40.5"	35"	27.5"	25.5"	16"	-	
51"	35"	27.5"	25.5"	16"	-	
59"	35"	27.5"	25.5"	16"	-	

PICK CORNER **B&T**

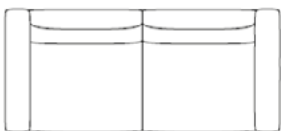


- # 10 yd 140 sq.ft 35 kg.
- # 17 yd 190 sq.ft 358 kg.

MSRP							
COM/COL&A	B	C	D	E	F	Leather	
\$2,900	\$3,050	\$3,255	\$3,460	\$3,665	\$3,870	\$3,610	

DIMENSIONS						
W	D	H	Seat depth	Seat height	Arm height	
35.5"	35.5"	27.5"	20.8"	15.7"	27"	

PICK LOUNGE(L/R) **B&T**



- # 10 yd 140 sq.ft 35 kg.
- # 10 yd 140 sq.ft 35 kg.

MSRP							
	COM/COL&A	B	C	D	E	F	Leather
39	\$3,235	\$3,525	\$3,910	\$4,290	\$4,675	\$5,060	\$4,570
47	\$3,395	\$3,700	\$4,110	\$4,515	\$4,925	\$5,335	\$4,815

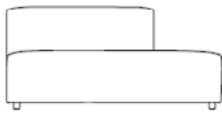
DIMENSIONS						
W	D	H	Seat depth	Seat height	Arm height	
39"	63"	27.5"	53"	19"	27"	
47"	63"	27.5"	53"	19"	27"	

SOFA COLLECTION

PICK

HALF BACK (L/R)

B&T



9 yd 124 sq.ft 19 kg.

9 yd 129 sq.ft 18 kg.

MSRP

	COM/COL&A	B	C	D	E	F	Leather
51	\$3,190	\$3,380	\$3,635	\$3,890	\$4,145	\$4,400	\$4,075
59	\$3,460	\$3,670	\$3,945	\$4,220	\$4,495	\$4,775	\$4,420

DIMENSIONS

	W	D	H	Seat depth	Seat height	Arm height
51"	35"	27.5"	25.5"	16"	-	
59"	35"	27.5"	25.5"	16"	-	

PICK

POUF

B&T



3 yd 32 sq.ft 19 kg.

4 yd 54 sq.ft 18 kg.

MSRP

	COM/COL&A	B	C	D	E	F	Leather
35X35	\$2,050	\$2,145	\$2,275	\$2,400	\$2,530	\$2,655	\$2,495
65X28	\$2,280	\$2,350	\$2,435	\$2,520	\$2,610	\$2,695	\$2,585

DIMENSIONS

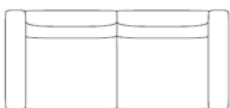
	W	D	H	Seat depth	Seat height	Arm height
35"	35"	16"	35"	16"	-	
65"	28"	16"	28"	16"	-	



PICK

DOUBLE 200

B&T



13 yd 183 sq.ft 36 kg.

MSRP

COM/COL&A	B	C	D	E	F	Leather
\$5,700	\$6,160	\$6,770	\$7,385	\$8,000	\$8,610	\$7,830

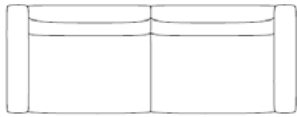
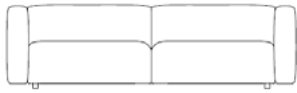
DIMENSIONS

W	D	H
79"	35"	27.5"

PICK

DOUBLE 240

B&T



MSRP						
COM/COL&A	B	C	D	E	F	Leather
\$6,595	\$7,095	\$7,760	\$8,245	\$9,085	\$9,750	\$8,985

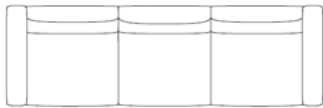
DIMENSIONS		
W	D	H
94"	35"	27.5"

15 yd 🗺️ 215 sq.ft 📦 40 kg.

PICK

TRIPLE 283

B&T



MSRP						
COM/COL&A	B	C	D	E	F	Leather
\$6,595	\$7,095	\$7,760	\$8,425	\$9,085	\$9,750	\$10,690

DIMENSIONS		
W	D	H
111"	35"	27.5"

18 yd 🗺️ 258 sq.ft 📦 44 kg.

PICK

TRIPLE 343

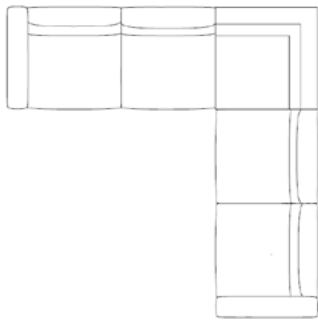
B&T



MSRP						
COM/COL&A	B	C	D	E	F	Leather
\$8,915	\$9,545	\$10,390	\$11,235	\$12,075	\$12,920	\$11,925

DIMENSIONS		
W	D	H
135"	35"	27.5"

21 yd 🗺️ 296 sq.ft 📦 50 kg.

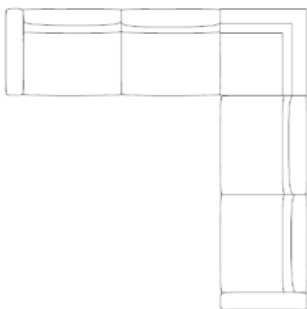


MSRP		
Plan 01		

1 x 100R + 2 x 83M + 1 x 90C + 1 x 100L

DIMENSIONS		
W	D	H
107"	107"	27.5"

30 yd 🌟 425 sq.ft 🛒 84 kg.

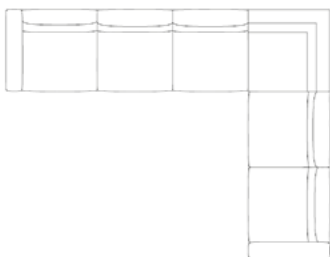


MSRP		
Plan 02		

1 x 120R + 2 x 103M + 1 x 90C + 1 x 120L

DIMENSIONS		
W	D	H
123"	123"	27.5"

33 yd 🌟 468 sq.ft 🛒 92 kg.

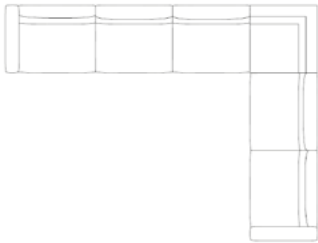


MSRP		
Plan 03		

1 x 100R + 3 x 83M + 1 x 90C + 1 x 100L

DIMENSIONS		
W	D	H
140"	107"	27.5"

36 yd 🌟 500 sq.ft 🛒 100 kg.



MSRP

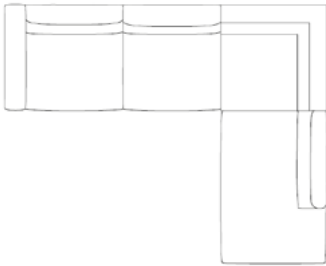
Plan 04

1 x 120R + 3 x 103M + 1 x 90C + 1 x 120L

DIMENSIONS

W	D	H
164"	123"	27.5"

40 yd 548 sq.ft 110 kg.



MSRP


Plan 05

1 x 100R + 1 x 83M + 1 x 90C + 1 x 130RHB

DIMENSIONS

W	D	H
107"	87"	27.5"

29 yd 382 sq.ft 70 kg.



MSRP

Plan 06

1 x 120R + 1 x 103M + 1 x 90C + 1 x 150RHB

DIMENSIONS

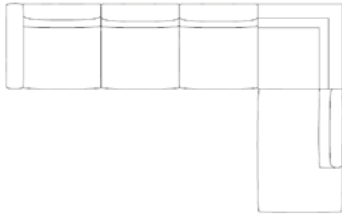
W	D	H
123"	94"	27.5"

30 yd 409 sq.ft 73 kg.

PICK

PLAN 07

B&T



MSRP

Plan 07

1 x 100R + 2 x 83M + 1 x 90C + 1 x 130RHB

DIMENSIONS

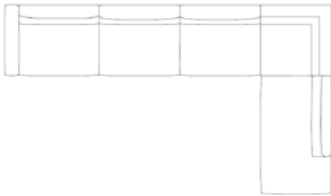
W	D	H
140"	87"	27.5"

33 yd 457 sq.ft 86 kg.

PICK

PLAN 08

B&T



MSRP

Plan 08

1 x 120R + 2 x 103M + 1 x 90C + 150RHB

DIMENSIONS

W	D	H
164"	94"	27.5"

35 yd 489 sq.ft 91 kg.

PICK

PLAN 09

B&T



MSRP

Plan 09

1 x 100R + 1 x 83M + 1 x 100LL

DIMENSIONS

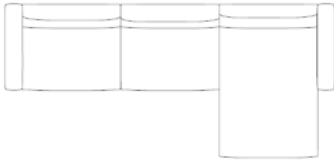
W	D	H
111"	63"	27.5"

21 yd 306 sq.ft 68 kg.

PICK

PLAN 10

B&T



24 yd 📐 339 sq.ft 📦 82 kg.

MSRP

Plan 10

1 x 120R + 103M + 120LL

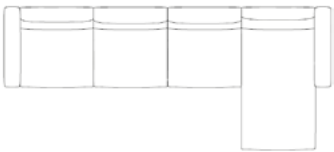
DIMENSIONS

W	D	H
135"	63"	27.5"

PICK

PLAN 11

B&T



27 yd 📐 382 sq.ft 📦 84 kg.

MSRP

Plan 11

1 x 100R + 2 x 83M + 100LL

DIMENSIONS

W	D	H
144"	63"	27.5"

PICK

PLAN 12

B&T



MSRP

Plan 12

1 x 120R + 2 x 103M + 1 x 120LL

DIMENSIONS

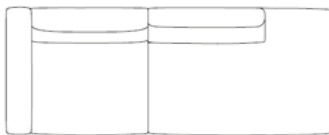
W	D	H
175.5"	63"	27.5"

30 yd 419 sq.ft 100 kg.

PICK

PLAN 13

B&T



MSRP

Plan 13

1 x 100R + 1 x 130RHB

DIMENSIONS

W	D	H
90.54"	87"	27.5"

15 yd 215 sq.ft 36 kg.



17 yd 🐾 236 sq.ft 🛒 37 kg.

MSRP

Plan 14

1 x 120R + 1 x 150RHB

DIMENSIONS

W	D	H
106"	35"	27.5"



21 yd 🐾 290 sq.ft 🛒 52 kg.

MSRP

Plan 15

1 x 100R + 1 x 83M + 130RHB

DIMENSIONS

W	D	H
123"	35"	27.5"



23 yd 🐾 317 sq.ft 🛒 55 kg.

MSRP

Plan 16

1 x 120R + 1 x 103M + 1 x 150RHB

DIMENSIONS

W	D	H
147"	35"	27.5"



24 yd 📐 339 sq.ft 📦 56 kg.

MSRP

Plan 17

1 x 130LHB

DIMENSIONS

W	D	H
153.5"	35"	27.5"



26 yd 📐 365 sq.ft 📦 54 kg.

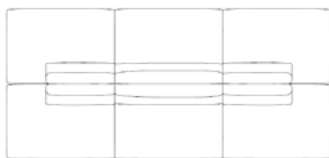
MSRP

Plan 18

1 x 150LHB

DIMENSIONS

W	D	H
177"	35"	27.5"



48 yd 📐 678 sq.ft 📦 112 kg.

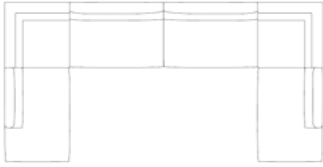
MSRP

Plan 19

2 x 130RHB

DIMENSIONS

W	D	H
153.5"	71"	27.5"



43 yd 613 sq.ft 108 kg.

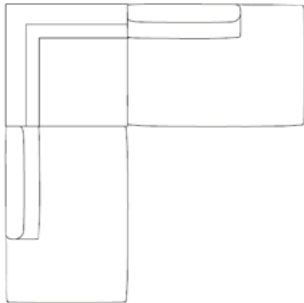
MSRP

Plan 20

1 x 130LHB

DIMENSIONS

W	D	H
173"	87"	27.5"



24 yd 339 sq.ft 56 kg.

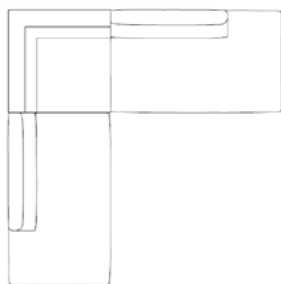
MSRP

Plan 21

1 x 130LHB

DIMENSIONS

W	D	H
87"	87"	27.5"



23 yd 349 sq.ft 54 kg.

MSRP

Plan 22

1 x 150LHB

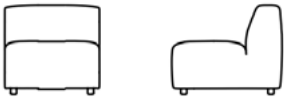
DIMENSIONS

W	D	H
94"	94"	27.5"

SOFA COLLECTION

PICK SMALL MID 70

B&T



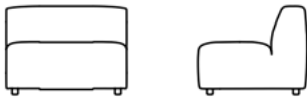
23 yd 🌿 349 sq.ft 📦 54 kg.

MSRP						
COM/COL&A	B	C	D	E	F	Leather
\$1,895	\$11,990	\$2,120	\$2,245	\$2,375	\$2,500	\$2,340

DIMENSIONS			
W	D	H	SH
28"	32"	26"	16"

PICK SMALL MID 90

B&T




23 yd 🌿 349 sq.ft 📦 54 kg.

MSRP						
COM/COL&A	B	C	D	E	F	Leather
\$2,055	\$2,160	\$2,300	\$2,445	\$2,585	\$2,725	\$2,545

DIMENSIONS			
W	D	H	SH
35"	32"	26"	16"

PICK SMALL MID 135

B&T



23 yd 🌿 349 sq.ft 📦 54 kg.

MSRP						
COM/COL&A	B	C	D	E	F	Leather
\$2,455	\$2,590	\$2,770	\$2,950	\$3,125	\$3,305	\$3,075

DIMENSIONS			
W	D	H	SH
53"	32"	26"	16"

PICK SMALL CONCAVE

B&T



23 yd 🌿 349 sq.ft 📦 54 kg.

MSRP						
COM/COL&A	B	C	D	E	F	Leather
\$2,430	\$2,555	\$2,715	\$2,880	\$3,045	\$3,205	\$2,995

DIMENSIONS			
W	D	H	SH
47"	34"	26"	16"

SOFA COLLECTION

PICK SMALL CONVEX

B&T



23 yd 🌿 349 sq.ft 📦 54 kg.

MSRP						
COM/COL&A	B	C	D	E	F	Leather
\$2,280	\$2,405	\$2,565	\$2,730	\$2,895	\$3,055	\$2,850

DIMENSIONS			
W	D	H	SH
47"	34"	26"	16"

PICK SMALL POUF 35

B&T



23 yd 🌿 349 sq.ft 📦 54 kg.

MSRP						
COM/COL&A	B	C	D	E	F	Leather
\$1,195	\$1,240	\$1,305	\$1,365	\$1,425	\$1,490	\$1,410

DIMENSIONS			
W	D	H	SH
14"	32"	26"	16"

PICK SMALL POUF 70

B&T



23 yd 🌿 349 sq.ft 📦 54 kg.

MSRP						
COM/COL&A	B	C	D	E	F	Leather
\$1,570	\$1,610	\$1,670	\$1,725	\$1,780	\$1,835	\$1,765

DIMENSIONS			
W	D	H	SH
28"	32"	26"	16"

PICK SMALL CURVED

B&T



23 yd 🌿 349 sq.ft 📦 54 kg.

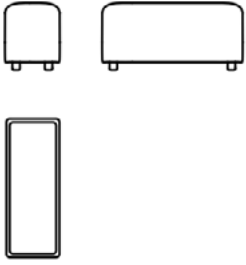
MSRP						
COM/COL&A	B	C	D	E	F	Leather
\$2,055	\$2,115	\$2,185	\$2,265	\$2,340	\$2,415	\$2,320

DIMENSIONS			
W	D	H	SH
47"	34"	26"	16"

SOFA COLLECTION

PICK SMALL SIDE TABLE (ST)

B&T



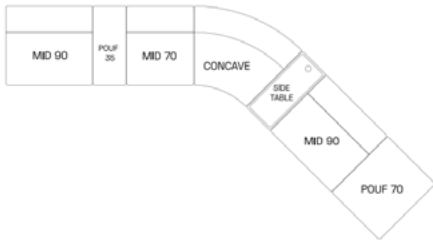
23 yd 🌿 349 sq.ft 📦 54 kg.

MSRP							
	COM/COL&A	B	C	D	E	F	Leather
NATURAL	\$1,200	\$1,235	\$1,275	\$1,320	\$1,365	\$1,410	\$1,350
LAMINATE	\$1,250	\$1,280	\$1,325	\$1,370	\$1,410	\$1,455	\$1,400
MARBLE	\$2,245	\$2,280	\$2,325	\$2,365	\$2,410	\$2,455	\$2,400

DIMENSIONS			
W	D	H	SH
13"	32"	16"	16"

PICK SMALL PLAN 01

B&T



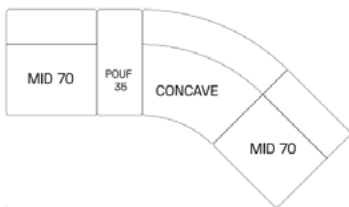
(2x MID 90) + MID 70 + POUF 35 + POUF 70 + CONCAVE + SIDE TABLE

23 yd 🌿 349 sq.ft 📦 54 kg.

PLAN 01			
DIMENSIONS			
W	D	H	SH
175"	95"	26"	16"

PICK SMALL PLAN 02

B&T



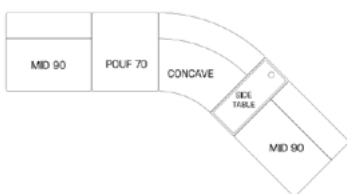
(2x MID 70) + POUF 35 + CONCAVE

23 yd 🌿 349 sq.ft 📦 54 kg.

PLAN 02			
DIMENSIONS			
W	D	H	SH
105"	60"	26"	16"

PICK SMALL PLAN 03

B&T



(2x MID 90) + POUF 70 + CONCAVE + SIDE TABLE

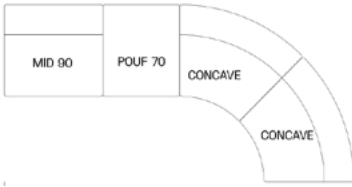
23 yd 🌿 349 sq.ft 📦 54 kg.

PLAN 03			
DIMENSIONS			
W	D	H	SH
142"	76"	26"	16"

SOFA COLLECTION

PICK SMALL PLAN 04

B&T



PLAN 04

MID 90 + POUF 70 + (2x CONCAVE)

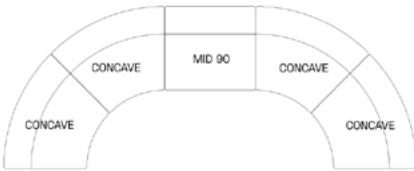
DIMENSIONS

W	D	H	SH
126"	63"	26"	16"

23 yd 🪡 349 sq.ft 📦 54 kg.

PICK SMALL PLAN 05

B&T



PLAN 05

MID 90 + (4x CONCAVE)

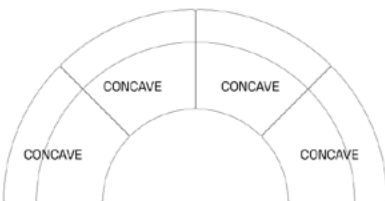
DIMENSIONS

W	D	H	SH
160"	63"	26"	16"

23 yd 🪡 349 sq.ft 📦 54 kg.

PICK SMALL PLAN 06

B&T



PLAN 06

(4x CONCAVE)

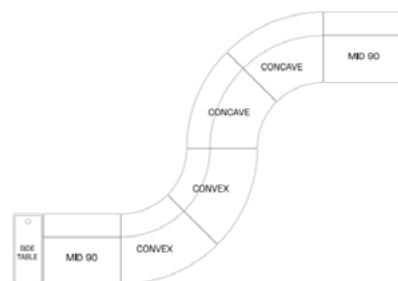
DIMENSIONS

W	D	H	SH
125"	63"	26"	16"

23 yd 🪡 349 sq.ft 📦 54 kg.

PICK SMALL PLAN 07

B&T



PLAN 07

(2x CONCAVE) + (2x CONVEX) + (2x MID 90) + SIDE TABLE

DIMENSIONS

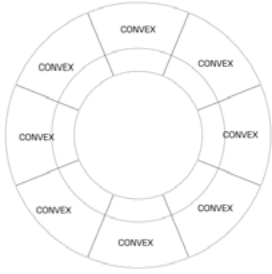
W	D	H	SH
177"	125"	26"	16"

23 yd 🪡 349 sq.ft 📦 54 kg.

SOFA COLLECTION

PICK SMALL PLAN 08

B&T



23 yd 🐾 349 sq.ft 📦 54 kg.

PLAN 08

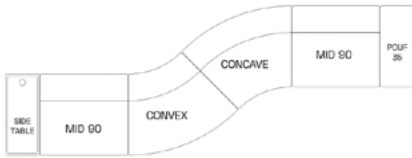
(8x CONVEX)

DIMENSIONS

W	D	H	SH
125"	125"	26"	16"

PICK SMALL PLAN 09

B&T



23 yd 🐾 349 sq.ft 📦 54 kg.

PLAN 09

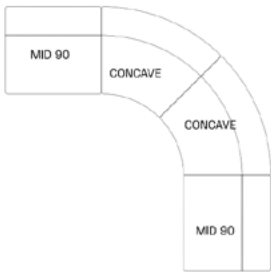
(2x MID 90) + CONCAVE + CONVEX + SIDE TABLE + POUF 35

DIMENSIONS

W	D	H	SH
164"	59"	26"	16"

PICK SMALL PLAN 10

B&T



23 yd 🐾 349 sq.ft 📦 54 kg.

PLAN 10

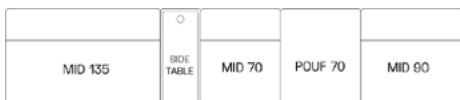
(2x MID 90) + (2x CONCAVE)

DIMENSIONS

W	D	H	SH
98"	98"	26"	16"

PICK SMALL PLAN 11

B&T



23 yd 🐾 349 sq.ft 📦 54 kg.

PLAN 11

MID 135 + SIDE TABLE + MID 70 + POUF 70 + MID 90

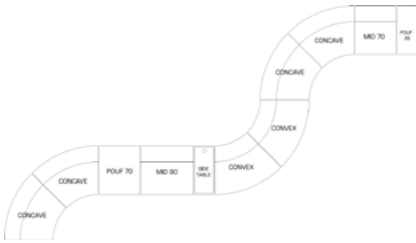
DIMENSIONS

W	D	H	SH
157"	32"	26"	16"

SOFA COLLECTION

PICK SMALL PLAN 12

B&T



PLAN 12

(4x CONCAVE) + (2x CONVEX) + MID 90 + MID 70 + POUF 70 + POUF 35 + SIDE TABLE

DIMENSIONS

W	D	H	SH
273"	155"	26"	16"

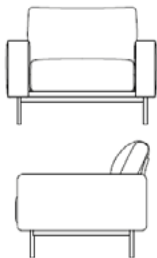
23 yd 🪡 349 sq.ft 📦 54 kg.



PIU SOFA

SINGLE

B&T



MSRP

COM/COL&A	B	C	D	E	F	Leather
\$3,675	\$3,885	\$4,165	\$4,445	\$4,725	\$5,010	\$4,650

DIMENSIONS

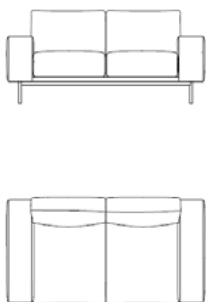
W	D	H	Seat depth	Seat height
37"	33"	29"	24"	16"

8 yd 🪡 113 sq.ft 📦 35 kg.

PIU SOFA

DOUBLE

B&T



MSRP

COM/COL&A	B	C	D	E	F	Leather
\$5,505	\$5,925	\$6,490	\$7,050	\$7,615	\$8,175	\$7,460

DIMENSIONS

W	D	H	Seat depth	Seat height	Arm height
71"	33"	29"	24"	16"	21"

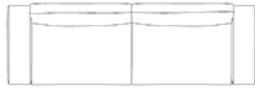
10 yd 🪡 145 sq.ft 📦 45 kg.

SOFA COLLECTION

PIU SOFA

TRIPLE

B&T



13 yd 📐 193 sq.ft 📦 55 kg.

MSRP

	COM/COL&A	B	C	D	E	F	Leather
87	\$6,225	\$6,645	\$7,210	\$7,770	\$8,335	\$8,895	\$8,180
98	\$6,440	\$6,900	\$7,515	\$8,125	\$8,740	\$9,355	\$8,570

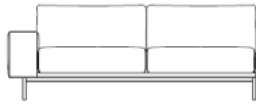
DIMENSIONS

	W	D	H	Seat depth	Seat height	Arm height
87	87"	33"	29"	24"	16"	21"
98	98	33"	29"	24"	16"	21"

PIU SOFA

MID (R/L)

B&T



7 yd 📐 101 sq.ft 📦 40 kg.
 # 9 yd 📐 137 sq.ft 📦 45 kg.
 # 10 yd 📐 145 sq.ft 📦 50 kg.
 # 14 yd 📐 201 sq.ft 📦 55 kg.

MSRP

	COM/COL&A	B	C	D	E	F	Leather
49	\$4,315	\$4,660	\$5,120	\$5,580	\$6,040	\$6,500	\$5,915
61	\$4,735	\$5,120	\$5,630	\$6,140	\$6,650	\$7,160	\$6,510
77	\$6,010	\$6,395	\$6,905	\$7,420	\$7,930	\$8,440	\$7,790
88.5	\$6,355	\$6,815	\$7,430	\$8,045	\$8,655	\$9,270	\$8,485

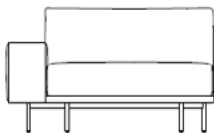
DIMENSIONS

	W	D	H	Seat depth	Seat height	Arm height
	49"	33"	29"	24"	16"	21
	61"	33"	29"	24"	16"	21
	77"	33"	29"	24"	16"	21
	88.5"	33"	29"	24"	16"	21

PIU SOFA

LOUNGE (L/R)

B&T



MSRP

	COM/COL&A	B	C	D	E	F	Leather
125	\$4,885	\$5,190	\$5,600	\$6,010	\$6,420	\$6,830	\$6,305

DIMENSIONS

	W	D	H	Seat height	Arm height
	49"	33"	29"	16"	21"

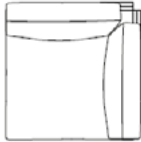
9 yd 📐 137 sq.ft 📦 55 kg.

SOFA COLLECTION

PIU SOFA

CORNER

B&T



7 yd # 105 sq.ft # 30 kg.



MSRP						
COM/COL&A	B	C	D	E	F	Leather
\$3,390	\$3,600	\$3,880	\$4,165	\$4,445	\$4,725	\$4,370

DIMENSIONS					
W	D	H	Seat depth	Seat height	Arm height
33"	33"	29"	24"	16"	21"

PIU SOFA

POUF

B&T



2 yd # 23 sq.ft # 13 kg.
 # 1 yd # 20 sq.ft # 18 kg.
 # 2 yd # 35 sq.ft # 25 kg.
 # 2 yd # 28 sq.ft # 17 kg.
 # 2 yd # 23 sq.ft # 23 kg.

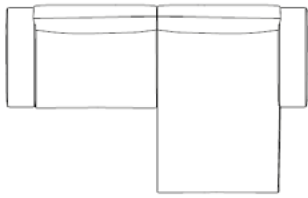
MSRP							
	COM/COL&A	B	C	D	E	F	Leather
32x20	\$1,970	\$2,050	\$2,155	\$2,265	\$2,370	\$2,480	\$2,340
32x32	\$2,075	\$2,155	\$2,265	\$2,370	\$2,480	\$2,590	\$2,450
39x39	\$2,150	\$2,235	\$2,345	\$2,455	\$2,570	\$2,680	\$2,540
51x20	\$2,235	\$2,330	\$2,465	\$2,595	\$2,730	\$2,865	\$2,695
67x20	\$2,215	\$2,345	\$2,515	\$2,690	\$2,865	\$3,040	\$2,820

DIMENSIONS					
W	D	H	Seat depth	Seat height	
32"	20"	16"	20"	16"	
32"	32"	16"	20"	16"	
39"	39"	16"	20"	16"	
51"	20"	16"	20"	16"	
67"	20"	16"	20"	16"	

PIU SOFA

PLAN 01

B&T



16 yd 239 sq.ft 60 kg.

PLAN 01

125R + 125LL

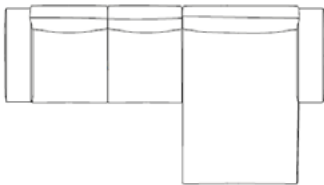
DIMENSIONS

W	D	H
98"	61"	29"

PIU SOFA

PLAN 02

B&T



19 yd 274 sq.ft 60 kg.

PLAN 02

155R + 125LL

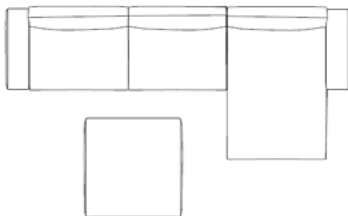
DIMENSIONS

W	D	H
110"	61"	29"

PIU SOFA

PLAN 03

B&T



26 yd 379 sq.ft 65 kg.

PLAN 03

225R + 125LL + P100X100

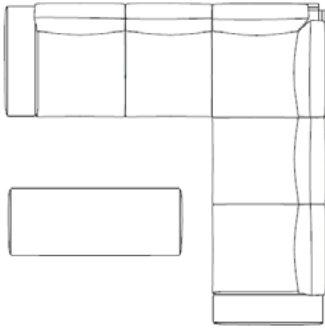
DIMENSIONS

W	D	H
138"	61"	29"

PIU SOFA

PLAN 04

B&T



PLAN 04

155R + 155L + 84,5C + P130X50

DIMENSIONS

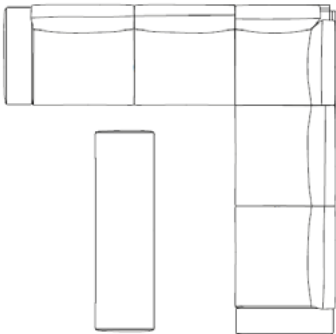
W	D	H
94"	94"	29"

18 yd 271 sq.ft 65 kg.

PIU SOFA

PLAN 05

B&T



PLAN 05

195R + 195L + 84,5C + P170X50

DIMENSIONS

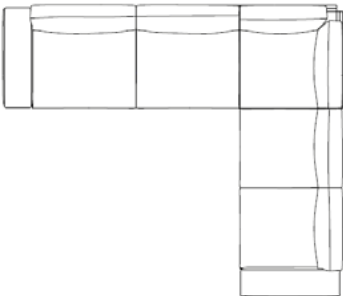
W	D	H
110"	110"	29"

29 yd 428 sq.ft 75 kg.

PIU SOFA

PLAN 06

B&T



PLAN 06

195R + 155L + 84,5C

DIMENSIONS

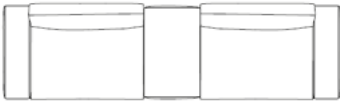
W	D	H
110"	94"	29"

26 yd 387 sq.ft 70 kg.

PIU SOFA

PLAN 07

B&T



15 yd 226 sq.ft 65 kg.

PLAN 07

125R + 125L + P82X50

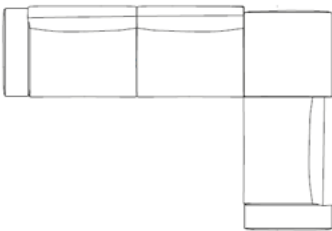
DIMENSIONS

W	D	H
118"	113.5"	29"

PIU SOFA

PLAN 08

B&T



22 yd 323 sq.ft 75 kg.

PLAN 08

225R + 125L + P82X82

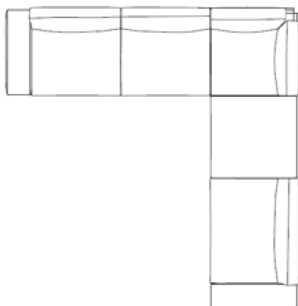
DIMENSIONS

W	D	H
122"	82"	29"

PIU SOFA

PLAN 09

B&T



27 yd 398 sq.ft 75 kg.

PLAN 09

195R + 125L + 84,5C + P82X82

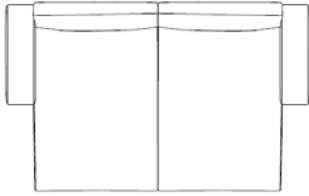
DIMENSIONS

W	D	H
110"	113.5"	29"

PIU SOFA

PLAN 10

B&T



19 yd # 274 sq.ft # 55 kg.

PLAN 10

125LR + 125LL

DIMENSIONS

W	D	H
98"	61"	29"

PIU SOFA

PLAN 11

B&T



20 yd # 290 sq.ft # 45 kg.

PLAN 11

195R + 195L

DIMENSIONS

W	D	H
153.5"	33"	29"

SOFA COLLECTION



PLAT OUTDOOR SOFA

B&T



	Frame	Cushion
Single	# 5 yd	# 6 yd
Triple	# 7.5 yd	# 10 yd
Pouf	# 3 yd	# 2 yd

MSRP

	COM/COL&A	B	C	D	E	F	Protective Cover
Single	\$5,895	\$6,120	\$6,420	\$6,720	\$7,020	\$7,320	\$405
Triple	\$12,340	\$12,750	\$13,295	\$13,840	\$14,385	\$14,925	\$530
Pouf	\$3,940	\$3,550	\$3,635	\$3,720	\$3,800	\$3,885	\$240

DIMENSIONS

	W	D	H	Seat depth	Seat height
Single	44"	34"	31"	16.5"	16.5"
Triple	89"	40"	31"	16.5"	16.5"
Pouf	33"	26"	16.5"	16.5"	16.5"

SOFA COLLECTION



SET OUTDOOR SOFA

B&T



	Frame	Cushion
Single	# 2.5 yd	# 2.5 yd
Double	# 4.5 yd	# 4.5 yd
Triple	# 7 yd	# 7 yd

MSRP							
	COM/COL&A	B	C	D	E	F	Protective Cover
Single	\$4,235	\$4,310	\$4,410	\$4,510	\$4,610	\$4,710	\$265
Double	\$7,825	\$8,020	\$8,280	\$8,540	\$8,800	\$9,065	\$320
Triple	\$10,625	\$10,870	\$11,200	\$11,525	\$11,855	\$12,180	\$655

DIMENSIONS					
	W	D	H	Seat depth	Seat height
Single	36"	37"	38"	16"	15"
Double	71"	37"	38"	20"	15"
Triple	94"	37"	38"	20"	15"

YUKI

B&T



MSRP							
	COM/COL&A	B	C	D	E	F	Leather
Single	\$4,545	\$4,755	\$5,035	\$5,315	\$5,595	\$5,880	\$5,520
Double	\$6,500	\$6,745	\$7,080	\$7,410	\$7,745	\$8,075	\$7,650
Triple	\$8,440	\$8,730	\$9,115	\$9,495	\$9,880	\$10,265	\$9,775

DIMENSIONS					
	W	D	H	Seat depth	Seat height
Single	36"	37"	38"	16"	15"
Double	71"	37"	38"	20"	15"
Triple	94"	37"	38"	20"	15"

ZEN SOFA

B&T



3.9 yd ✨ 65 sq.ft



10 yd ✨ 119 sq.ft

MSRP							
	COM/COL&A	B	C	D	E	F	Leather
SINGLE	\$4,460	\$4,605	\$4,795	\$4,980	\$5,175	\$5,360	\$5,275
TRIPLE	\$8,305	\$8,740	\$9,315	\$9,895	\$10,470	\$11,050	\$10,470

DIMENSIONS			
	W	D	H
SINGLE	33"	35"	29"
TRIPLE	100"	45"	29"

* Camira Vita and Mustang fabrics are not compatible .

DINING / CONFERENCE / MEETING TABLES

AIRFOIL DINING TABLE

m.a.d.




MSRP		
	WALNUT	1 SET LEG
79"x35.5"	\$1,400	\$270

DIMENSIONS		
L	W	H
70.9"	35.4"	29.5"

BANGI RECTANGULAR TABLE 140

BABEL D



MSRP		
	METAL	
	\$2,515	

DIMENSIONS		
L	W	H
55.1"	35.4"	27.8"

BANGI SQUARE TABLE 90

BABEL D



MSRP		
	METAL	
	\$2,155	

DIMENSIONS		
L	W	H
35.4"	35.4"	27.8"

DINING / CONFERENCE / MEETING TABLES

BEL AIR

NUANS



	MSRP			
	23.5 Dia/Sq	27.5 Dia/Sq	31.5 Dia/Sq	35.5 Dia/Sq
GLASS	\$765	\$840	\$930	\$1,030
LAMINATE	\$780	\$870	\$965	\$1,080
LACQUER	\$920	\$1,055	\$1,205	\$1,380
VENEER	\$1,335	\$1,620	\$1,950	\$2,320
COMPACT	\$1,130	\$1,340	\$1,580	\$1,858
CERAMIC	\$1,540	\$1,895	\$2,310	\$2,780
MARBLE	\$1,585	\$1,960	\$2,395	\$2,885

DIMENSIONS	
HEIGHT	30"

EEX DINING TABLE

Polypropylene or Wood top.
Nylon + Metal base.

TOOU



	MSRP	
	PP TOP	WOOD TOP
ROUND	\$600	\$675
SQUARE	\$625	\$675

DIMENSIONS		
L	W	H
27.5"	27.5"	30"

ELUSIVE

Powder coated metal base

B&T



	MSRP						
	31.5"x47.5"	31.5"x63"	35.5"x63"	35.5"x71"	39"x79"	39"x86"	39"x94.5"
LAMINATE	\$2,175	\$2,485	\$2,415	\$2,470	\$2,745	\$3,235	\$3,405
WOOD VENEER	\$2,825	\$3,230	\$3,135	\$3,210	\$3,570	\$4,200	\$4,200
STONE (NEOLITH)	\$4,410	\$5,130	\$5,490	\$6,270	\$6,735	\$6,815	\$7,100

DIMENSIONS		
L	W	H
27.5"	27.5"	30"

DINING / CONFERENCE / MEETING TABLES

ELUSIVE OUTDOOR TABLE

B&T



- 🌿 290 sq.ft 📦 25 kg.
- 🌿 505 sq.ft 📦 28 kg.
- 🌿 634 sq.ft 📦 30 kg.
- 🌿 753 sq.ft 📦 32 kg.

MSRP		
	STONE (NEOLITH)	IROKO
35 X 35	\$4,450	\$4,060
63 X 35	\$5,970	\$5,145
79 X 35	\$7,320	\$6,140
94 X 35	\$7,715	\$7,220

DIMENSIONS	
H	S"
29.5"	35 x 35
29.5"	63 x 35
29.5"	79 x 35
29.5"	94 x 35

FIL RECTANGULAR

B&T



MSRP					
	71"x35"	78.7"x39.4"	86.6"x39.4"	94.5"x39.4"	102"x39.4"
WOOD VENEER	\$5,350	\$6,515	\$7,130	\$9,215	\$9,955
GLASS	\$5,350	\$6,515	\$7,130	\$9,215	\$9,955
MARBLE	\$7,130	\$8,685	\$9,505	\$12,290	-

FIL ROUND

B&T



MSRP			
	Ø 47.2"	Ø 55"	Ø 63"
WOOD VENEER	\$4,800	\$7,185	\$8,075
GLASS	\$4,800	\$7,185	\$8,075
MARBLE	\$6,395	\$8,525	-

DINING / CONFERENCE / MEETING TABLES

FIRA OUTDOOR TABLE ROUND

B&T



25 kg.

MSRP	
COMPACT LAMINATE	
\$2,905	
DIMENSIONS	
H	S"
29.5"	Ø35"

GAO RECTANGULAR TABLE 140

BABEL D



MSRP		
STEEL TOP		
\$2,275		
DIMENSIONS		
L	W	H
55.1"	31.5"	29.1"

GAO RECTANGULAR TABLE 180

BABEL D



MSRP		
STEEL TOP		
\$2,465		
DIMENSIONS		
L	W	H
70.9"	31.5"	29.1"

DINING / CONFERENCE / MEETING TABLES

GAO

SQUARE TABLE 80

BABEL D



MSRP

STEEL TOP

\$2,065

DIMENSIONS

L	W	H
31,5"	31,5"	29.1"

GAO

SQUARE TABLE 60

BABEL D



MSRP

STEEL TOP

\$1,170

HPL WHITE TOP

\$1,915

HPL RUST | CONCRETE TOP

\$1,505

DIMENSIONS

L	W	H
23.5"	23.5	29.1"

GAO

ROUND TABLE 60

BABEL D



MSRP

METAL

STEEL TOP

\$1,170

HPL WHITE TOP

\$1,915

HPL RUST | CONCRETE TOP

\$1,505

DIMENSIONS

Dia	H
23.5"	29.1"

DINING / CONFERENCE / MEETING TABLES

GLOBE ROUND BASE

Metal base in powder coated colors.

B&T



MSRP								
	23.5" dia/sq	27.5" dia/sq	31.5" dia/sq	35.5" dia/sq	39.5" dia/sq	43.5" dia	47.5" dia	51.5" dia
LAMINATE	\$570	\$665	\$880	\$1,105	\$1,115	\$1,205	\$1,490	-
WOOD VENEER	\$740	\$865	\$1,145	\$1,440	\$1,450	\$1,565	\$1,935	\$1,655
STONE (NEOLITH)	\$1,850	\$2,140	\$2,845	\$3,390	-	-	-	-

DIMENSIONS	
H	29.5"

GLOBE SQUARE BASE

Metal base in powder coated colors.

B&T



MSRP				
	23.5"x23.5 dia/sq"	27.5"x27.5" dia/sq	31.5"x31.5" dia/sq	35.5"x35.5" dia/sq
LAMINATE	\$650	\$720	\$845	\$1,085
WOOD VENEER	\$845	\$940	\$1,100	\$1,410
STONE (NEOLITH)	\$1,810	\$2,095	\$2,800	\$3,145

DIMENSIONS	
H	29.5"

GLOBE ELLIPTIC BASE

B&T



MSRP		
	LAMINATE	WOOD VENEER
31.5"x55"	\$1,450	\$1,885
43.5"x71"	\$2,330	\$3,030

DIMENSIONS	
H	29.5"

* Electrostatic powder coating colors are the only option for the base.

** These sizes have double pedestal base

DINING / CONFERENCE / MEETING TABLES

GLOBE RECTANGULAR BASE

B&T



MSRP			
	LAMINATE	WOOD VENEER	STONE (NEOLITH)
31.5"x47"	\$2,310	\$3,080	\$4,040
31.5"x55	\$2,490	\$3,325	\$4,360
31.5"x63"	\$2,775	\$3,450	\$4,840

DIMENSIONS

H

29.5"

* Electrostatic powder coating colors are the only option for the base.

** These sizes have double pedestal base

GLOBE OUTDOOR TABLE ROUND

B&T



MSRP	
STONE (NEOLITH)	
\$3,830	

DIMENSIONS	
H	TOP
29.5"	Ø35.5"

🪵 290 sq.ft 📦 36 kg.

GLOBE OUTDOOR TABLE SQUARE

B&T



MSRP	
STONE (NEOLITH)	
27.5 X 27.5	\$2,420
35 X 35	\$3,610

DIMENSIONS	
H	TOP
29.5"	27.5 x 27.5"
29.5"	35.5 x 35.5"

🪵 290 sq.ft 📦 31 kg.

🪵 172 sq.ft 📦 36 kg.

JOS RECTANGULAR TABLE 160

BABEL D



MSRP	
STEEL TOP	
\$3,815	

DIMENSIONS		
L	W	H
63"	39.4"	29.1"

DINING / CONFERENCE / MEETING TABLES

JOS

SQUARE TABLE 100

BABEL D



MSRP

STEEL TOP	\$3,070
-----------	---------

DIMENSIONS

L	W	H
39.4"	39.4"	29.1"

JOS

ROUND TABLE 80

BABEL D



MSRP

STEEL TOP	\$2,710
HPL WHITE TOP	\$3,180
HPL RUST CONCRETE TOP	\$2,730

DIMENSIONS

D	H
31.5"	28.7"

JOS

SQUARE TABLE 80

BABEL D



MSRP

STEEL TOP	\$2,710
HPL WHITE TOP	\$3,180
HPL RUST CONCRETE TOP	\$2,730

DIMENSIONS

L	W	H
31.5"	31.5"	28.7"

DINING / CONFERENCE / MEETING TABLES

KANO ROUND TABLE

BABEL D



MSRP

STEEL TOP \$1,270

DIMENSIONS

D	H
27.6"	28.7"

KANO SQUARE TABLE

BABEL D



MSRP

STEEL TOP \$1,365

DIMENSIONS

L	W	H
31.5"	31.5"	28.7"

KISSI SQUARE TABLE 60

BABEL D



MSRP

STEEL TOP \$1,410

DIMENSIONS

L	W	H
23.5"	23.5"	29"

DINING / CONFERENCE / MEETING TABLES

KISSI

ROUND TABLE 70

BABEL D



MSRP

STEEL TOP **\$1,410**

DIMENSIONS

D	H
27.5	29"

MELIK

ROUND TABLE 100

* Sold while inventory lasts

BABEL D



MSRP

STEEL TOP **\$2,585**

DIMENSIONS

D	H
39.4"	29.1"

MELIK

SQUARE TABLE 70

* Sold while inventory lasts

BABEL D



MSRP

STEEL TOP **\$1,145**

DIMENSIONS

L	W	H
27.6"	27.6"	28.3"

MELIK

ROUND TABLE 70

* Sold while inventory lasts

BABEL D



MSRP

STEEL TOP **\$1,145**

DIMENSIONS

D	H
27.6"	28.3"

DINING / CONFERENCE / MEETING TABLES

MIA OAK LEGS Oak MDF Top. Solid Oak Frame **NUANS**



MSRP		
OAK		
\$1,390		
DIMENSIONS		
L	W	H
71"	35.5"	28.5"

*This table is sold from stock only. Not available for customized orders.

NORY TABLE **NUANS**



MSRP			
	23.5 Dia	27.5 Dia	31.5 Dia
METAL Outdoor/Indoor	\$785	\$785	\$785
LAMINATE	\$895	\$995	\$1,115
LACQUER	\$1,055	\$1,215	\$1,405
VENEER	\$1,180	\$1,385	\$1,620
COMPACT	\$1,315	\$1,505	\$1,725
CERAMIC			
DIMENSIONS			
HEIGHT	29"		

RADIUS ELLIPTICAL **B&T**



MSRP			
	86.6" x 39.4"	94.5" x 39.4"	106.3" x 39.4"
LAMINATE	\$4,470	\$4,855	\$5,430
WOOD VENEER	\$6,035	\$6,555	\$7,330
GLASS	-	-	-
MARBLE	\$8,045	\$10,350	\$9,775
STONE (NEOLITH)	\$6,700	\$7,280	\$8,145

DIMENSIONS	
H	29.5"

DINING / CONFERENCE / MEETING TABLES

RADIUS ROUND

B&T



MSRP		
	Ø 55"	Ø 63"
LAMINATE	-	-
WOOD VENEER	\$5,410	\$6,965
NEOLITH	\$6,010	-

DIMENSIONS	
W	
29.5"	

SERI ROUND

Metal base in powder coated . B&T



MSRP					
	39.5" dia	47" dia	55" dia	60" dia	65" dia
LAMINATE	\$2,360	\$3,280	-	-	-
WOOD VENEER	\$3,180	\$4,430	\$5,900	\$6,725	\$7,600
MARBLE	\$4,240	\$5,905	\$7,870	-	-
NEOLITH	\$3,535	\$4,920	\$6,555	-	-

DIMENSIONS	
H	
29"	

SERI ELLIPTIC

Metal base in powder coated . B&T



MSRP			
	39"x71"	43.5"x87"	47"x94"
LAMINATE	\$4,035	\$5,335	\$6,300
WOOD VENEER	\$5,450	\$7,205	\$8,510
MARBLE	\$7,265	\$9,605	\$11,345
NEOLITH	\$6,055	\$8,005	\$9,455

DIMENSIONS	
H	
29"	

DINING / CONFERENCE / MEETING TABLES

TORI RECTANGULAR

B&T



	MSRP		
	70.8"X35.4"	86.6"X39.4"	98.4"X39.4"
LAMINATE	\$3,335	\$4,520	\$5,020
WOOD VENEER	\$4,505	\$6,005	\$6,780
MARBLE	\$6,005	\$8,005	-
STONE (NEOLITH)	\$5,005	\$6,670	\$7,535

TORI ROUND

B&T



	MSRP			
	Ø 35.4"	Ø 47.2"	Ø 55"	Ø 63"
LAMINATE	\$1,785	\$2,990	\$3,990	\$5,135
WOOD VENEER	\$2,410	\$4,040	\$5,385	\$6,935
MARBLE	\$3,215	\$5,385	\$7,180	-
STONE (NEOLITH)	\$2,680	\$4,485	\$5,980	-

TORI OUTDOOR TABLE ELLIPTICAL

B&T



	MSRP	
	STONE (NEOLITH)	IROKO
70 X 35	\$8,010	\$7,285
87 X 35	\$8,955	\$7,980
98 X 35	\$9,355	\$8,400

DIMENSIONS	
H	S"
29.5"	70 x 35
29.5"	87 x 35
29.5"	98 x 35

TORI OUTDOOR TABLE ROUND

B&T



MSRP	
STONE (NEOLITH)	IROKO
\$4,085	\$3,715

DIMENSIONS	
H	TOP
29.5"	Ø35"

DINING / CONFERENCE / MEETING TABLES

VIVI OUTDOOR TABLE

ELLIPTICAL

B&T



MSRP

STONE (NEOLITH)	
35 X 70	\$5,175
35 X 87	\$6,040
35 X 98	\$6,645

DIMENSIONS

H	TOP
29.5"	35 x 70
29.5"	35 x 87
29.5"	35 x 98

WOODPLATE

RECTANGULAR & SQUARE TOP

B&T



MSRP

	31.5" x 47.5"	31.5" x 55"	35.5" x 71"	39.5" dia/sq.	47.5" dia/sq.
LAMINATE	\$1,650	\$2,435	\$3,415	\$2,200	\$3,060
VENEER	\$2,230	\$3,285	\$4,610	\$2,970	\$4,135

DIMENSIONS

H
29.5"

WOODPLATE

ROUND TOP

B&T



MSRP

	Ø 39.5"	Ø 47.5"
LAMINATE -30mm -	\$3,060	\$4,135
VENEER	\$3,060	\$4,135

DIMENSIONS

H
29.5"

BAR / BISTRO TABLES

BEL AIR BAR TABLE

Powder coated metal base.

NUANS



MSRP			
	23.5" dia/sq.	27.5" dia/sq	31.5" dia/sq
GLASS	\$820	\$900	\$990
LAMINATE	\$840	\$925	\$1,025
LACQUER	\$975	\$1,110	\$1,265
VENEER	\$1,390	\$1,675	\$2,005
COMPACT	\$1,185	\$1,400	\$1,640
CERAMIC	\$1,595	\$1,955	\$2,370
MARBLE	\$1,645	\$2,020	\$2,450

DIMENSIONS	
H	
41.3"	

GLOBE

Powder coated metal base.

B&T



MSRP				
	SQUARE BAR		ROUND BAR	
	23.5" X 23.5"	27.5" X 27.5"	23.5" dia	27.5" dia
LAMINATE	\$690	\$765	\$700	\$770
WOOD VENEER	\$900	\$995	\$910	\$1,000
STONE (NEOLITH)	\$2,355	\$2,820	\$2,355	\$2,820

DIMENSIONS	
H	
43.5"	

* Please specify the base shape, Square or Round.

LILY

NUANS



MSRP	
23.5"	\$870
27.5"	\$1,000

DIMENSIONS	
T	H
23.5"	39.3"
27.5"	39.3"

BAR / BISTRO TABLES

NORY TABLE

NUANS



	MSRP		
	23.5 Dia	27.5 Dia	31.5 Dia
METAL Outdoor/Indoor	\$920	\$920	\$920
LAMINATE	\$1,080	\$1,080	\$1,200
LACQUER	\$1,305	\$1,305	\$1,490
VENEER	\$1,470	\$1,470	\$1,705
COMPACT	\$1,415	\$1,860	\$1,860

DIMENSIONS	
HEIGHT	41.5"

SIDE / COFFEE / OCCASIONAL TABLES

AIRFOIL COFFEE TABLE

m.a.d.



MSRP		
WHITE/ BLACK LEGS		
OVAL WHITE	\$770	
REC. WALNUT	\$980	
DIMENSIONS		
W	D	H
47"	23.5"	14"

AIRFOIL SIDE TABLE

m.a.d.



MSRP	
WHITE/BLACK LEGS	
WHITE	\$395
WALNUT	\$500
F.MARBLE	\$405
DIMENSIONS	
TOP	H
20"dia	21"

ALFIE

Steel frame painted in polyester powder. HPL tabletop. Suitable for outdoor use.

laminal



🛒 21.4 lbs

🛒 22 lbs

MSRP			
LOW	HIGH		
\$590	\$605		
DIMENSIONS			
	W	D	H
LOW	19.3"	19.3"	19"
HIGH	19.3"	19.3"	23.6"

AVALON COFFEE TABLE

NUANS



MSRP		
	27.5" x 17.7" h	35.5" x 14" h
METAL	\$1,560	\$1,810
LAMINATE	\$2,360	\$3,075
LACQUER	\$2,830	\$3,815
veneer	\$3,165	\$4,345
COMPACT	\$2,710	\$3,630
CERAMIC	\$2,965	\$4,030
MARBLE	\$3,565	\$4,975

SIDE / COFFEE / OCCASIONAL TABLES

AVALON

NUANS




MSRP	
17.7" dia x 21.5"h	21.5" x 17.7"h
\$870	\$1,005

BANGI

SQUARE COFFEE TABLE 90

BABEL D



MSRP		
METAL		
\$1,920		
DIMENSIONS		
L	W	H
35.4"	35.4"	11.8"

DIAMOND

COFFEE TABLE

* Sold while inventory lasts

KUBIKOFF



MSRP	
31.5" dia	
BLACK BASE	\$ 255
DIMENSIONS	
TOP	H
31.5" dia	16.5"

DIAMOND

SIDE TABLE

* Sold while inventory lasts

KUBIKOFF



MSRP	
20" dia	
BLACK BASE	\$ 140
CHROME BASE	\$ 155
DIMENSIONS	
TOP	H
20" dia	20.5"

SIDE / COFFEE / OCCASIONAL TABLES

DRAGE

B&T



MSRP	
	METAL
19" dia top-20.5"h	\$940
27" dia top-16.5"h	\$1,110
34.5" dia top-12.5"h	\$1,285

DRAGE OUTDOOR LOW TABLE

B&T



- 🪑 376 sq.ft 🛒 14kg.
- 🪑 269 sq.ft 🛒 10kg.
- 🪑 215 sq.ft 🛒 8kg.

MSRP	
	ALUMINIUM
Ø35	\$2,290
Ø27	\$1,680
Ø19	\$1,195

DIMENSIONS	
H	S
12.5"	Ø35
16.5"	Ø27
20.5"	Ø19

EEX SIDE TABLE

Polypropylene or Wood top.
Nylon + Metal base.

TOOU



MSRP		
	PP TOP	WOOD TOP
ROUND	\$555	\$640
SQUARE	\$585	\$640

DIMENSIONS	
H	
21"	

ELUSIVE OUTDOOR LOW TABLE

B&T



MSRP		
	STONE (NEOLITH)	IROKO
35 X 35	\$4,010	\$3,595
47 X 24	\$3,895	\$3,655
55 X 24	\$4,260	\$3,415

DIMENSIONS	
H	
14"	

SIDE / COFFEE / OCCASIONAL TABLES

FIELDS SIDE TABLE

Teak Top
White or Black Aluminum **Backyard**



MSRP

\$ 585

DIMENSIONS

W	D	H
14.5"	29"	21.5"

FLY ROUND

Metal base in powder coated **B&T**



MSRP

	Ø 20"-22"h	Ø 24"-18"h	Ø 24"-24"h	Ø 35.5"-14.5"h	Ø 49"-14.5"h
LAMINATE	\$440	\$460	\$465	\$770	-
WOOD VENEER	\$595	\$620	\$630	\$1,035	\$1,875
MARBLE	\$1,735	\$1,965	\$1,995	\$3,255	\$6,735
STONE (NEOLITH)	\$1,040	\$1,265	\$1,290	\$2,175	-

FLY ELLIPSE

B&T



MSRP

	35.5"x20"	24"x47"	31.5"x63"	35.5"x71"
LAMINATE	\$635	\$855	\$2,030	\$1,680
WOOD VENEER	\$855	\$1,150	\$1,525	\$2,960
MARBLE	\$2,030	\$3,020	\$4,880	\$5,670
STONE (NEOLITH)	\$1,680	\$2,205	\$3,140	\$3,840

FLY SQUARE

B&T




MSRP

	18" - 21"h	22"-18"h	35.5"-14.5"h
LAMINATE	\$575	\$505	\$870
WOOD VENEER	\$775	\$685	\$1,180
MARBLE	\$1,090	\$1,440	\$2,695
STONE (NEOLITH)	\$1,005	\$1,235	\$2,265

SIDE / COFFEE / OCCASIONAL TABLES

FLY RECTANGULAR

B&T



	MSRP			
	35.5"x20"	23.5"x47"	31.5"x63"	35.5"x71"
LAMINATE	\$640	\$865	\$1,135	\$1,330
WOOD VENEER	\$865	\$1,170	\$1,535	\$1,795
MARBLE	\$2,120	\$2,785	\$5,380	\$6,835
STONE (NEOLITH)	\$1,680	\$2,205	\$3,140	\$3,860

FLY OUTDOOR LOW TABLE RECTANGULAR

B&T



- 🛋️ 365 sq.ft 📦 11 kg.
- 🛋️ 656 sq.ft 📦 13 kg.

	MSRP	
	STONE (NEOLITH)	
47 X 24	\$2,515	
63 X 31	\$3,585	

DIMENSIONS	
H	S
14.5"	47 X 24
14.5"	63 X 31

FLY OUTDOOR LOW TABLE ELLIPTICAL

B&T



- 🛋️ 376 sq.ft 📦 11 kg.
- 🛋️ 656 sq.ft 📦 13 kg.

	MSRP	
	STONE (NEOLITH)	
47 X 24	\$2,515	
63 X 31	\$3,585	

DIMENSIONS	
H	S
14.5"	47 X 24
14.5"	63 X 31

FLY OUTDOOR LOW TABLE SQUARE

B&T



- 🛋️ 409 sq.ft 📦 7 kg.
- 🛋️ 161 sq.ft 📦 8 kg.

	MSRP	
	STONE (NEOLITH)	
35 X 35	\$2,585	
22 X 22	\$1,435	

DIMENSIONS	
H	S
14.5"	35 X 35
18"	22 X 22

SIDE / COFFEE / OCCASIONAL TABLES

FLY OUTDOOR LOW TABLE ROUND **B&T**



☼ 182 sq.ft 📦 8 kg.
☼ 452 sq.ft 📦 11 kg.

MSRP

STONE (NEOLITH)	
Ø24	\$1,475
Ø35	\$2,485

DIMENSIONS

H	S
18"	Ø24
14.5"	Ø35

GLOBE ROUND TOP Metal base in powder coated. **B&T**



MSRP

	20" dia-18"h	20" dia-21.5"h	23.5" dia-18"h	23.5" dia-21.5"h
LAMINATE	\$490	\$495	\$540	\$545
WOOD VENEER	\$660	\$665	\$730	\$730
GLASS	\$660	\$665	\$730	\$730
MARBLE	\$1,265	\$1,265	\$1,675	\$1,675
STONE (NEOLITH)	\$1,215	\$1,215	\$1,510	\$1,520

GLOBE ELLIPSE TOP **B&T**



MSRP

	35.5"x23.5"	47"x31.5"	55"x35.5"
LAMINATE	\$835	\$1,235	\$1,135
WOOD VENEER	\$1,125	\$1,665	\$1,530
MARBLE	\$2,475	\$3,970	\$4,595
STONE (NEOLITH)	\$2,325	\$3,190	\$4,015
GLASS	-	-	-

DIMENSIONS

H	S
16"	Ø35

SIDE / COFFEE / OCCASIONAL TABLES

GLOBE OUTDOOR LOW TABLE ELLIPTICAL

B&T



MSRP	
STONE (NEOLITH)	
47 X 31	\$3,610
55 X 35	\$4,545
DIMENSIONS	
H	S"
16"	47 x 31
16"	55 x 35

GLOBE OUTDOOR LOW TABLE ROUND

B&T



MSRP	
STONE (NEOLITH)	
22"	\$1,560
18"	\$1,930
DIMENSIONS	
H	S"
22"	Ø24
18"	Ø24

KISSI COFFEE TABLE

BABEL D



MSRP	
STEEL TOP	\$1,380
HPL WHITE TOP	\$1,955
HPL RUST CONCRETE TOP	\$1,575
DIMENSIONS	
Dia	H
27.6"	11.8"

KANO ROUND COFFEE TABLE 70

BABEL D



MSRP	
METAL	
STEEL TOP	\$1,080
HPL WHITE TOP	\$1,525
HPL RUST CONCRETE TOP	\$1,100
DIMENSIONS	
D	H
27.6"	11.8"

SIDE / COFFEE / OCCASIONAL TABLES

LILY

NUANS



MSRP	
METAL	
LILY L	\$580
LILY M	\$490
LILY H	\$505

DIMENSIONS		
	D	H
LILY L	23.5"	15.7"
LILY M	17.7"	19.7"
LILY H	17.7"	23.6"

LOOM SMALL

Wood or Marble Top
Powder coated metal base.

B&T



MSRP			
	16.5"x16.5"x20"h	23.5"x23.5"x14"h	31.5"x31.5"x14"h
LAMINATE	\$520	\$560	\$720
WOOD VENEER	\$695	\$755	\$975
MARBLE	\$1,065	\$1,810	\$2,970

LOOM LARGE

B&T



MSRP		
	63"x17.5"x14"h	71"x17.5"x14"h
LAMINATE	\$855	\$945
WOOD VENEER	\$1,155	\$1,275
MARBLE	\$2,230	\$2,980

LUGO

Wood or Marble Top
Powder coated metal base.

NUANS




MSRP					
	LAMINATE	LACQUER	WOOD VENEER	COMPACT	MARBLE
16" dia x 19.5"h	\$685	\$860	\$795	\$815	\$1,125
23.5" dia x 18"h	\$1,060	\$1,390	\$1,630	\$1,310	\$1,915
35.5" dia x 16"h	\$1,750	\$2,435	\$2,920	\$2,265	\$3,505
35.5" sq x 16"h	\$1,775	\$2,460	\$2,945	\$2,290	\$3,530
47" sq x 16" h	\$2,610	\$3,760	\$4,580	\$3,475	\$4,885
23.5 x 47 x 16	\$1,725	\$2,340	\$2,785	\$2,190	\$3,315
31.5 x 63 x 16	\$2,485	\$3,530	\$4,275	\$3,270	\$5,165
Oval 39.5 x 16 x 16	\$1,345	\$1,720	\$1,990	\$1,625	\$2,310
Oval 71 x 19.5 x 12	\$2,115	\$2,890	\$3,445	\$2,700	\$4,110

SIDE / COFFEE / OCCASIONAL TABLES

MELIK ROUND COFFEE TABLE 80

BABEL D



MSRP	
	METAL
STEEL TOP	\$2,345

DIMENSIONS	
D	H
31.5"	11.8"

MODEST ROUND

Powder coated metal base with leg caps.

B&T



	MSRP			
	15"dia x 19.5"h	19.7"dia x 17.7"h	27.5"dia x 15.7"h	35.5"dia x 15.7"h
LAMINATE	\$425	\$595	\$975	\$1,485
WOOD VENEER	\$555	\$775	\$1,270	\$1,930
MARBLE	\$425	\$595	\$975	\$1,485
NEOLITH	\$955	\$1,335	\$1,930	\$2,675
GLASS	\$850	\$1,185	\$1,720	\$2,380

PLEASE SPECIFY THE LEGS CAPS COLOUR

MODEST REC. & SQUARE

B&T



	MSRP		
	17.7"x35.5"	23.5"x47"	35.5" - 35.5"
LAMINATE	\$805	\$1,485	\$1,345
WOOD VENEER	\$1,050	\$1,930	\$1,745
GLASS	\$805	\$1,485	\$1,345
MARBLE	\$1,815	\$3,345	\$3,020
NEOLITH	\$1,615	\$2,970	\$2,685

DIMENSIONS	
	H
	15.7"

PLEASE SPECIFY THE LEGS CAPS COLOUR

SIDE / COFFEE / OCCASIONAL TABLES

NOA LOW TABLE

Powder coated metal base. **B&T**



	MSRP			
	LAMINATE	ENEER	MARBLE	STONE (NEOLITH)
16"x16"-16"h	\$465	\$630	\$925	\$945
16"x16"-19"h	\$480	\$645	\$950	\$970
20"x13"-24"h	\$480	\$645	\$950	\$970
16"dia-16"h	\$465	\$630	\$925	\$945
16"dia-19"h	\$480	\$645	\$950	\$970

NOTCH

Walnut top
Copper legs **m.a.d.**



	MSRP		
	16"dia-16"h	16"dia-19.5"h	16"dia-23.5"h
WALNUT TOP	\$260	\$265	\$270

OUTO HOCKER

Polypropylene **TOOU**



MSRP		
PP		
\$130		
DIMENSIONS		
L	W	H
17"	16"	16"

*Stackable

PA.HE.KO PA

Polypropylene, UV resistant.
Fully assembled. **TOOU**



MSRP		
PP		
\$145		
DIMENSIONS		
L	W	H
12"	12"	17.5"

SIDE / COFFEE / OCCASIONAL TABLES

PA.HE.KO HE

TOOU



MSRP		
PP		
\$145		
DIMENSIONS		
L	W	H
12"	12"	17.5"

PA.HE.KO KO

TOOU



MSRP		
PP		
\$145		
DIMENSIONS		
L	W	H
12"	12"	17.5"

SANS

Base and tabletop both in solid steelpainted in polyester powder. Suitable for outdoor use.

laminimal



MSRP			
	SMALL	LARGE	
	\$380	\$580	
DIMENSIONS			
	L	W	H
SMALL	17.7"	17.7"	20"
LARGE	27.5"	27.5"	14.2"

📦 15.9 lbs

📦 32 lbs

SINI WOOD BASE

B&T



MSRP			
	19"dia-21"h	27"dia-17"h	34.5"-13"h
POWDER COATED FINISH	\$1,305	\$1,630	\$2,000

SIDE / COFFEE / OCCASIONAL TABLES

SINI OUTDOOR LOW TABLE ROUND

B&T



- 53 sq.ft 8 kg.
- 86 sq.ft 10 kg.
- 139 sq.ft 14 kg.

MSRP	
ALUMINIUM	
19"	\$1,290
27"	\$1,610
35"	\$1,970

DIMENSIONS	
H	S
21"	19"
17"	27"
13"	35"

STILL C SHAPE TRAY TABLE

NUANS



MSRP	
15.7" dia x 19"h	
LAMINATE	\$780
LACQUER	\$940
VENEER	\$1,055
COMPACT	\$900
CERAMIC	\$990
MARBLE	\$1,190

STILL SIDE TABLE SQUARE

NUANS



MSRP		
	15.7" dia x 15.7" h	15.7" dia x 19" h
LAMINATE	\$835	\$845
LACQUER	\$1,010	\$1,020
VENEER	\$1,140	\$1,150
COMPACT	\$965	\$975
CERAMIC	\$1,065	\$1,075
MARBLE	\$1,290	\$1,300

SIDE / COFFEE / OCCASIONAL TABLES

STILL SIDE TABLE ROUND SQUARE

NUANS



	MSRP	
	15.7" dia x 15.7"h	15.7" dia x 19"h
LAMINATE	\$835	\$845
LACQUER	\$1,010	\$1,020
VENEER	\$1,140	\$1,150
COMPACT	\$965	\$975
CERAMIC	\$1,065	\$1,075
MARBLE	\$1,290	\$1,300

THEO ROUND

Wood top.
Metal base. **B&T**



	MSRP		
	17.5" dia x 21.5"h	23.5" dia x 17.5"h	39.5" dia x 14"h
LAMINATE	\$595	\$775	\$1,795
WOOD VENEER	\$805	\$1,040	\$2,425
MARBLE	-	-	-
NEOLITH	\$1,250	\$1,620	\$3,770
UPPER TOP MARBLE LOWER TOP GLASS	\$1,330	\$1,795	\$4,315
UPPER TOP VENEER LOWER TOP GLASS	\$835	\$1,105	\$2,030
UPPER TOP NATURAL STONE LOWER TOP GLASS	\$1,345	\$1,925	\$3,290

THEO OVAL

B&T



	MSRP	
	47" x 19.5" x 14"h	63" x 19.5" x 14"h
LAMINATE	\$1,030	\$1,490
WOOD VENEER	\$1,390	\$2,015
MARBLE	-	-
NEOLITH	\$2,160	\$3,135
UPPER TOP MARBLE LOWER TOP GLASS	\$2,680	\$3,545
UPPER TOP VENEER LOWER TOP GLASS	\$1,660	\$1,970
UPPER TOP NATURAL STONE LOWER TOP GLASS	\$1,630	\$2,035

SIDE / COFFEE / OCCASIONAL TABLES

THICK TOP

Polypropylene with natural waste.
In and Outdoor use. UV resistant.

TOOU



MSRP		
	LOW	HIGH
PP	\$240	\$280

DIMENSIONS		
	TOP	H
LOW	19" dia top	14"
HIGH	19" dia top	19.5"

TOMO

Polypropylene with natural waste.
In and Outdoor use. UV resistant.

TOOU



MSRP		
PP		
\$165		

DIMENSIONS		
W	D	H
11"	16"	18"

Stackable

URBAN

Coco powder coated metal.

m.a.d.



MSRP	
24"X24" -16"H	
METAL	\$365

WOODPLATE PLYWOOD BASE

B&T



MSRP				
	35.5 sq/dia-15.7h	47 sq/dia-15.7h	23.5" x 47 -15.7h	27.5" x 55-15.7h
LAMINATE	\$1,240	\$1,670	\$1,355	\$1,830
VENEER	\$1,625	\$2,110	\$1,550	\$2,095

SIDE / COFFEE / OCCASIONAL TABLES

WOODPLATE ROUND WOODY BASE

B&T



	MSRP			
	15" dia-22"h	20" dia-18"h	35.5" dia-16"h	47" dia-16"h
LAMINATE	\$805	\$790	\$1,250	\$1,425
VENEER	\$1,085	\$1,065	\$1,685	\$1,925

WOODPLATE SQUARE & RECTANGULAR - WOODY BASE

B&T



	MSRP				
	47"x24"-16"	55"x27.5"-16"	35.5"x35.5"-16"	47"x47"-16"	20"x20"-16"
LAMINATE	\$1,135	\$1,330	\$1,175	\$955	\$1,610
VENEER	\$1,535	\$1,795	\$1,585	\$1,290	\$2,180