



NUANS

nuansdesign.com

MSRP PRICE LIST

Content

General Information

Terms and Conditions

Guest / Dining / Side Chairs

Chair Pads

Barstool and Counter Stools

Office / Task Chairs

Lounge Chairs

Ottomans and Footstools

Co-Seating / Co-Working

Benches

Sofas

Dining / Conference / Meeting Tables

Bar / Bistro Tables

Side / Coffee / Occasional Tables

Shelves

Storage Units

Links for Material and Fabric Swatches

General Information

Placing Orders

To submit orders or for product inquiries please e-mail: sales@nuansdesign.com

The following information is required when placing an order: Product Name/Description, Quantity, Fabric, End User Information, a Purchase Order Number, and an authorized signature as well as any product specific options (as outlined in the Price List).

Pricing

Prices shown are U.S. Domestic prices and apply to orders shipped within the United States. Prices do not include shipping and are subject to change. All pricing errors are subject to correction.

Terms

Prepayment is required for everyone. No exceptions.

Order Acknowledgement

Nuans office emails acknowledgement of each order within 24 business hours. If you do not receive acknowledgement in 48 hrs, please contact sales@nuansdesign.com or call the office at 201-345-5550.

Order acknowledgements will be made for each order and will indicate stock status or final production specifications. Buyers should check acknowledgements to be sure that all order details are correct. Orders will not be acknowledged or entered for production until all specification information is complete {see checklist for ordering}. Accepted orders are subject to the terms and conditions set forth herein, and on our acknowledgement, notwithstanding any variance in terms and conditions set forth on buyer's order form.

Customer's Own Material (COM)

Nuans Design will gladly accept orders using the customer's own material (COM). We strive to produce the same high quality workmanship whether you select our graded-in materials or use COM. Please be advised that if materials are purchased elsewhere, the customer is fully responsible for the condition of those goods. All COM fabric must be 54-55" wide. We recommend that customers carefully inspect all fabric, trim, and other materials prior to delivering those goods to NUANS. Please confirm with us, prior to purchase, the amount of yardage required based upon the requested product.

Yardage requirement information is listed in product pages for most of the products. We will need to know the fabric repeat (both vertical and horizontal) and the fabric width. In addition, to protect both of us from unforeseen circumstances, we may request additional yardage as insurance, as receiving more materials after the project has begun production is often not possible. We request that all fabric be delivered to us properly rolled on fabric tubes. We do not recommend folding decorator fabric in any way. Improper methods of fabric storage may result in permanent creases in customer goods. Folded or improperly rolled fabric may require extensive pressing and we will not guarantee the removal of creases or wrinkles. We will do our absolute best to work around flaws and imperfections. We reserve the right to refuse goods that are heavily flawed. Upon receipt of all COM goods, we assume you have carefully inspected them.

Please be advised that we are not in any way responsible for problems such as: Yardage shortage - Dye lot variation - Poor drape ability - Flaws and imperfections including tears, pulls or holes - Dirt spots, stains, or fading - Pattern drift or misalignment - Creases or wrinkles due to improper storage - Any undesirable outcome due to fabric imperfection. Nuans does not guarantee the performance of any fabric, material, or article purchased by the client for use in said work agreement.

COM Shipping Fees to Overseas Manufacturing Facilities

1 - 10 yards: \$250
Each additional 10 yards (up to 100 yards): \$75
Contact us for over 100 yards.

COM Shipping Instruction

We have several manufacturing facilities in countries around the world. Each country has its own customs rules and regulations. In order to ensure timely and smooth delivery of our customers' materials to the factories, we strongly recommend that customers ship their materials to our New Jersey warehouse. We will immediately forward those materials to the factories. Shipping expenses will be added to customers' invoices. However, thanks to our large volume of shipments to the factories, we will be able to ship customers' materials at a much lower cost. In most cases we cover customs duties, tariffs and similar expenses. We don't reflect those expenses to our customers.

Customizations & Private Label Manufacturing

Nuans is equipped to accept customizations. Even manufacturing your own designs is accepted with minimum order quantity requirements. Customized requests, special wood stain finishes, and special metal powder coatings are possible for many items upon request. Please consult our office with specs and details. Once we determine the applicability of your special requirements, a price quotation will be provided.

Lead Times

TOOU and Kollektiff collections are generally sold from inventory. Almost all items offered from these collections are in stock in the USA and can be shipped immediately. For backordered items, orders larger than what we have in stock, or items which are not in our stock program; please contact our office. Kollektiff customized order lead time is 10-12 weeks from the date order has been processed.

B&T is mostly made to order. B&T lead-time is 10-12 weeks from the date the order has been processed.

Prostoria is also made to order. Prostoria's standard lead time is 10-12 weeks from the date the order has been processed. Quicker lead times are available via airfreight with 20% markup.

True Design is also made to order. True Design's standard lead time is 14-16 weeks from the date the order has been processed.

Order Changes

Requests for changes to orders must be submitted in writing and are subject to approval and applicable cost.

Parts

Orders for parts must be submitted with a courier account number. Orders received without this information will ship COD.

Shipping

Nuans offers optional shipping and handling. Shipping and delivery is via common carrier. Shipping and handling charges are pre-calculated and prepaid by Nuans, then included in the original invoice at the time of shipment. This optional guaranteed shipping and handling enables the purchaser to pre-determine shipping and handling charges when ordering and provides the purchaser with a single invoice for both Nuans products and shipping and handling charges.

General shipping and handling charges are for curbside delivery only and do not include inside delivery, unpacking, removal of cartons, or installation. A request for call prior to delivery is an additional \$25. Additional charges will be determined on a per shipment basis. Should Nuans incur additional charges after billing due to delivery issues such as non-dock, re-delivery, or other issues, the customer may be liable for those additional charges. Please indicate special delivery instructions or issues with your order.

Contact Nuans for product, freight and creating information for shipments outside the Continental US. Orders are shipped FOB Avenel, New Jersey. Freight is prepaid by Nuans and allowed to one destination. Title of goods or changes when merchandise leaves Nuans' dock, and any subsequent freight damage and all freight claims are the responsibility of the purchaser or consignee to report to the carrier promptly upon receipt and to settle any issues or claims directly with the carrier.

Storage

If the customer will not accept delivery in accordance with Nuans' order confirmation when goods are ready to ship, Nuans reserves the right to transfer goods to storage at customer's risk and expense and deem such transfer as delivery for all purposes including invoicing and payment.

Additional Notes on Pricing

The net price will be increased by 5% if two different fabrics are used for upholstery on the same product.

The power unit or cable hole can be added to any B&T tabletop. The tabletop cutout price is net \$100.

Prostoria's minimum order amount for airfreight orders is \$1,500. 10% domestic shipping charge for Prostoria orders \$1500+

Nuans' liability hereunder shall not exceed the amount paid for the original piece of furniture. Nuans will replace or repair the piece of furniture at Nuans' availability. Warranty coverage is provided in the United States of America only.

Our obligation during this warranty period is limited to repair or replacement at our option. We offer no warranty on chair upholstery materials, operating components, other than those expressed by the manufacturer of those components.

This warranty becomes null and void on any goods repaired or altered by any person not so authorized by Nuans or its manufacturers or any merchandise which has been subject to misuse, improper storage, including placing chairs sitting down on tables, negligence, or accident.

We make no other warranties either expressed or implied as to any matter whatsoever, including without limitation, the condition of the merchandise, its merchantability, or its fitness for any user or purpose.

Warranty Support

For damage and parts support email: sales@nuansdesign.com All claims will be processed by the Customer Service Department. All returns must be authorized in writing. Merchandise authorized for return and subsequent repair or replacement merchandise shall be removed from service, all shipping and installation charges shall be at the expense of the customer. Since furniture is installed and used under a variety of conditions, users are required to make inspections every six months to look for damage or signs of structural fatigue incurred in daily handling, use, or abuse. Inspections must include but are not limited to, the tightening of bolts and fasteners, and the lubrication of mechanisms. Failure to properly maintain Nuans products will void this warranty.

Return Policy

Please inspect your purchase immediately upon delivery. If there is a problem with your order, contact our Customer Service team at {201} 345-5550 within three {3}{7} days of receipt. You may also contact us at sales@nuansdesign.com If you receive a damaged, defective or incorrect item, we will work with you to make things right.

If you wish to return an item, your refund will be reduced by a restocking charge equal to 30% of the purchase price and you will be responsible for outbound and return shipping and delivery charges. Returns must be received in original condition within 30 days.

Credit card orders will receive refunds in the form of a credit back to the original account. Check and cash payments will be returned via a refund check.

Please be aware that furniture is susceptible to damage during transit. We take great care to pack shipments so that they will arrive safely, so be sure to retain the original packing materials, original receipt, and all merchandise tags for any item that you wish to return to us. You may have to provide supplementary packing materials if the outer carton has been worn during the original trip out to you. Standard Shipping and White Glove Delivery Service charges are not refundable. We do not accept any returns or exchanges on custom or special order furniture.

Cancellation Policy

In-stock items normally ship within 24-48 hours after an order has been placed. If you order by credit card, your card will be charged as each item is shipped. We will accept cancellation of your order for items that have not shipped or that are on backorder. Once an item has shipped, cancellation is not possible. Custom and special-order items cannot be canceled. Orders may not be terminated without Nuans' consent. Cancellation will not be accepted after fabric has been cut or after materials have been placed on order.

Terms & Conditions

Dimensions

Dimensions noted are approximate and may deviate slightly.

Care and Maintenance

To maintain the appearance of fabric upholstery, regular vacuuming is required. For the treatment of stains, consulting a professional cleaning service is suggested.

For optimal leather upholstery maintenance, dust regularly and wipe clean with a cloth dampened with mild liquid soap and water. For the treatment of stains, consulting a professional cleaning service is suggested.

Claims

All claims should be emailed to sales@nuansdesign.com. Nuans take the utmost care in packaging and shipping. Nuans is not responsible for damage suffered in transit or during storage. The customer must examine merchandise upon receipt and note any obvious damage on the carrier's delivery receipt. Nuans liability ends when the carrier issues a clear receipt to Nuans, which is an acknowledgment by the transportation company that the shipment has been received by them in good condition. Do not give the carrier a clear receipt for cartons appearing to be damaged. If the customer finds the contents are damaged upon opening, unpacking should be stopped immediately and an inspector of the transportation company called to examine the shipment and indicate on the delivery receipt the exact condition of the contents. Any concealed damage must be reported to Nuans in writing, within 24 hours of receipt. All packaging materials are required to be kept for inspection. Failure to make such claims shall constitute full acceptance of the merchandise.

Warranty

Nuans Design { Nuans } warrants all lines of merchandise represented and distributed by Nuans is manufactured in accordance with high industrial and design standards and is warranted to be free from defects of material and workmanship for a period of {3} three years. Warranty coverage begins on the date the unit is originally sold by Nuans.

This warranty covers goods under normal use and is in service under conditions for which the merchandise is designed.

Warranty Limitations

Nuans limited warranty does not cover defects, damages, or failures caused by the common carrier, user, or other persons, pets, or rodents, or resulting from, without limitation, any of the following: careless handling; modifications of any type, for any reason; incorrect use or any use in a manner inconsistent with the design of the furniture {i.e. standing on a chair, which should only be used for seating}; lack of routine proper maintenance; use of abrasive or improper cleaners; or acts of nature, such as lightning, floods, earthquakes, etc. In addition, Nuans will not be responsible for incidental or consequential damages or losses from any cause including its own negligence, including without limitation loss of time, inconvenience, or commercial loss. This limited warranty does not include labor, transportation, or other costs incurred in the shipment of the original unit, or loss of use damage, including loss of sales, profit, or business advantage of any kind under any circumstances. Furniture is excluded from warranty coverage if any addition, deletion, or modification of any kind whatsoever has been made to the unit.

GUEST / DINING / SIDE CHAIRS and ARMCHAIRS

ACER

KOLLEKTIFF



CHAIR # 1.5 yd 20 sq.ft
SEAT PAD # 0.6 yd 9 sq.ft

MSRP		
ALL METAL	Indoor/Outdoor	\$495
SEAT PAD COM		\$140
SEAT PAD		\$170
UPHOSTERED/INDOOR ONLY		\$860

DIMENSIONS				
W	D	H	SH	Arm H
25.5"	21.6"	30.7"	18.15"	29"

ALAMOSA

KOLLEKTIFF



0.7 yd 11 sq.ft

MSRP	
BLACK/WALNUT/NATURAL ASH	\$550
UPHOSTERED SEAT	\$575

DIMENSIONS			
W	D	H	SH
17.95"	18.90	30.71"	18.11"

ALAMOSA ARMCHAIR

KOLLEKTIFF



0.7 yd 11 sq.ft

MSRP	
BLACK/WALNUT/NATURAL ASH	\$695
UPHOSTERED SEAT	\$660

DIMENSIONS			
W	D	H	SH
22.05"	18.90"	30.71"	18.11

ALEK

Solid wood structure. Upholstered seat. Fully assembled.

B&T



0.7 yd 11 sq.ft

MSRP				
	COM/	B	C	Leather
ASHWOOD	\$1,325	\$1,420	\$1,520	\$1,735

DIMENSIONS				
W	D	H	SH	Arm H
24"	22"	29.5"	18.5"	26.5"

GUEST / DINING / SIDE CHAIRS and ARMCHAIRS

BANGI

BABEL D



MSRP		
METAL		
\$845		
DIMENSIONS		
W	D	H
20.5"	22.8"	30.7"

BELLEVUE

KOLLEKTIFF



MSRP			
\$335			
DIMENSIONS			
W	D	H	SH
17.7"	17.7"	31.5"	18"

BELLEVUE ARM CHAIR

KOLLEKTIFF



MSRP			
\$345			
DIMENSIONS			
W	D	H	SH
17.7"	17.7"	31.5"	18"

CADREA

Polypropylene - UV Resistant Monobloc. **TOOU**



#0,25 yd 6 sq.ft

MSRP		
CHAIR PP	SEAT PAD	COM
\$190	\$65	\$190
DIMENSIONS		
W	D	H
18.5"	18.5"	31"

GUEST / DINING / SIDE CHAIRS and ARMCHAIRS

CAMAROSA

KOLLEKTIFF



2.5yd 36 sq.ft

MSRP			
STANDARD UPHOLSTERY			
\$735			
DIMENSIONS			
W	D	H	SH
23.5"	21.7"	30.1"	18"

CONTI

Powder coated metal structure. Fully assembled.

KOLLEKTIFF



MSRP			
METAL			
\$210			
DIMENSIONS			
W	D	H	SH
17"	21"	34"	18"

DAISY SLED BASE

Injection molded contract grade foam. Various base options. Fully assembled.

B&T



1,5 yd 23 sq.ft

MSRP					
COM/	B	C	Leather		
\$910	\$1,060	\$1,240	\$1,570		
DIMENSIONS					
W	D	H	SH	ArmH	SD
23.5"	21"	32"	18"	24.5"	15.7"

Base finish options: Powder coated in available RAL colors or polished chrome.

DAISY PLYWOOD BASE

B&T



1,5 yd 23 sq.ft

MSRP					
COM/COL&A	B	C	Leather		
Ashwood \$1,030	\$1,180	\$1,355	\$1,685		
DIMENSIONS					
W	D	H	SH	ArmH	SD
23"	21"	32"	16"	24"	15.7"

Wood base can be stained in natural ash, walnut or black colors.

GUEST / DINING / SIDE CHAIRS and ARMCHAIRS

DAISY 4 PRONGS SWIVEL BASE

B&T



1,5 yd 23 sq.ft

MSRP			
COM/COL&A	B	C	Leather
\$995	\$1,144	\$1,325	\$1,655

DIMENSIONS					
W	D	H	SH	ArmH	SD
23.5"	21"	32"	16"	24"	15.7"

Base can be polished chrome or powder painted as per RAL colors.

DANTE

Solid wood frame with metal seat support. Plywood seat and backrest. Stackable x 3

B&T



0,8yd 14 sq.ft Upholstered Seat

1,2yd 20 sq.ft Upholstered Seat & Backrest*

MSRP				
	COM/COL&A	B	C	Leather
AshWood All Wood	\$775	\$	-	-
AshWood S-UP	\$785	\$835	\$900	\$1,000
AshWood UP	\$870	\$920	\$985	\$1,085

DIMENSIONS			
W	D	H	SH
19.5"	19"	32.5"	18"

* NewKing, Canyon, Vita, Brussel, and Leather is not available for the backrest upholstery.

DIAMOND DIMPLE / DIMPLE PERFORATED

Shell: Polypropilene 85% / fiber glass 15%, UV resistant, matte texture.
Base: chrome, gold or black metal legs. Simple assembly required.

KUBIKOFF



MSRP
PP
\$250

DIMENSIONS				
W	D	H	SH	ArmH
20.5"	23"	32"	18"	24"

*seat pads available

DIAMOND v9

KUBIKOFF



MSRP
PP
\$255

DIMENSIONS			
W	D	H	SH
20.5"	23"	32"	18"

*seat pads available

GUEST / DINING / SIDE CHAIRS and ARMCHAIRS

DION SIDE CHAIR

Solid wood structure. Upholstered seat. The backrest' back upholstery is optional. Fully assembled.

B&T



1 yd 14 sq.ft

MSRP				
	COM/	B	C	Leather
Ashwood	\$1,100	\$1,180	\$1,270	\$1,385

DIMENSIONS				
	W	D	H	SH
	18.5"	21.5"	30,5"	18.5"

* The backrest' back upholstery is optional. Please select.

DION ARMCHAIR

B&T



1 yd 14 sq.ft

MSRP				
	COM/	B	C	Leather
Ashwood	\$1,105	\$1,290	\$1,380	\$1,500

DIMENSIONS				
	W	D	H	SH
	18.5"	21.5"	30,5"	18.5"

* The backrest' back upholstery is optional. Please select.

DOT VENEERED WOOD SEAT

Plywood seat and back. Upholstered backpad. Seat upholstery is optional. Metal base. Fully assembled.

B&T



0,4 yd 6.5 sq.ft

MSRP				
	COM/	B	C	Leather
Ashwood w / out ARM	\$665	\$705	\$755	\$830
Ashwood w / ARM	\$690	\$735	\$780	\$860

DIMENSIONS						
	W	D	H	SH	AH	SD
	19.5"	20"	33,5"	16.5"	~ / 25.5"	14.5"

* Stackable x 4.

DOT UPHOLSTERED SEAT

B&T



0,7 yd 10 sq.ft

MSRP				
	COM/	B	C	Leather
Ashwood w / out ARM	\$730	\$780	\$850	\$985
Ashwood w / ARM	\$770	\$830	\$895	\$1,025

DIMENSIONS						
	W	D	H	SH	AH	SD
	19.5"	20"	33,5"	16.5"	~ / 25.5"	15.7"

* Stackable x 4.

GUEST / DINING / SIDE CHAIRS and ARMCHAIRS

DUPONT

Powder coated metal frame

B&T



1.1 yd 18 sq.ft

MSRP

Ashwood | \$705

DIMENSIONS

W	D	H	SH	SD
20"	21.5"	33"	18.5"	14"

*Stackable x 4.

DUPONT UPHOLSTERED SEAT

Plywood seat - Powder coated metal frame

B&T



1.1 yd 18 sq.ft

MSRP

COM/COL&A	B	C	Leather
\$660	\$740	\$840	\$995

DIMENSIONS

W	D	H	SH	SD
20"	21.5"	33"	18.5"	14"

EVO

KOLLEKTIFF



MSRP

SIDE CHAIR | ARMCHAIR
\$165 | \$175

DIMENSIONS

	W	D	H	SH
SIDE CHAIR	19.6"	21.2"	30.7"	18.5"
ARMCHAIR	22.4"	21.2"	30.7"	18.5"

FLA

TOOU



1.5 yd 23 sq.ft

MSRP

PP | PAD
\$210 | \$80

(TOOU Fabrics)

DIMENSIONS

W	D	H	SH
20.8"	22.4"	30.3"	18.5"

GUEST / DINING / SIDE CHAIRS and ARMCHAIRS

GAO CHAIR **BABEL D**



MSRP		
Metal		
\$820		
DIMENSIONS		
W	D	H
17.7"	19.7"	31.5"

GAO CUSHION **BABEL D**



MSRP	
CHAIR CUSHION	
\$180	

GLERA SWIVEL **KOLLEKTIFF**



MSRP				
	ERA		VALENCIA	
SIDE CHAIR	\$1,740		\$1,975	
ARMCHAIR	\$1,815		\$2,080	
DIMENSIONS				
	W	D	H	SH
SIDE CHAIR	23.2"	22.6"	29.1"	16.9"
ARMCHAIR	22.8"	22.6"	31.4"	16.9"

GLERA SLED **KOLLEKTIFF**



MSRP				
	ERA		VALENCIA	
SIDE CHAIR	\$1,310		\$1,550	
ARMCHAIR	\$1,390		\$1,655	
DIMENSIONS				
	W	D	H	SH
SIDE CHAIR	23.2"	22.4"	30"	17"
ARMCHAIR	22.8"	22.6"	32.2"	17"

GUEST / DINING / SIDE CHAIRS and ARMCHAIRS

GLERA CHAIR

KOLLEKTIFF



MSRP				
	ERA		VALENCIA	
SIDE CHAIR	\$1,235		\$1,475	
ARMCHAIR	\$1,315		\$1,580	

DIMENSIONS				
	W	D	H	SH
SIDE CHAIR	23.2"	22.4"	29.9"	16.9"
ARMCHAIR	23.2"	22.4"	32.2	16.9"

GRACE WOOD - UPHOLSTERED BACK

B&T



2 yd ☆ 28 sq.ft

MSRP			
COM/COL&A	B	C	Leather
\$1,370	\$1,535	\$1,735	\$2,035

DIMENSIONS					
W	D	H	SH	Arm H	SD
23.6"	23"	33"	19.3"	25.2"	17.8"

GRACE WOOD - PLYWOOD BACK

B&T



2 yd ☆ 28 sq.ft

MSRP			
COM/COL&A	B	C	Leather
\$1,550	\$1,685	\$1,850	\$2,115

DIMENSIONS					
W	D	H	SH	Arm H	SD
23.6"	23"	33"	19.3"	25.2"	17.8"

GRACE PREMIUM S - UPHOLSTERED BACK

B&T



2 yd ☆ 28 sq.ft

MSRP			
COM/COL&A	B	C	Leather
\$1,600	\$1,750	\$1,945	\$2,250

DIMENSIONS					
W	D	H	SH	Arm H	SD
23.6"	23"	33"	19.3"	25.2"	17.8"

GUEST / DINING / SIDE CHAIRS and ARMCHAIRS

GRACE PREMIUM S - PLYWOOD BACK **B&T**



2 yd 28 sq.ft

MSRP			
COM/COL&A	B	C	Leather
\$1,845	\$1,970	\$2,130	\$2,390

DIMENSIONS					
W	D	H	SH	Arm H	SD
23.6"	23"	33"	19.3"	25.2"	17.8"

HOLI SIDE CHAIR I SOLID/PERFORATED **TOOU**

Seat: Polypropylene, UV resistant. Galvanized metal base. Stackable x 6. Simple assembly required. Indoor/Outdoor.



MSRP			
PP			
\$195			

DIMENSIONS			
W	D	H	SH
19"	20"	31"	18.5"

* Stackable x 6.

HOLI ARMCHAIR I SOLID/PERFORATED **TOOU**



MSRP			
PP			
\$220			

DIMENSIONS			
W	D	H	SH
21.5"	20"	31"	18.5"

* Stackable x 6.

HOLI SLED BASE - SIDE CHAIR I SOLID/PERFORATED **TOOU**



MSRP			
PP			
\$210			

DIMENSIONS			
W	D	H	SH
22"	19.5"	31.5"	18.5"

*Sled base connector is available for extra charge. \$10 per 30pcs.

GUEST / DINING / SIDE CHAIRS and ARMCHAIRS

HOLI SLED BASE - ARMCHAIR | SOLID/PERFORATED

TOOU



MSRP			
PP			
\$240			
DIMENSIONS			
W	D	H	SH
23"	19.5"	31.5"	18.5"

*Sled base connector is available for extra charge. \$10 per 30pcs.

HOLI EASY UP SEAT COVER

TOOU



1.1 yd

MSRP	
FABRIC UPHOLSTERY	COM
\$160	\$ 190

JOS CHAIR

BABEL D



MSRP		
Metal		
\$1,125		
DIMENSIONS		
W	D	H
19.7"	20.1"	31.5"

JOS CUSHION

BABEL D



MSRP	
CHAIR CUSHION	
\$210	

JOI JOI 20

Seat: Polypropylene, air injection technology. UV resistant. Various seat cover options.

TOOU



0,4 yd

MSRP			
STRUCTURE	STANDARD DARK GRAY CUSHION	SUNBRELLA CUSHION	COM CUSHION
\$205	\$65	\$95	\$135
DIMENSIONS			
W	D	H	SH
19"	20.5"	30"	18.5"

w/sunbrella seat cover

GUEST / DINING / SIDE CHAIRS and ARMCHAIRS

JOI JOI 24

TOOU



#0,4 yd

MSRP			
STRUCTURE	STANDARD DARK GRAY CUSHION	SUNBRELLA CUSHION	COM CUSHION
\$205	\$65	\$95	\$135
DIMENSIONS			
W	D	H	SH
21.5"	20.5"	32"	18.5"

w/sunbrella seat cover

JOI JOI 36

TOOU



#0,4 yd

MSRP			
STRUCTURE	STANDARD DARK GRAY CUSHION	SUNBRELLA CUSHION	COM CUSHION
\$205	\$65	\$95	\$135
DIMENSIONS			
W	D	H	SH
18.5"	20.5"	33"	18.5"

w/sunbrella seat cover

KANO CHAIR

BABEL D



MSRP			
SIDE CHAIR	ARM CHAIR		
\$670	\$755		
DIMENSIONS			
W	D	H	SH
20.1"	22.4"	32.3"	17.7"

KANO CUSHION

BABEL D



MSRP
CHAIR CUSHION
\$180

KISSI CHAIR

BABEL D



MSRP			
SIDE CHAIR	ARM CHAIR		
\$790	\$955		
DIMENSIONS			
W	D	H	SH
21.7"	21.7"	31.5"	18.5"

GUEST / DINING / SIDE CHAIRS and ARMCHAIRS

KISSI CUSHION

BABEL D



MSRP			
CHAIR CUSHION			
\$180			

KISSI ROUND CHAIR

BABEL D



MSRP			
SIDE CHAIR			
\$1,880			

DIMENSIONS			
W	D	H	SH
24"	22.8"	30.3"	18.5"

LAMY SLED BASE

Injection molded contract grade foam. Various base options. Fully assembled.

B&T



1.8 yd 26 sq.ft

MSRP			
COM/COL&A	B	C	Leather
\$1,080	\$1,155	\$1,475	\$1,805

DIMENSIONS					
W	D	H	SH	Arm H	SD
23.5"	25"	31.5"	19"	24"	18"

Base finish options: Powder coated in available RAL colors or polished chrome.

LAMY X BASE

B&T



1.8 yd 26 sq.ft

MSRP			
COM/COL&A	B	C	Leather
\$1,125	\$1,300	\$1,515	\$1,845

DIMENSIONS					
W	D	H	SH	Arm H	SD
23.5"	25"	31.5"	19"	24"	18"

Base finish options: Powder coated in available RAL colors or polished chrome.

GUEST / DINING / SIDE CHAIRS and ARMCHAIRS

LAMY ELLIPSE BASE - Swivel -

B&T



1.8 yd 26 sq.ft

MSRP			
COM/COL&A	B	C	Leather
\$1,170	\$1,350	\$1,570	\$1,890

DIMENSIONS					
W	D	H	SH	Arm H	SD
23.5"	25"	31.5"	19"	24"	18"

Base finish options: Powder coated in available RAL colors or polished chrome.

LAMY PREMIUM - Swivel -

B&T



1.8 yd 26 sq.ft

MSRP			
COM/COL&A	B	C	Leather
\$1,525	\$1,685	\$1,870	\$2,160

DIMENSIONS					
W	D	H	SH	Arm H	SD
23.5"	25"	31.5"	19"	24"	18"

Base finish options: Powder coated in available RAL colors or polished chrome.

LAMY WOOD BASE - Swivel -

B&T



1.8 yd 26 sq.ft

MSRP			
COM/COL&A	B	C	Leather
Ashwood \$1,375	\$1,555	\$1,770	\$2,090

DIMENSIONS					
W	D	H	SH	Arm H	SD
23.5"	25"	31.5"	19"	24"	18"

LORENZO

KOLLEKTIFF



1.6 yd 23 sq.ft

MSRP	
STANDARD UPHOLSTERY	
\$760	

DIMENSIONS			
W	D	H	SH
20.5"	20.9"	31.9"	18.1"

GUEST / DINING / SIDE CHAIRS and ARMCHAIRS

LUNA

KOLLEKTIFF



MSRP			
PP			
\$230			
DIMENSIONS			
W	D	H	SH
21.6"	20"	30.3"	18.5"

LUNA STRIPE

KOLLEKTIFF



MSRP			
PP			
\$195			
DIMENSIONS			
W	D	H	SH
21.6"	20"	30.3"	18.5"

MENTOR PREMIUM SWIVEL

Injection molded contract grade foam. Swivel metal base. Fully assembled.

B&T



1.7 yd 24 sq.ft

MSRP					
COM/	B	C	Leather		
\$1,700	\$1,895	\$2,125	\$2,475		
DIMENSIONS					
W	D	H	SH	Arm H	SD
25"	25"	39.5"	18"	27.5"	19.7"

Base can be polished chrome or powder painted as per RAL colors.

MELIK CHAIR

BABEL D



MSRP		
SIDE CHAIR		
\$910		
DIMENSIONS		
W	D	H
20.5"	20.9"	31.9"

GUEST / DINING / SIDE CHAIRS and ARMCHAIRS

MELIK ARMCHAIR

BABEL D



MSRP		
ARMCHAIR		
\$1,250		
DIMENSIONS		
W	D	H
25.6"	20.9"	31.9

MELIK CUSHION

BABEL D



MSRP	
CHAIR CUSHION	
\$215	

MIA ALL WOOD

Seat, Backrest: Moulded plywood. Frame: Solid oak wood. Fully assembled.

KOLLEKTIFF



MSRP			
AMERICAN WHITE OAK		BLACK ASH	
\$445		\$390	
DIMENSIONS			
W	D	H	SH
20"	20"	31.5"	18"

* Stackable x 4.
** Residential Use Only.

MIA METAL BASE

KOLLEKTIFF



MSRP			
AMERICAN WHITE OAK		BLACK ASH	
\$315		\$305	
DIMENSIONS			
W	D	H	SH
20"	20"	31.5"	18"

* Stackable x 4
** Residential Use Only.

GUEST / DINING / SIDE CHAIRS and ARMCHAIRS

MIKA ALL WOOD

Natural or Black Ash Wood or Walnut stained beech wood. Seat pad is optional. Fully assembled.

B&T



#0.8 yd 14 sq.ft

	MSRP				
	ALL WOOD	COM/	B	C	Leather
Ashwood w / out ARM	\$855	-	-	-	-
Ashwood w / ARM	\$965	-	-	-	-

DIMENSIONS				
W	D	H	SH	SH w / PAD
19.5"	18"	31"	18"	19.5"

MIKA SIDE CHAIR UPHOLSTERED SEAT

Natural or Black Ash Wood or Walnut stained beech wood. Seat pad is optional. Fully assembled.

B&T



#0.8 yd 14 sq.ft

	MSRP			
	COM/	B	C	Leather
Ashwood	\$935	\$1,005	\$1,090	\$1,320

DIMENSIONS				
W	D	H	SH	SH w / PAD
19.5"	18"	31"	18"	19.5"

MORRO

Veneered or upholstered plywood seat and backrest. Powder coated metal frame. Fully assembled.

KOLLEKTIFF



#1.1 yd 18 sq.ft

	MSRP	
	AMERICAN OAK	UPHOLSTERED*
	\$ 280	\$ 340

DIMENSIONS			
W	D	H	SH
17"	19.7"	33"	18"

* Stackable x 4.
*Standard Kollektiff fabrics / COM / COL.

NOVA

Galvanized Steel Frame, Outdoor/Indoor, Fully assembled.

KOLLEKTIFF



#0.7 yd 14 sq.ft

	MSRP	
	GALVANIZED METAL	PAD
SIDE CHAIR	\$ 515	\$ 195
ARM CHAIR	\$ 540	\$ 195

DIMENSIONS			
W	D	H	SH
20"	21"	30.5"	19.6
22"	21"	30.5"	19.6

GUEST / DINING / SIDE CHAIRS and ARMCHAIRS

ODIN B&T



0.6 yd 8.61 sq.ft

MSRP	
ALL WOOD	
\$1,435	

DIMENSIONS				
W	D	H	SH	Arm H
22.4"	18.9"	29.5"	18"	27.8"

* Plain: No upholstery, S-UP: Seat upholstered, WO-UP: Without

ODIN B&T



0,6 yd 8,61 sq.ft

MSRP			
COM/COL&A	B	C	Leather
\$1,595	\$1,700	\$1,785	\$2,080

DIMENSIONS				
W	D	H	SH	Arm H
22.4"	18.9"	29.5"	18"	27.8"

* Plain: No upholstery, S-UP: Seat upholstered, WO-UP: Without

OJAI KOLLEKTIFF

Veneered or upholstered plywood seat and backrest. Powder coated metal frame. Fully assembled.



1 yd 17 sq.ft

MSRP	
NATURAL / BLACK	UPHOLSTERED*
\$ 335	\$ 355

DIMENSIONS			
W	D	H	SH
17"	21.5"	31"	18"

*Standard Kollektiff fabrics / COM / COL.

O'PERA KOLLEKTIFF



MSRP	
PP	
SIDE CHAIR	\$215
ARMCHAIR	\$260

DIMENSIONS				
	W	D	H	SH
SIDE CHAIR	19.5"	21.5"	33"	18.5"
ARMCHAIR	23.5"	21.5"	33"	18.5"

GUEST / DINING / SIDE CHAIRS and ARMCHAIRS

ORB CHAIR

KOLLEKTIFF



MSRP			
ALL METAL Indoor/Outdoor	SEAT PAD	UPHOLSTERED	
\$595	\$145	\$945	

DIMENSIONS			
W	D	H	SH
21.7"	22.5"	31"	18.5"

OUTO SIDE CHAIR

Polypropylene. Air injection technology. In and Outdoor use. UV resistant.

TOOU



MSRP			
PP			
\$155			

DIMENSIONS			
W	D	H	SH
19"	19"	32.5"	19"

Stackable x 8 pcs

OUTO ARMCHAIR

TOOU



MSRP			
PP			
\$175			

DIMENSIONS			
W	D	H	SH
21.5"	19"	32.5"	19"

Stackable x 8 pcs

OUTO LOUNGE CHAIR

TOOU



MSRP			
PP			
\$270			

DIMENSIONS			
W	D	H	SH
24"	31.5"	30"	15.5"

w/sunbrella seat cover

GUEST / DINING / SIDE CHAIRS and ARMCHAIRS

OUTO ROCKING CHAIR

TOOU



MSRP			
PP			
\$345			
DIMENSIONS			
W	D	H	SH
24"	31.5"	30"	15"

*Simple assembly required.
Non stackable

OUTO HOCKER

TOOU



MSRP		
PP		
\$120		
DIMENSIONS		
W	D	H
17"	16"	16"

Stackable x 4 pcs

OUTO CONNECTOR TABLE

TOOU



MSRP		
PP		
\$40		
DIMENSIONS		
W	D	H
14"	13.5"	1.5"

PALOMA

Veneered or upholstered plywood seat and backrest. Powder coated metal frame. Fully assembled.

KOLLEKTIFF



MSRP			
NATURAL / BLACK		UPHOLSTERED*	
\$330		\$360	
DIMENSIONS			
W	D	H	SH
18"	21.7"	32"	18"

1 yd ☆ 17 sq.ft

Stackable x6.
*Standard Kollektiff fabrics / COM / COL.

GUEST / DINING / SIDE CHAIRS and ARMCHAIRS

PERA SLED BASE

Injection molded contract grade foam. Various base options. Fully assembled.

B&T



1 yd 17 sq.ft

MSRP				
COM/COL&A	B	C	Leather	
\$695	\$795	\$920	\$1,190	
DIMENSIONS				
W	D	H	SH	SD
18.5"	22"	32.5"	18"	16"

Base finish options: Powder coated in available RAL colors or polished chrome.

PERA ELLIPSE BASE

B&T



1 yd 17 sq.ft

MSRP				
COM/COL&A	B	C	Leather	
\$800	\$910	\$1,025	\$1,300	
DIMENSIONS				
W	D	H	SH	SD
18.5"	21"	32"	18"	16"

Base finish options: Powder coated in available RAL colors or polished chrome.

PERA ELLIPSE BASE WITH ARM

B&T



1.1 yd 17 sq.ft

MSRP						
COM/COL&A	B	C	Leather			
\$935	\$1,065	\$1,180	\$1,455			
DIMENSIONS						
W	D	H	SH	Arm H	SD	
21"	21"	32"	18"	25.5"	16"	

Base finish options: Powder coated in available RAL colors or polished chrome.

GUEST / DINING / SIDE CHAIRS and ARMCHAIRS

PERA WOOD BASE

B&T



1 yd 17 sq.ft

MSRP			
COM/COL&A	B	C	Leather
\$845	\$945	\$1,070	\$1,340

DIMENSIONS				
W	D	H	SH	SD
18.5"	22"	32.5"	18"	16"

Base finish options: Powder coated in available RAL colors or polished chrome.

PERA DOWEL BASE

B&T



1 yd 17 sq.ft

MSRP			
COM/COL&A	B	C	Leather
WOOD DOWEL BASE \$815	\$915	\$1,040	\$1,305
METAL DOWEL BASE \$830	\$925	\$1,050	\$1,320

DIMENSIONS				
W	D	H	SH	SD
18.5"	21"	32"	18"	16"

DOWEL BASE Base finish options: Powder coated in available RAL colors or polished chrome.

PERA X BASE

B&T



1.1 yd 17 sq.ft

MSRP			
COM/COL&A	B	C	Leather
\$730	\$830	\$950	\$1,220

DIMENSIONS				
W	D	H	SH	SD
18.5"	20.5"	32"	17.5"	16"

Base finish options: Powder coated in available RAL colors or polished chrome.

PERA SLED BASE w/BACK

B&T



1 yd 17 sq.ft

MSRP			
COM/COL&A	B	C	Leather
\$695	\$795	\$920	\$1,190

DIMENSIONS				
W	D	H	SH	SD
18.5"	22"	32.5"	18.5"	16"

Base finish options: Powder coated in available RAL colors or polished chrome.

GUEST / DINING / SIDE CHAIRS and ARMCHAIRS

PERA 4 PRONGS SPIDER BASE W/CASTERS

B&T



1 yd 17 sq.ft

MSRP				
	COM/COL&A	B	C	Leather
w/our ARM	\$875	\$985	\$1,115	\$1,395
w / ARM	\$1,025	\$1,135	\$1,265	\$1,540

DIMENSIONS					
W	D	H	SH	Arm H	SD
21"	21"	32.5"	18"	25.5"	16"

DOWEL BASE Base finish options: Powder coated in available RAL colors or polished chrome.

PLIE ARMCHAIR

Steel frame painted in polyester powder.
Injection moulded foam seat and seatback upholstered in fabric.

Laminimal



MSRP	
\$ 845	

DIMENSIONS				
W	D	H	SH	Arm Height
22"	20"	28.8"	18.5"	28.3"

REGO ELLIPSE BASE

Injection molded contract grade foam. Various base options. Fully assembled.

B&T



1.5 yd 23 sq.ft

MSRP			
COM/COL&A	B	C	Leather
\$935	\$1,070	\$1,230	\$1,530

DIMENSIONS					
W	D	H	SH	Arm H	SD
24"	22.5"	31"	18"	25.5"	16.5"

Base finish options: Powder coated in available RAL colors or polished chrome.

GUEST / DINING / SIDE CHAIRS and ARMCHAIRS

REGO DOWEL WOOD BASE

B&T



1.5 yd 23 sq.ft

MSRP			
COM/COL&A	B	C	Leather
\$1,010	\$1,145	\$1,310	\$1,610

DIMENSIONS					
W	D	H	SH	Arm H	SD
24"	23"	31"	18"	25.5"	16.5"

REGO SLED BASE

B&T



1.5 yd 23 sq.ft

MSRP			
COM/COL&A	B	C	Leather
\$850	\$985	\$1,150	\$1,445

DIMENSIONS					
W	D	H	SH	Arm H	SD
24"	22.5"	31"	18"	25.5"	16.5"

DOWEL BASE Base finish options: Powder coated in available RAL colors or polished chrome.

REGO 4 PRONGS SPIDER SWIVEL W / CASTORS

B&T



1.5 yd 23 sq.ft

MSRP			
COM/COL&A	B	C	Leather
\$985	\$1,125	\$1,285	\$1,595

DIMENSIONS					
W	D	H	SH	Arm H	SD
24"	22.5"	31"	18"	25.5"	16.5"

Base can be polished chrome or powder painted as per RAL colors.

GUEST / DINING / SIDE CHAIRS and ARMCHAIRS

REGO X BASE

B&T



1.5 yd ☼ 23 sq.ft

MSRP					
COM/COL&A	B	C	Leather		
\$885	\$1,015	\$1,175	\$1,475		
DIMENSIONS					
W	D	H	SH	Arm H	SD
24"	22,5"	31"	18"	25.5"	16.5"

Base can be polished chrome or powder painted as per RAL colors.

REGO PLYWOOD BASE

B&T



1.5 yd ☼ 23 sq.ft

MSRP					
COM/COL&A	B	C	Leather		
\$945	\$1,080	\$1,245	\$1,545		
DIMENSIONS					
W	D	H	SH	Arm H	SD
24"	22.5"	30.5"	17.5"	25.5"	16.5"

Base finish options: Natural Ash, Black or Walnut Stained.

REGO PREMIUM SWIVEL

B&T



1.5 yd ☼ 23 sq.ft

MSRP					
COM/COL&A	B	C	Leather		
\$1,400	\$1,535	\$1,700	\$2,000		
DIMENSIONS					
W	D	H	SH	Arm H	SD
27.5"	27.5"	29"	15.5"	23.5"	15.8"

PREMIUM SWIVEL Base finish options: Powder coated in available RAL colors or polished chrome.

GUEST / DINING / SIDE CHAIRS and ARMCHAIRS

REGO PLAY 4 LEGS

Injection molded contract grade foam. Various base options. Fully assembled.

B&T



1.6 yd ✪ 23 sq.ft

	MSRP			
	COM/COL&A	B	C	Leather
UPHOLSTERED SEAT	\$620	\$675	\$735	\$830
FULLY UPHOLSTERED SEAT	\$840	\$965	\$1,105	\$1,375

DIMENSIONS				
W	D	H	SH	Arm H
24"	22"	31"	17"	26"

REGO PLAY OUTDOOR 4 LEGS

B&T



1.6 yd ✪ 23 sq.ft

	MSRP			
	COM/COL&A	B	C	Protective Cover
CLASSIC S-UP	\$960	\$1,025	\$1,100	\$370
CLASSIC UP	\$1,300	\$1,465	\$1,665	\$370

DIMENSIONS				
W	D	H	SH	Arm H
24"	22"	31"	17"	26"

REGO PLAY X BASE

B&T



1.6 yd ✪ 23 sq.ft

	MSRP			
	COM/COL&A	B	C	Leather
UPHOLSTERED SEAT	\$645	\$700	\$765	\$855
FULLY UPHOLSTERED SEAT	\$870	\$1,000	\$1,150	\$1,435

DIMENSIONS				
W	D	H	SH	Arm H
24"	22"	31"	17"	26"

REGO PLAY OUTDOOR X BASE

B&T



1.6 yd ✪ 23 sq.ft

	MSRP			
	COM/COL&A	B	C	Protective Cover
X S-UP	\$920	\$990	\$1,070	\$370
X UP	\$1,290	\$1,465	\$1,675	\$370

DIMENSIONS				
W	D	H	SH	Arm H
24"	22"	31"	17"	26"

GUEST / DINING / SIDE CHAIRS and ARMCHAIRS

REGO PLAY SLED

B&T



1.6 yd 23 sq.ft

	MSRP			
	COM/COL&A	B	C	Leather
UPHOLSTERED SEAT	\$620	\$675	\$740	\$830
FULLY UPHOLSTERED SEAT	\$870	\$1,000	\$1,155	\$1,435

DIMENSIONS				
W	D	H	SH	Arm H
24"	22"	31"	17"	26"

REGO PLAY OUTDOOR SLED

B&T



1.6 yd 23 sq.ft

	MSRP			
	COM/COL&A	B	C	Protective Cover
				\$370
SLED S-UP	\$950	\$1,015	\$1,100	\$370
SLED UP	\$1,330	\$1,510	\$1,715	\$370

DIMENSIONS				
W	D	H	SH	Arm H
24"	22"	31"	17"	26"

REGO PLAY DOWEL WOOD

B&T



1.6 yd 23 sq.ft

	MSRP			
	COM/COL&A	B	C	Leather
UPHOLSTERED SEAT	\$670	\$720	\$780	\$875
FULLY UPHOLSTERED SEAT	\$870	\$995	\$1,140	\$1,405

DIMENSIONS				
W	D	H	SH	Arm H
24"	22"	31"	17"	26"

REGO PLAY OUTDOOR DOWEL WOOD

B&T



1.6 yd 23 sq.ft

	MSRP			
	COM/COL&A	B	C	Protective Cover
				\$370
WOOD DOWEL S-UP	\$1,060	\$1,125	\$1,200	\$370
WOOD DOWEL UP	\$1,420	\$1,585	\$1,780	\$370

DIMENSIONS				
W	D	H	SH	Arm H
24"	22"	31"	17"	26"

GUEST / DINING / SIDE CHAIRS and ARMCHAIRS

REGO PLAY ELLIPSE **B&T**



1.6 yd ✪ 23 sq.ft

	MSRP			
	COM/	B	C	Leather
UPHOLSTERED SEAT	\$705	\$760	\$820	\$915
FULLY UPHOLSTERED SEAT	\$910	\$1,025	\$1,175	\$1,440

DIMENSIONS				
W	D	H	SH	Arm H
24"	22"	31"	17"	26"

REGO PLAY PREMIUM SWIVEL **B&T**



1.6 yd ✪ 23 sq.ft

	MSRP			
	COM/COL&A	B	C	Leather
UPHOLSTERED SEAT	\$1,115	\$1,165	\$1,225	\$1,315
FULLY UPHOLSTERED SEAT	\$1,315	\$1,440	\$1,585	\$1,850

DIMENSIONS				
W	D	H	SH	Arm H
27.5"	27.5"	31"	17"	26"

REST 4 LEGS PP or Upholstered PP Seat. Various base options. Fully assembled. * **B&T**



1.1 yd ✪ 17 sq.ft

	MSRP			
	COM/COL&A	B	C	Leather
CLASSIC S-UP	\$525	\$570	\$625	\$730
CLASSIC UP	\$595	\$685	\$785	\$980
CLASSIC WITH ARM S-UP	\$585	\$630	\$685	\$780
CLASSIC WITH ARM UP	\$655	\$740	\$840	\$1,030

DIMENSIONS				
W	D	H	SH	Arm H
23"	21"	31"	18"	25.5"

*Add net \$40 for channeling stitch. Base finish options: Powder coated in available RAL colors or polished chrome.

GUEST / DINING / SIDE CHAIRS and ARMCHAIRS

REST OUTDOOR 4 LEGS

PP or Upholstered PP Seat. Various base options. Fully assembled. *

B&T



1.1 yd 17 sq.ft

	MSRP			
	COM/COL&A	B	C	Protective Cover
CLASSIC WITH ARM POLYP				\$370
CLASSIC S-UP	\$690	\$745	\$805	\$370
CLASSIC WITH ARM S-UP	\$790	\$840	\$900	\$370
CLASSIC UP	\$900	\$1,010	\$1,140	\$370
CLASSIC WITH ARM UP	\$995	\$1,100	\$1,230	\$370

DIMENSIONS				
W	D	H	SH	Arm H
23"	21"	31"	18	22.5"

REST SLED BASE

B&T



1.1 yd 17 sq.ft

	MSRP			
	COM/COL&A	B	C	Leather
SLED S-UP	\$560	\$605	\$660	\$760
SLED WITH ARM S-UP	\$655	\$700	\$760	\$865
SLED UP	\$615	\$705	\$800	\$995
SLED WITH ARM UP	\$710	\$795	\$905	\$1,100
CONNECTABLE S-UP	\$615	\$670	\$735	\$845
CONNECTABLE UP	\$695	\$790	\$915	\$1,140

DIMENSIONS				
W	D	H	SH	Arm H
22"	21"	31"	18"	25.5"

*Add net \$40 for channeling stitch. Base finish options: Powder coated in available RAL colors or polished chrome.

REST OUTDOOR SLED BASE

B&T



1.1 yd 17 sq.ft

	MSRP			
	COM/COL&A	B	C	Protective Cover
SLED S-UP				\$370
SLED WITH ARM S-UP	\$850	\$900	\$960	\$370
SLED UP	\$1,070	\$1,120	\$1,175	\$370
SLED WITH ARM UP	\$1,050	\$1,140	\$1,255	\$370
	\$1,200	\$1,290	\$1,405	\$370

DIMENSIONS				
W	D	H	SH	Arm H
22"	21"	31"	18	25.5"

GUEST / DINING / SIDE CHAIRS and ARMCHAIRS

REST CONIC WOOD LEGS

B&T



1.1 yd 17 sq.ft

	MSRP			
	COM/COL&A	B	C	Leather
WOOD_DOWEL S-UP	\$565	\$615	\$670	\$770
WOOD_DOWEL UP	\$635	\$720	\$825	\$1,015

DIMENSIONS				
W	D	H	SH	Arm H
22"	21"	31"	18"	25.5"

*Add net \$40 for channeling stitch.
Base finish options: Natural Ash, Black or Walnut Stained.

REST 4 PRONGS SPIDER BASE

B&T



1.1 yd 17 sq.ft

	MSRP			
	COM/COL&A	B	C	Leather
PRONG S-UP	\$660	\$705	\$760	\$860
PRONG WITH ARM S-UP	\$760	\$820	\$895	\$1,040
PRONG UP	\$730	\$815	\$920	\$1,105
PRONG WITH ARM UP	\$855	\$975	\$1,120	\$1,380

DIMENSIONS				
W	D	H	SH	Arm H
22"	21"	30"	17"	25.5"

*Add net \$40 for channeling stitch

REST 4 PRONGS SPIDER BASE WITH CASTOR

B&T



1.1 yd 17 sq.ft

	MSRP			
	COM/COL&A	B	C	Leather
PRONG S-UP	\$750	\$795	\$855	\$970
PRONG WITH ARM S-UP	\$835	\$890	\$975	\$1,120
PRONG UP	\$825	\$920	\$1,040	\$1,245
PRONG WITH ARM UP	\$915	\$1,055	\$1,205	\$1,495

DIMENSIONS				
W	D	H	SH	Arm H
22"	21"	30"	17"	25.5"

*Add net \$40 for channeling stitch

GUEST / DINING / SIDE CHAIRS and ARMCHAIRS

REST 4 PRONGS SPIDER BASE W/CASTORS + WRITING PAD

B&T



1.1 yd ✪ 17 sq.ft

	MSRP			
	COM/COL&A	B	C	Leather
S-UP LAMINATE	\$1,140	\$1,180	\$1,235	\$1,335
S-UP LACQUER	\$1,195	\$1,235	\$1,295	\$1,390
S-UP VENEER	\$1,350	\$1,390	\$1,445	\$1,545
UP LAMINATE	\$1,265	\$1,355	\$1,460	\$1,560
UP LACQUER	\$1,320	\$1,410	\$1,520	\$1,620
UP VENEER	\$1,505	\$1,600	\$1,705	\$1,805

DIMENSIONS				
W	D	H	SH	Arm H
22"	21"	30"	17"	25.5"

*Add net \$40 for channeling stitch

REST 4 LEGS W/WRITING PAD (Stackablex4)

B&T



1.1 yd ✪ 17 sq.ft

	MSRP			
	COM/COL&A	B	C	Leather
S-UP LAMINATE	\$870	\$920	\$975	\$1,080
S-UP LACQUER	\$935	\$985	\$1,045	\$1,145
S-UP VENEER	\$1,090	\$1,140	\$1,200	\$1,300
UP LAMINATE	\$1,125	\$1,230	\$1,360	\$1,600
UP LACQUER	\$1,205	\$1,310	\$1,445	\$1,680
UP VENEER	\$1,390	\$1,500	\$1,625	\$1,860

DIMENSIONS				
W	D	H	SH	Arm H
22"	25"	30"	17"	25.5"

*Add net \$40 for channeling stitch
Base can be polished chrome or powder painted as per RAL colors.

GUEST / DINING / SIDE CHAIRS and ARMCHAIRS

REVO CHAIR Structure in eco plastic. UV resistant. In and outdoor for the version without upholstery. Castor base, Writing tablet and Seat pad are optional. **TOOU**



MSRP			
PP			
\$205			
DIMENSIONS			
W	D	H	SH
21.6"	17.7"	29.7"	17.5"

REVO CHAIR WITH CASTOR BASE **TOOU**



MSRP			
PP			
\$330			
DIMENSIONS			
W	D	H	SH
21.6"	21.6"	30.7"	18.3"

REVO CHAIR WRITING TABLET **TOOU**



MSRP		
PP + METAL		
\$ 260		
DIMENSIONS		
W	D	H
23"	10.6"	13.9"

*Sled base connector is available for extra charge. \$10 per 30pcs.

REVO CHAIR SEAT PAD **TOOU**



MSRP	
FABRIC	COM
\$ 65	\$ 90
DIMENSIONS	
W	D
16.1"	15.4"

#0.3 yd 6 sq.ft

* TOOU Standard fabrics



4 Cragwood Road
Avenel, NJ 07001 USA

201 345 5550
sales@nuansdesign.com

nuansdesign.com

GUEST / DINING / SIDE CHAIRS and ARMCHAIRS

ROSA

KOLLEKTIFF



MSRP			
ALL METAL	OUTDOOR SEAT CUSHION		
\$ 375	\$ 145		

DIMENSIONS			
W	D	H	SH
26.3"	22.8"	30.3"	17.7"

ROY OUTDOOR

B&T



- # 2 yd Mesh
- # 2 yd Cushions

MSRP				
COM/COL&A	B	C	Protective Cover	
Classic \$1,845	\$2,065	\$2,320	\$290	

DIMENSIONS				
W	D	H	SH	SD
22"	23"	29"	18"	16.5"

SATAO

Steel frame painted in polyester powder. Suitable for outdoor use.

Laminimal



MSRP		
POWDER COATED	GALVANIZED	OUTDOOR SEAT CUSHION
\$ 440	\$ 455	\$ 145

DIMENSIONS			
W	D	H	SH
25"	21"	30.7"	17.7"

Stackable x 4

SHU

KOLLEKTIFF



MSRP			
ASHWOOD			
\$ 465			

DIMENSIONS			
W	D	H	SH
22.4"	18,5"	30.3"	17.7"

GUEST / DINING / SIDE CHAIRS and ARMCHAIRS

SLICE DIMPLE

PP Seat. UV resistant. Metal Base with Walnut or BLack wood trims. Simple assembly required.

KUBIKOFF



PP				
STEEL				
\$ 350				
DIMENSIONS				
W	D	H	SH	Arm H
20.5"	23"	32"	18"	24"

*seat pads available

SLICE DIMPLE PERFORATED

KUBIKOFF



MSRP				
PP				
\$ 350				
DIMENSIONS				
W	D	H	SH	Arm H
20.5"	23"	32"	18"	24"

*seat pads available

SLICE V9

KUBIKOFF



MSRP				
PP				
\$ 300				
DIMENSIONS				
W	D	H	SH	
20.5"	23"	32"	18"	

*seat pads available

SOLE

Galvanized metal structure for outdoor. Indoor/Outdoor. Upholstered seat / Seat pad are optional with indoor/outdoor fabric.

B&T



MSRP				
	COM/COL&A	B	C	Leather
ALL METAL (Indoor&Outdoor)	\$545			
UPHOLSTERED SEAT (INDOOR ONLY)	\$ 550	\$ 595	\$ 655	\$ 755
SEAT PAD - OUTDOOR	245*			

*Irusun Living Plain Melange Fabrics by Giovanardi

DIMENSIONS				
W	D	H	SH	
19"	21"	32.7"	18"	

Stackable

0.5 yd # 9 sq.ft Seat Pad
0.65 yd # 10 sq.ft Uph. Seat

GUEST / DINING / SIDE CHAIRS and ARMCHAIRS

SONORA

Natural oak / Black stained ashwood seat and backrest. Black powder coated metal frame.

KOLLEKTIFF



MSRP

OAK / ASHWOOD

\$ 175

DIMENSIONS

W	D	H	SH	Arm H
15"	18,5"	32"	18"	24"

Stackable

SPIRIT WOOD BASE W/ARM

Injection molded contract grade foam. Solid wood frame. Fully assembled.

B&T



1.1 yd ☆ 16 sq.ft

MSRP

	COM/COL&A	B	C	Leather
Ashwood	\$1,290	\$1,395	\$1,530	\$1,685

DIMENSIONS

W	D	H	SH	Arm H	SD
21.5"	23"	31.5"	17.5"	25"	17.5"

Base finish options: Natural Ash, Black or Walnut Stained.

SPIRIT WOOD BASE

B&T



1.1 yd ☆ 16 sq.ft

MSRP

	COM/COL&A	B	C	Leather
Ashwood	\$1,200	\$1,300	\$1,435	\$1,690

DIMENSIONS

W	D	H	SH	SD
20"	23"	31.5"	17.5"	17.5"

Base finish options: Natural Ash, Black or Walnut Stained.

GUEST / DINING / SIDE CHAIRS and ARMCHAIRS

STELLAR SIDE CHAIR | SOLID/PERFORATED

Seat: Polypropylene, UV resistant. Monobloc. Stackable x 6

TOOU



MSRP			
PP			
\$210			
DIMENSIONS			
W	D	H	SH
21"	21"	30"	18"

Stackable

STELLAR UPHOLSTERY

TOOU



#0.4 yd

MSRP			
SEAT PAD	BACKREST PAD	COM SEAT	COM BACK PAD
\$70	\$65	\$90	\$75

STELO CHAIR

Steel frame painted in polyester powder. Stackable up to 4 pieces.

Laminimal



#0.6 yd

MSRP			
ALL STEEL		UPHOLSTERED	
\$ 445		\$ 475	
DIMENSIONS			
W	D	H	SH
19.3"	19.4"	30.1"	18.1"

STELO ARMCHAIR

Steel frame painted in polyester powder. Stackable up to 4 pieces.

Laminimal



#0.6 yd

MSRP				
ALL STEEL		UPHOLSTERED		
\$ 490		\$ 520		
DIMENSIONS				
W	D	H	SH	Arm Height
22.2"	19.4"	30.1"	18.1"	26.7"

GUEST / DINING / SIDE CHAIRS and ARMCHAIRS

TA ER BASE - BLACK / STAINLESS STEEL

Seat: Polypropylene, UV resistant. Various base options. Simple assembly required.

TOOU



1.1 yd ✪ 16 sq.ft

MSRP			
PP	UPHOLSTERED	COM/COL	
\$200	\$395	\$380	

DIMENSIONS			
W	D	H	SH
19"	22"	33"	18"

TA YI BASE - BLACK -NATURAL OAK / WALNUT

TOOU



1.1 yd ✪ 16 sq.ft

MSRP		
PP	UPHOLSTERED	COM/COL
\$255	\$450 (TOOU Fabrics)	\$420

DIMENSIONS			
W	D	H	SH
19"	22"	33"	18"

TA ARMCHAIR ER BASE - BLACK / STAINLESS STEEL

Seat: Polypropylene, UV resistant. Various base options. Simple assembly required.

TOOU



1.5 yd ✪ 23 sq.ft

MSRP		
PP	UPHOLSTERED	COM/COL
\$225	\$485 (TOOU Fabrics)	\$475

DIMENSIONS			
W	D	H	SH
23"	22"	33"	18"

TA ARMCHAIR YI BASE - BLACK & STEEL/NATURAL OAK & STEEL

TOOU



1.5 yd ✪ 23 sq.ft

MSRP		
PP	UPHOLSTERED	COM/COL
\$280	\$540 (TOOU Fabrics)	\$520

DIMENSIONS			
W	D	H	SH
23"	22"	33"	18"

GUEST / DINING / SIDE CHAIRS and ARMCHAIRS

TA ARMCHAIR DIAMOND BASE

TOOU



1.5 yd ✪ 23 sq.ft

MSRP			
PP	UPHOLSTERED		COM/COL
\$255	\$540 <small>(TOOU Fabrics)</small>		\$475
DIMENSIONS			
W	D	H	SH
23"	22"	33"	18"

TA ROCKER

TOOU




1.5 yd ✪ 23 sq.ft

MSRP			
PP	UPHOLSTERED		COM/COL
\$325	\$580 <small>(TOOU Fabrics)</small>		\$580
DIMENSIONS			
W	D	H	SH
23"	31"	31.5"	17"

TA SEAT PAD INDOOR USE

Commercial grade fabric. Non-slip bottom.

TOOU



MSRP		
Fabric		
\$50		
DIMENSIONS		
W	D	H
14"	15"	0.5"

UNIA

Steel frame painted in polyester powder.
Bentwood seat and seatback padded and upholstered in fabric or eco leather.

Laminimal



MSRP				
A				
\$ 750				
DIMENSIONS				
W	D	H	SH	Arm H
21.6"	22.4"	31.9"	18.5"	26"

GUEST / DINING / SIDE CHAIRS and ARMCHAIRS

XSERA

KOLLEKTIFF



MSRP			
PP			
\$190			
DIMENSIONS			
W	D	H	SH
19.3"	21.5"	33"	18.5"

YUE

Seat, Backrest: Moulded plywood. Frame: Solid oak wood.

KOLLEKTIFF



MSRP			
BLACK ASH	AMERICAN WHITE OAK		
\$530	\$580		
DIMENSIONS			
W	D	H	SH
20"	19"	32.5"	18"

Stackable x4.

ZIG ZAG DIMPLE

PP. UV resistant. Solid wood dowels + powder coated metal cross. Simple assembly required.

KUBIKOFF



MSRP				
PP				
\$ 375				
DIMENSIONS				
W	D	H	SH	Arm H
20.5"	23"	32"	18"	24"

*seat pads available

ZIG ZAG DIMPLE PERFORATED

KUBIKOFF



MSRP				
PP				
\$ 375				
DIMENSIONS				
W	D	H	SH	Arm H
20.5"	23"	32"	18"	24"

*seat pads available

GUEST / DINING / SIDE CHAIRS and ARMCHAIRS

ZIG ZAG v9

KUBIKOFF



MSRP			
PP			
\$ 325			
DIMENSIONS			
W	D	H	SH
20.5"	23"	32"	18"

*seat pads available

ZONE 4 PRONGS SWIVEL SHEET BASE

Injection molded contract grade foam. Various base options. Fully assembled.

B&T



1.7 yd ✪ 25 sq.ft

MSRP				
COM/COL&A	B	C	Leather	
\$1,155	\$1,295	\$1,475	\$1,850	
DIMENSIONS				
W	D	H	SH	SD
20"	23"	39"	17"	17.7"

Base can be polished chrome or powder painted as per RAL colors.

ZONE 4 PRONGS SWIVEL SHEET BASE W/ ARM

B&T



1.7 yd ✪ 25 sq.ft

MSRP					
COM/COL&A	B	C	Leather		
\$1,250	\$1,390	\$1,570	\$1,955		
DIMENSIONS					
W	D	H	SH	Arm H	SD
23"	23"	39"	17"	26.5"	17.7"

Base can be polished chrome or powder painted as per RAL colors.

ZONE 4 PRONGS SWIVEL SHEET BASE W/ CASTERS

B&T



1.8 yd ✪ 32 sq.ft

MSRP				
COM/COL&A	B	C	Leather	
\$1,145	\$1,295	\$1,465	\$1,850	
DIMENSIONS				
W	D	H	SH	SD
20"	23"	39"	17.5"	17.7"

Base can be polished chrome or powder painted as per RAL colors.

GUEST / DINING / SIDE CHAIRS and ARMCHAIRS

ZONE 4 PRONGS SHEET BASE W/ ARM & CASTERS

B&T



1.7 yd ✪ 25 sq.ft

MSRP			
COM/COL&A	B	C	Leather
\$1,245	\$1,390	\$1,570	\$1,955

DIMENSIONS					
W	D	H	SH	Arm H	SD
23"	23"	39"	17.5"	26.5"	17.7"

Base can be polished chrome or powder painted as per RAL colors.

CHAIR PADS

CADREA SEAT PAD

TOOU



#0.25 yd ✪ 6 sq.ft

MSRP		
TOOU Leatherette	COM	
\$65	\$190	

DIMENSIONS		
W	D	H
18"	18"	1"

CADREA SEAT PAD

TOOU



#0.25 yd ✪ 6 sq.ft

MSRP	
TOOU Leatherette	COM
\$55	\$185

DIMENSIONS	
W	D
13"	13"

JOI SEAT PAD

TOOU



#0.4 yd

MSRP		
Sunbrella Fabric	Regular Fabric	COM
\$95	\$65	\$105

DIMENSIONS	
W	D
16"	19"

REVO SEAT PAD

Gabriel fabric upholstered. Commercial grade

TOOU



#0.3 yd ✪ 6 sq.ft

MSRP	
FABRIC	COM
\$65	\$90

DIMENSIONS	
W	D
16.1"	15.4"

CHAIR PADS

SATAO SEAT PAD

Outdoor fabric upholstered. Commercial grade

Laminimal



0.3 yd ✨ 6 sq.ft

MSRP

CHAIR	BAR/COUNTER	LOUNGE
\$ 145	\$ 140	\$ 170

DIMENSIONS

16"	14.4"	20"
-----	-------	-----

SOLE SEAT PAD - OUTDOOR

Commercial grade fabric w/mon-FR foam

B&T



0.5 yd ✨ 9 sq.ft Seat Pad

MSRP

B&T Fabric

\$ 295

DIMENSIONS

W	D
13"	13"

STELLAR INDOOR USE

TOOU



0.4 yd

MSRP

SEAT	BACKREST PAD	COM SEAT	COM BACKREST
\$70	\$65	\$80	\$75

TASCA PILLOW INDOOR USE

Gabriel fabric upholstered. Commercial grade

TOOU



0.65 yd ✨ 8 sq.ft

MSRP

Eco Leather	Gabriel Fabric	Standard Fabric	COM
\$85	\$120	\$70	\$205

DIMENSIONS

W	D	H
12"	14"	3.5"

BARSTOOL and COUNTER STOOLS

CADREA BAR HEIGHT

Polypropylene. UV resistant. Monobloc

TOOU



MSRP

PP

\$205

DIMENSIONS

W	D	H
17"	17"	29.5"

Stackable

CADREA COUNTER HEIGHT

TOOU



#0.25 yd 6 sq.ft

MSRP

PP

\$195

DIMENSIONS

W	D	H
17"	17"	25.5"

Stackable

CADREA SEAT PAD for BARSTOOL

TOOU



#0.25 yd 0.6 sq.ft

MSRP

TOUU Leatherette

COM

\$55

\$185

DIMENSIONS

W	D
13"	13"

CAMAROSA

Injection molded contract grade foam. Chrome plated or powder coated metal base. Fully assembled.

KOLLEKTIFF



#2.5 yd 35 sq.ft

MSRP

COM/COL

STANDARD FABRIC

COUNTER HEIGHT

\$670

\$770

BAR HEIGHT

\$710

\$790

DIMENSIONS

	W	D	H	SH
COUNTER HEIGHT	23"	22"	38"	25"
BAR HEIGHT	23"	22"	42"	29"

BARSTOOL and COUNTER STOOLS

DANTE

Solid wood frame with metal seat support. Plywood seat and backrest.

B&T



0.8 yd 14 sq.ft Uph. Seat
1.2 yd 20 sq.ft Uph. Seat & Backrest

MSRP - BAR & COUNTER

	COM/COL&A	B	C	Leather
ASHWOOD	\$930			
ASHWOOD S-UP	\$875	\$930	\$995	\$1,100
ASHWOOD UP	\$980	\$1,030	\$1,090	\$1,200

DIMENSIONS

	W	D	H	SH	SD
COUNTER HEIGHT	20"	17.7"	36.2"	25.2"	16.1"
BAR HEIGHT	20.5"	17.7"	40.1"	29.1"	16.1"

S-UP: Seat upholstered, UP: Upholstered

DIA 50

Injection molded contract grade foam. Chrome plated or powder coated metal base. Swivel Fully assembled.

B&T



1.5 yd 21 sq.ft

MSRP

	COM/COL&A	B	C	Leather
COUNTER HEIGHT	\$960	\$1,080	\$1,230	\$1,475
BAR HEIGHT	\$960	\$1,080	\$1,230	\$1,475

DIMENSIONS

	W	D	H	SH	SD
	19.5"	19.5"	35" - 39"	25.5" - 29.5"	15.7"

Base finish options: Powder coated in available RAL colors or polished chrome.

DIAMOND

Solid Wood. Fully assembled.

KOLLEKTIFF



MSRP

COUNTER HEIGHT	\$575
BAR HEIGHT	\$585

DIMENSIONS

	W	D	H	SH
	15.7"	15.7"	25.6"/29.6"	25.6"/29.6"

BARSTOOL and COUNTER STOOLS

DOT VENEERED WOOD SEAT

Plywood seat and back. Upholstered backpad. Seat upholstery is optional. Metal base. Fully assembled.

B&T



#0.4 yd 6.5 sq.ft

MSRP				
	COM/COL&A	B	C	Leather
ASHWOOD	\$670	\$705	\$750	\$815

DIMENSIONS				
W	D	H	SH	SD
17.5"	20.5"	40" - 44"	25.5" - 29.5"	13.5"

Stackable

DOT UPHOLSTERED SEAT

B&T



#0.7 yd 10 sq.ft

MSRP				
	COM/COL&A	B	C	Leather
ASHWOOD	\$740	\$795	\$860	\$995

DIMENSIONS				
W	D	H	SH	SD
17.5"	20.5"	40" - 44"	26" - 30"	14"

*Stackable

DUPONT

Plywood Seat. Powder coated metal frame

B&T



MSRP	
PLYWOOD SEAT	
ASHWOOD	\$675

DIMENSIONS				
W	D	H	SH	SD
21"	22.5"	40-44"	26-30"	22.5"

BARSTOOL and COUNTER STOOLS

DUPONT UPHOLSTERED

B&T



1.1 yd ☆ 18 sq.ft

MSRP			
COM/COL&A	B	C	Leather
\$730	\$810	\$905	\$1,055

DIMENSIONS				
W	D	H	SH	SD
21"	22"	40-44"	26-30"	22.5"

GAO

BABEL D



MSRP
Metal
\$545

DIMENSIONS		
W	D	H
15"	16.9"	17.7"

GLEE

Solid wood structure. Powder coated metal footrest. Fully assembled.

B&T



MSRP
ASHWOOD
\$685

DIMENSIONS			
	W	D	H
BAR	14.5"	14.5"	29.5"
COUNTER	14.5"	14.5"	25.5"

BARSTOOL and COUNTER STOOLS

HOLI BAR | SOLID / PERFORATED

Polypropylene seat. UV resistant. Galvanized metal base. Simple assembly required.

TOOU



MSRP			
PP			
\$ 255			
DIMENSIONS			
W	D	H	SH
21"	20.5"	43.5"	30.5"

Stackable

HOLI COUNTER | SOLID/PERFORATED

TOOU



MSRP			
PP			
\$ 255			
DIMENSIONS			
W	D	H	SH
21"	20"	39.5"	26.5"

Stackable x 6

HOLI EASY UP SEAT COVER

TOOU



MSRP	
FABRIC*	COM
\$ 160	\$ 190

*TOOU Standard fabrics in Black, Light Grey, Red Terracotta, Olive Grey colors.

1,1 yd

JOS

BABEL D



MSRP		
Metal		
\$1,010		
DIMENSIONS		
W	D	H
20.9"	18.1"	21.7"

BARSTOOL and COUNTER STOOLS

LORENZO

Commercial grade injection molded foam, upholstered, steel frame,
Fully assembled.

KOLLEKTIFF



1.6 yd ☆ 23 sq.ft

MSRP		
	COM/COL	A
BARSTOOL	\$830	\$865
COUNTER STOOL	\$805	\$840

DIMENSIONS				
	W	D	H	SH
BARS HEIGHT	23.3"	20.5"	42"	29"
COUNTER HEIGHT	23.3	20.5"	38"	25"

MIA Metal Base BAR HEIGHT

KOLLEKTIFF



MSRP	
BLACK ASH	AMERICAN WHITE OAK
\$400	\$415

DIMENSIONS			
W	D	H	SH
21"	19.5"	39.5"	29.5"

** Residential Use Only.

MIA Metal Base COUNTER HEIGHT

KOLLEKTIFF



MSRP	
BLACK ASH	AMERICAN WHITE OAK
\$360	\$375

DIMENSIONS			
W	D	H	SH
20.5"	19"	35"	25.5"

** Residential Use Only.

BARSTOOL and COUNTER STOOLS

MIKA BAR & COUNTER STOOL

B&T



MSRP

ASHWOOD

\$975

DIMENSIONS

W	D	H	SH	SH w/PAD	SD
20.5"	18.5"	35"	25"	27.5"	17"

MIKA BAR & COUNTER STOOL

B&T



#0.8 yd 13 sq.ft

MSRP - UPHOLSTERED SEAT

	COM/COL&A	B	C	Leather
ASHWOOD	\$1,065	\$1,130	\$1,200	\$1,355

DIMENSIONS

W	D	H	SH	SH w/PAD	SD
21"	19"	39"	29"	30.5"	17"

MIKA BAR & COUNTER STOOL - BACKLESS

B&T



MSRP

ASHWOOD

\$850

DIMENSIONS

W	D	H	H w/PAD	SD
18.5"	16.5"	29.5"	31"	16.5"

MIKA BAR & COUNTER STOOL - BACKLESS

B&T



#0.7 yd 12 sq.ft

MSRP - UPHOLSTERED SEAT

	COM/COL&A	B	C	Leather
ASHWOOD	\$925	\$990	\$1,065	\$1,215

DIMENSIONS

W	D	H	H w / PAD	SD
18"	16"	25.5"	27"	16"

BARSTOOL and COUNTER STOOLS

NORY

KOLLEKTIFF



DIMENSIONS

	COM/COL&A	B	C	LEATHER
COUNTER	\$655	\$720	\$805	\$895
BAR HEIGHT	\$665	\$730	\$815	\$905

DIMENSIONS

	W	D	H
COUNTER HEIGHT	17.1"	14.1"	24"
BAR HEIGHT	18.9"	14.1"	29.9"

NOVA

WITH ARM

Galvanized Steel frame, Outdoor/Indoor, Fully assembled.

KOLLEKTIFF



MSRP

		PAD
BARSTOOL	\$655	\$245
COUNTER STOOL	\$635	\$245

DIMENSIONS

	W	D	H	SH
BAR HEIGHT	21.6"	20.5"	43"	30.3"
COUNTER HEIGHT	21.6"	20.5"	39"	26.3

NOVA

WITHOUT ARM

Galvanized Steel frame, Outdoor/Indoor, Fully assembled.

KOLLEKTIFF



MSRP

		PAD
BARSTOOL	\$635	\$245
COUNTER STOOL	\$615	\$245

DIMENSIONS

	W	D	H	SH
BAR HEIGHT	19.2"	20.5	42.9"	30.3"
COUNTER HEIGHT	19.2"	20.5	38.9"	26.3

BARSTOOL and COUNTER STOOLS

ODIN PLAIN

B&T



#0,6 yd 7,5 sq.ft

MSRP	
ALL WOOD	
\$1,705	

DIMENSIONS					
	W	D	H	SH	Arm H
BAR HEIGHT	22.8"	19.7"	41.7"	30"	39.8"
COUNTER HEIGHT	22.8"	19.7"	37.8"	26.4"	36"

ODIN

B&T



#0,6 yd 7,5 sq.ft

MSRP			
COM/COL&A	B	C	Leather
\$1,875	\$1,985	\$2,075	\$2,335

DIMENSIONS					
	W	D	H	SH	Arm H
BAR HEIGHT	22.8"	19.7"	41.7"	30"	39.8"
COUNTER HEIGHT	22.8"	19.7"	37.8"	26.4"	36"

* Plain: No upholstery, S-UP: Seat upholstered, WO-UP: Without Upholstery

OJAI

Upholstered or Veneered Plywood Seat & Backrest Powder Coated Metal Frame

KOLLEKTIFF



MSRP	
NATURAL / BLACK	UPHOLSTERED
\$400	\$440

DIMENSIONS			
W	D	H	SH
21"	19"	34"	25.5"

BARSTOOL and COUNTER STOOLS

OJAI BAR HEIGHT

KOLLEKTIFF



MSRP			
NATURAL / BLACK		UPHOLSTERED	
\$ 410		\$ 450	
DIMENSIONS			
W	D	H	SH
21.5"	19.5"	38"	29.5"

PALOMA COUNTER HEIGHT

Upholstered or Veneered Plywood Seat & Backrest Powder Coated Metal Frame

KOLLEKTIFF



MSRP			
NATURAL / BLACK		UPHOLSTERED	
\$ 390		\$ 425	
DIMENSIONS			
W	D	H	SH
21"	19"	34"	25.5"

PALOMA BAR HEIGHT

KOLLEKTIFF



MSRP			
NATURAL / BLACK		UPHOLSTERED	
\$ 400		\$ 440	
DIMENSIONS			
W	D	H	SH
21.5"	19.5"	38"	29.5"

PERA ELLIPSE SWIVEL BAR

Injection molded contract grade foam. Various base options.

B&T



MSRP				
COM/COL&A	B	C	Leather	
\$730	\$795	\$875	\$1,050	
DIMENSIONS				
W	D	H	SH	SD
18.5"	18.5"	38"	29"	14.5"

#0,7 yd ✨ 11 sq.ft

BARSTOOL and COUNTER STOOLS

PERA ELLIPSE SWIVEL COUNTER

B&T



#0.7 yd 11 sq.ft

MSRP				
COM/COL&A	B	C	Leather	
\$715	\$785	\$865	\$1,040	
DIMENSIONS				
W	D	H	SH	SD
18.5"	18.5"	33"	25"	17"

PERA SLED BAR HEIGHT

B&T



#0.7 yd 11 sq.ft

MSRP				
COM/COL&A	B	C	Leather	
\$625	\$695	\$780	\$940	
DIMENSIONS				
W	D	H	SH	SD
17"	19"	37.5"	29.5"	17"

PERA SLED COUNTER

B&T



#0.7 yd 11 sq.ft

MSRP				
COM/COL&A	B	C	Leather	
\$615	\$685	\$770	\$930	
DIMENSIONS				
W	D	H	SH	SD
17"	18.5"	33"	25"	17"

PERA BAR WOOD

B&T



#0.7 yd 11 sq.ft

MSRP -					
	COM/COL&A	B	C	Leather	
ASHWOOD	\$865	\$935	\$1,015	\$1,180	
DIMENSIONS					
	W	D	H	SH	SD
COUNTER/BAR	18"	18"	33" - 36"	25" - 28"	17"

BARSTOOL and COUNTER STOOLS

PERA BAR X

B&T



0.7 yd 11 sq.ft

MSRP			
COM/COL&A	B	C	Leather
\$660	\$730	\$810	\$975

DIMENSIONS					
	W	D	H	H w / PAD	SD
COUNTER/BAR	17"	19"	33" - 38"	25" - 30.5"	17"

PLIE STOOL

Steel frame painted in polyester powder. Injection molded foam seat upholstered in fabric. Indoor use only.

Laminimal



MSRP	
PP	
BAR	\$ 665
COUNTER	\$ 660

DIMENSIONS				
	W	D	H	SH
BAR	17.3"	18"	31.5"	31.5"
COUNTER	17"	16"	26.7"	26.7"

REVO STOOL

Structure in eco plastic. UV resistant. In and outdoor for the version without upholstery. Castor base, Writing tablet and Seat pad are optional.

TOOU



MSRP	
PP	
	\$ 190

DIMENSIONS			
	W	D	H
	17"	17"	25.5"

Stackable

REVO STOOL with CASTOR BASE

TOOU



MSRP	
PP	
	\$ 315


DIMENSIONS				
	W	D	H	SH
	21"	21"	39.5"	26"

Stackable x 6

BARSTOOL and COUNTER STOOLS

REVO STOOL WRITING TABLET

TOOU



MSRP	
PP	
\$260	

DIMENSIONS			
W	D	H	SH
21"	21"	39.5"	26"

Stackable x 6

REVO STOOL SEAT PAD

TOOU



MSRP	
FABRIC*	COM
\$65	\$190

* TOOU Standard fabrics

0,3 yd 6 sq.ft

ROSA COUNTER STOOL

KOLLEKTIFF



MSRP	
ALL METAL	OUTDOOR SEAT CUSHION
\$ 425	\$ 145

DIMENSIONS			
W	D	H	SH
20"	21"	35"	25"

ROSA BARSTOOL

KOLLEKTIFF



MSRP	
ALL METAL	OUTDOOR SEAT CUSHION
\$ 445	\$ 145

DIMENSIONS			
W	D	H	SH
21"	22"	39"	20.5"

BARSTOOL and COUNTER STOOLS

SATAO BARSTOOL

Steel frame painted in polyester powder. Suitable for outdoor use.

Laminimal



MSRP			
POWDER COATED	GALVANIZED	OUTDOOR SEAT CUSHION	
\$ 510	\$ 535	\$ 140	
DIMENSIONS			
W	D	H	SH
22"	23"	43.5"	30.5"

Stackable x 4

SATAO COUNTER STOOL

Laminimal



MSRP			
POWDER COATED	GALVANIZED	OUTDOOR SEAT CUSHION	
\$ 495	\$ 520	\$ 140	
DIMENSIONS			
W	D	H	SH
21.6"	22.5"	39.5"	26.5"

Stackable x 4

SOLE BAR HEIGHT

Galvanized metal structure for outdoor. Indoor/Outdoor. Upholstered seat / Seat pads are optional with indoor/outdoor fabric.

B&T



	MSRP			
	COM/COL&A	B	C	Leather
ALL METAL	\$610	—	—	—
UPHOLSTERED SEAT	\$600	\$655	\$705	\$810
SEAT PAD	\$245*	-	-	-
DIMENSIONS				
W	D	H	SH	
19"	21.5"	43.7"	29"	

#0.5 yd 9 sq.ft Uph. Seat
#0,65 yd 10 sq.ft Uph. Seat & Backrest

*Irusun Living Plain Melange Fabrics by Giovanardi

SOLE COUNTER HEIGHT

B&T



	MSRP			
	COM/COL&A	B	C	Leather
ALL METAL	\$610	—	—	—
UPHOLSTERED SEAT	\$600	\$655	\$705	\$810
SEAT PAD	\$245*	-	-	-
DIMENSIONS				
W	D	H	SH	SD
19"	21"	39.7"	25"	16"

#0.5 yd 9 sq.ft Uph. Seat
#0,65 yd 10 sq.ft Uph. Seat & Backrest

*Irusun Living Plain Melange Fabrics by Giovanardi

BARSTOOL and COUNTER STOOLS

STELO STOOL

Steel frame painted in polyester powder.

Laminimal



0.6 yd

MSRP			
	PP	UPHOLSTERED	
BAR	\$ 535	\$ 595	
COUNTER	\$ 520	\$ 575	

DIMENSIONS				
	W	D	H	SH
BAR	19.8"	21"	41.1"	29.3"
COUNTER	19.4"	20.1"	37.7"	25.9"

TA BLACK BASE

Seat: 1555 Size Polypropylene seat. UV resistant. Black powder coated or chrome plated metal. Simple assembly required.

TOOU



1.5 yd 23 sq.ft

MSRP			
	PP	COM/COL	
COUNTER HEIGHT	\$ 240	\$430	
BAR HEIGHT	\$ 250	\$445	

DIMENSIONS				
	W	D	H	SH
	18"	20"	37.5" - 41.5"	25.5" - 29"

TA CHROME BASE

TOOU



1.5 yd 23 sq.ft

MSRP			
	PP	COM/COL	
COUNTER HEIGHT	\$275	\$470	
BAR HEIGHT	\$285	\$480	

DIMENSIONS				
	W	D	H	SH
	18"	20"	37.5" - 41.5"	25.5" - 29"

TA XL BLACK BASE

Seat: 1511 Size Polypropylene seat. UV resistant. Black powder coated or chrome plated metal. Simple assembly required.

TOOU



1.5 yd 23 sq.ft

MSRP			
	PP	UPHOLSTERED	COM/COL
COUNTER HEIGHT	\$245	\$445	\$500
BAR HEIGHT	\$255	\$455	\$515

DIMENSIONS				
	W	D	H	SH
	18"	21.3"	37.4" - 41.3"	25.6" - 29.5"

BARSTOOL and COUNTER STOOLS

TA XL CHROME BASE

Seat: 1511 Size Polypropylene seat. UV resistant.
Black powder coated or chrome plated metal. Simple assembly required.

TOOU



1.5 yd ✨ 23 sq.ft

MSRP			
	PP	UPHOLSTERED	COM/COL
COUNTER HEIGHT	\$310	\$500	\$540
BAR HEIGHT	\$320	\$515	\$550

DIMENSIONS			
W	D	H	SH
18"	21.3"	37.4" - 41.3"	25.6" - 29.5"

UNIA BAR HEIGHT

Steel frame painted in polyester powder.
Bentwood seat and seatback padded and upholstered in fabric or eco leather.

Laminimal



MSRP	
A	
\$ 840	

DIMENSIONS				
W	D	H	SH	Arm H
22"	22.8"	43.7"	30.7"	37.8"

UNIA COUNTER HEIGHT

Laminimal



MSRP	
A	
\$ 815	

DIMENSIONS				
W	D	H	SH	Arm H
21.5"	22.5"	39.7"	26.7"	23.8"

OFFICE & TASK CHAIRS

DAISY PREMIUM OFFICE BASE

Injection molded contract grade foam.
Standard or Premium Office Base (Polished Chrome or Powder Coated)

B&T



1,5 yd 21 sq.ft

MSRP - UPHOLSTERED SEAT

COM/COL&A	B	C	Leather
\$1,400	\$1,550	\$1,735	\$2,065

DIMENSIONS

W	D	H	SH	Arm H	SD
23"	21"	29.5"-33.5"	15"-19"	23"-26.5"	15.7"

GLERA OFFICE CHAIR

KOLLEKTIV



MSRP

	ERA	VALENCIA
SIDE CHAIR	\$1,640	\$1,880
ARMCHAIR	\$1,720	\$1,985

DIMENSIONS

	W	D	H	SH
SIDE CHAIR	28.5"	28.5"	30.5"	18"
ARMCHAIR	28.5"	28.5"	30.5"	18"

GRACE OFFICE PREMIUM S-GL

B&T



1.91 yd 28 sq.ft

MSRP

	COM/COL&A	B	C	Leather
Upholstered Back	\$1,635	\$1,805	\$2,000	\$2,305
Plywood Back	\$1,905	\$2,045	\$2,205	\$2,465

DIMENSIONS

W	D	H	SH	Arm H	SD
23.6"	24.2"	30.7 - 34.6"	16.1 - 20"	23.2 - 27.2"	17.3"

LAMY PREMIUM OFFICE BASE

Injection molded contract grade foam.
Standard or Premium Office Base (Polished Chrome or Powder Coated)

B&T



1,8 yd 26 sq.ft

MSRP

COM/COL&A	B	C	Leather
\$1,560	\$1,745	\$1,955	\$2,280

DIMENSIONS

W	D	H	SH	Arm H	SD
23,5"	25"	30.5"-33.5"	18"-21"	23"-26"	18"

OFFICE & TASK CHAIRS

MENTOR LOW BACK | PREMIUM OFFICE BASE

Injection molded contract grade foam.
Standard or Premium Office Base (Polished Chrome or Powder Coated)

B&T



1,7 yd 24 sq.ft

MSRP					
COM/COL&A	B	C	Leather		
\$1,975	\$2,165	\$2,395	\$2,745		
DIMENSIONS					
W	D	H	SH	Arm H	SD
25"	25"	39"-41.5"	18"-20"	26.5"-29"	19.7"

MENTOR HIGH BACK | PREMIUM OFFICE BASE

B&T



2,2 yd 32 sq.ft

MSRP					
COM/COL&A	B	C	Leather		
\$2,165	\$2,395	\$2,670	\$3,085		
DIMENSIONS					
W	D	H	SH	Arm H	SD
25"	25"	49"-51.5"	18"-20"	26.5"-29"	19.7"

OPAL OFFICE CHAIR

KOLLEKTIFF



MSRP			
ERA		VALENCIA	
\$1,155		\$1,230	
DIMENSIONS			
W	D	H	SH
26"	26"	32-36"	17-21"

O3 LOW BACK

B&T



1,5 yd 21 sq.ft

MSRP					
COM/COL&A	B	C	Leather		
\$2,250	\$2,380	\$2,535	\$2,725		
DIMENSIONS					
W	D	H	SH	Arm H	SD
27"	27"	37"-41.5"	17.5"-22"	23.5"-33"	17.4"

OFFICE & TASK CHAIRS

O3 HIGH BACK

B&T



2 yd ☆ 25 sq.ft

MSRP			
COM/COL&A	B	C	Leather
\$2,390	\$2,540	\$2,725	\$2,950

DIMENSIONS					
W	D	H	SH	Arm H	SD
27"	27"	47"-51.5"	17.5"-22"	23.5"-33"	17.4"

PERA

Injection molded contract grade foam.
Standard, Premium or Standard Office Base (Polished Chrome or Powder Coated)

B&T



1 yd ☆ 17 sq.ft

MSRP				
	COM/COL&A	B	C	Leather
w/out ARM	\$1,150	\$1,250	\$1,370	\$1,630
with ARM	\$1,310	\$1,410	\$1,530	\$1,800

DIMENSIONS				
W	D	H	SH	SD
19"	22.5"	29"-33"	18"-22"	16"

REGO PREMIUM OFFICE BASE

Injection molded contract grade foam.
Standard, Premium or Spider Office Base (Polished Chrome or Powder Coated)

B&T



1,5 yd ☆ 23 sq.ft

MSRP			
COM/COL&A	B	C	Leather
\$1,310	\$1,450	\$1,610	\$1,915

DIMENSIONS					
W	D	H	SH	Arm H	SD
24.5"	23.5"	30"-34"	17"-21"	25"-28"	16.5"

OFFICE & TASK CHAIRS

REGO SPIDER OFFICE BASE

B&T



1,5 yd 23 sq.ft

MSRP			
COM/COL&A	B	C	Leather
\$1,120	\$1,255	\$1,420	\$1,720

DIMENSIONS					
W	D	H	SH	Arm H	SD
24.5"	23.5"	30"-34"	17"-21"	25"-28"	16.5"

REGO PLAY PREMIUM OFFICE BASE

Polypropylene monobloc seat. Optional upholstery.

B&T



1,6 yd 23 sq.ft

MSRP				
	COM/COL&A	B	C	Leather
UPHOLSTERED SEAT	1,040	\$1,085	\$1,150	\$1,240
FULL UPHOLSTERED SEAT	\$1,235	\$1,360	\$1,505	\$1,770

DIMENSIONS					
W	D	H	SH	SD	
24"	22"	32"	17"	26"	

REST SPIDER OFFICE BASE

Upholstered PP Seat
Spider Office Base (Polished Chrome or Powder Coated)

B&T



1,1 yd 16,5 sq.ft

MSRP				
	COM/COL&A	B	C	Leather
SIDE S-UP	\$820	\$865	\$925	\$1,025
SIDE UP	\$895	\$985	\$1,090	\$1,290
W/ARM S-UP	\$875	\$925	\$985	\$1,085
W/ARM UP	\$940	\$1,045	\$1,150	\$1,350

DIMENSIONS				
W	D	H	SH	ArmH
22"	21"	30"-33"	16"-19"	25"-28"

OFFICE & TASK CHAIRS

ZONE 5 PRONGS SHEET OFFICE BASE

B&T



1,7 yd ☆ 25 sq.ft

MSRP			
COM/COL&A	B	C	Leather
\$1,480	\$1,625	\$1,800	\$2,195

DIMENSIONS			
W	D	H	SH
20"	22.5"	38"-42"	16"-20"

ZONE 5 PRONGS SHEET BASE W/ ARM

Injection molded contract grade foam.
Sheet Office Base (Polished Chrome or Powder Coated)

B&T



1,7 yd ☆ 25 sq.ft

MSRP			
COM/COL&A	B	C	Leather
\$1,580	\$1,725	\$1,900	\$2,290

DIMENSIONS				
W	D	H	SH	ArmH
23"	22.5"	38"-42"	16"-20"	25"-28"

ZONE EXCLUSIVE 5WAY SWIVEL BASE W/ARM

B&T



2,4 yd ☆ 35 sq.ft

MSRP			
COM/COL&A	B	C	Leather
\$1,690	\$1,855	\$2,055	\$2,365

DIMENSIONS				
W	D	H	SH	Arm H
23"	22.5"	50.5"-54.5"	16"-20"	25"-28"

LOUNGE CHAIRS

ACER

KOLLEKTIFF



Seat Pad # 0.7 yd

MSRP	
All Metal (Indoor/Outdoor)	\$620
Seat Pad COM	\$155
Seat Pad	\$190

DIMENSIONS				
W	D	H	SH	Arm H
32.2"	23.2"	28.7"	15"	22.4"

ALEK

Solid wood structure. Upholstered padded seat. Fully assembled.

B&T



1.1 yd 15 sq.ft

MSRP				
	COM/COL&A	B	C	Leather
ASHWOOD	\$1,995	\$2,165	\$2,370	\$2,620

DIMENSIONS				
W	D	H	SH	Arm H
26.5"	25.5"	25.5"	16"	22"

ALODIA CHAISE LOUNGE

BABEL D



MSRP			
METAL			
\$15,980			

DIMENSIONS			
	L	W	H
OPEN	20.9"	80.7"	21.7"
CLOSED	20.9"	46.9"	16.5"

ALODIA CHAISE LOUNGE HEADREST CUSHION

BABEL D



MSRP	
CHAIR CUSHION	\$235

LOUNGE CHAIRS

ALODIA CHAISE LOUNGE PAD

BABEL D



MSRP	
CHAIR CUSHION	\$870

BANGI

BABEL D



MSRP	
METAL	\$1,235

DIMENSIONS		
W	D	H
26"	27.2"	29.1"

BOLD

High density foam.
It has Castors

B&T



MSRP			
COM/COL&A	B	C	Leather
\$2,040	\$2,365	\$2,755	\$3,355

12" fixed round tablet is optional. it can be fixed left or right side of the armchair according to user's preference.

Please choose metal tube color & tablet finish

	LAMINATE	LACQUER	VENEER
TABLET	\$150	\$180	\$215

4 yd ☆ 63 sq.ft

DIMENSIONS				
	W	D	H	SH
WITH TABLET	37"	35.5"	27"	16"
W/OUT TABLET	32.5"	35.5"	27"	16"

BONNY SWIVEL BASE

Solid wood and metal structure. Solid wood or metal base. Swivel

B&T



MSRP				
	COM/COL&A	B	C	Leather
METAL BASE	\$1,870	\$2,145	\$2,470	\$2,970
with MEMORY RETURN MECHANISM	\$2,005	\$2,280	\$2,600	\$3,105
WOOD BASE	\$1,870	\$2,125	\$2,430	\$2,890
with MEMORY RETURN MECHANISM	\$2,005	\$2,260	\$2,565	\$3,025

2,6 yd ☆ 37 sq.ft

DIMENSIONS					
W	D	H	SH	ArmH	SD
30.5"	28.5"	28.5"	17"	21.5"	22.5"

LOUNGE CHAIRS

BOOM

Hardwood frame structure. High density foam. Dowel wood leg.

B&T



6 yd ☆ 97 sq.ft

MSRP				
COM/COL&A	B	C	Leather	
\$3,425	\$4,055	\$4,815	\$6,665	
DIMENSIONS				
W	D	H	SH	Arm H
35.5"	35"	28"	16.5"	25"

*1 cushion included in price.

CAMAROSA

Injection molded contract grade foam. Steel base

KOLLEKTIFF



3 yd ☆ 43 sq.ft

MSRP		
COM/COL	A	
\$1,345	\$1,520	
DIMENSIONS		
W	D	H
31"	27.5"	31.5"

DAISY DOWEL WOOD BASE

Injection molded contract grade foam. Various base options.

B&T



2,1 yd ☆ 32 sq.ft

MSRP					
COM/COL&A	B	C	Leather		
ASHWOOD \$1,275	\$1,470	\$1,710	\$2,075		
DIMENSIONS					
W	D	H	SH	Arm H	SD
27"	28.5"	30"	16"	25"	18"

DAISY SLED BASE

B&T



2,1 yd ☆ 32 sq.ft

MSRP					
COM/COL&A	B	C	Leather		
\$1,235	\$1,440	\$1,675	\$2,045		
DIMENSIONS					
W	D	H	SH	Arm H	SD
27"	28.5"	30"	16"	25"	18"

LOUNGE CHAIRS

DUPONT

Upholstered or Veneered Plywood seat. Powder coated metal base.

B&T



1.4 yd 24 sq.ft

MSRP				
	COM/COL&A	B	C	Leather
ASHWOOD	\$710	x	x	x
UPHOLSTERED	\$715	\$810	\$915	\$1,080

DIMENSIONS					
W	D	H	SH	SD	
23"	25"	29"	16"	14"	

FERNO

Upholstered contract grade foam. Powder coated metal frame.

B&T



2,4 yd 35 sq.ft

MSRP			
COM/COL&A	B	C	Leather
\$1,620	\$1,850	\$2,125	\$2,545

DIMENSIONS					
W	D	H	SH	Arm H	SD
29"	31"	29"	15.5"	21.5"	22.5"

FOLD SINGLE SOFA

Hardwood Frame
Sleeper Sofa.

B&T



7 yd x sq.ft

MSRP			
COM/COL&A	B	C	Leather
\$2,785	\$3,240	\$3,620	\$4,690

DIMENSIONS				
W	D	H	SH	Arm H
32.5"	36"	31"	16"	23"

GAO SUN LOUNGER

BABEL D



MSRP	
LOUNGE	\$4,775
CUSHION	\$495

DIMENSIONS		
W	L	H
30.7"	86.2"	11" / 33.8"

LOUNGE CHAIRS

GO LARGE

Injection molded contract grade foam.
Stainless steel legs. Fully assembled.

B&T



6 yd 86 sq.ft

MSRP				
COM/COL&A	B	C	Leather	
\$3,545	\$4,225	\$5,040	\$6,530	
DIMENSIONS				
W	D	H	SH	Arm H
32.5"	33"	24"	15.5"	24"

ISOLA

Solid Hardwood Frame

B&T



4 yd 63 sq.ft

MSRP					
COM/COL&A	B	C	Leather		
\$2,755	\$3,305	\$3,965	\$4,970		
DIMENSIONS					
W	D	H	SH	Arm H	SD
28"	32"	28"	15.7"	20"	24"

ISOLA PRIVATE

B&T



5,5 yd 78 sq.ft

MSRP					
COM/COL&A	B	C	Leather		
\$3,235	\$3,910	\$4,715	\$5,940		
DIMENSIONS					
W	D	H	SH	Arm H	SD
28"	32"	40.5"	15.7"	20"	24"

JOS

BABEL D



MSRP		
METAL		
\$1,595		
DIMENSIONS		
W	D	H
26"	26"	29.1"

*1 cushion included in price.

LOUNGE CHAIRS

JOS DAY BED

BABEL D



MSRP

METAL

\$5,160

DIMENSIONS

W	D	H
49.6"	52.8"	31.5"

KANO

BABEL D



MSRP

METAL

\$1,290

DIMENSIONS

W	D	H
25.2"	25.2"	28.3"

KANO CUSHION LOUNGE CHAIR

BABEL D



MSRP

CHAIR CUSHION

\$250

KANO CHAISE LOUNGE

BABEL D



MSRP

METAL

\$4,435

DIMENSIONS

L	W	H
64.6 "	32.3"	28.3"

*1 cushion included in price.

LOUNGE CHAIRS

KAV

Hardwood Frame. Fully assembled.

B&T



2,8 yd 55 sq.ft

MSRP				
COM/COL&A	B	C	Leather	
\$2,145	\$2,500	\$2,920	\$4,245	
DIMENSIONS				
W	D	H	SH	SD
34"	33"	22"	14"	30.5"

Wood base can be stained in natural ash, walnut or black colors.

KISSI

BABEL D



MSRP		
METAL & STRING		
\$1,560		
DIMENSIONS		
W	D	H
25.6"	25.2"	26.8"

Cushion included in price

KISSI

SUN LOUNGER

BABEL D



MSRP		
METAL & STRING	METAL & STRING + WHEELS	CUSHION
\$4,285	\$4,510	\$495
DIMENSIONS		
W	L	H
32.7"	80.7"	11.8" / 31.1"

LAMY

SWIVEL METAL BASE

Injection molded contract grade foam. Various base options.

B&T



2,8 yd 41 sq.ft

MSRP				
COM/COL&A	B	C	Leather	
\$1,880	\$2,030	\$2,240	\$2,630	
with MEMORY RETURN MECHANISM	\$2,010	\$2,160	\$2,765	
DIMENSIONS				
W	D	H	SH	SD
29"	32"	33.5"	16"	22"

Base finish options: Powder coated in available RAL colors.

LOUNGE CHAIRS

LAMY METAL w/ HEADREST

B&T



3 yd 42 sq.ft

MSRP				
COM/COL&A	B	C	Leather	
\$2,450	\$2,525	\$2,620	\$2,760	
with MEMORY RETURN MECHANISM	\$2,585	\$2,665	\$2,755	\$2,895

DIMENSIONS					
W	D	H	SH	Arm H	SD
29"	31.5"	45"	16"	22"	19.7"

Base finish options: Powder coated in available RAL colors.

LAMY SWIVEL WOOD BASE

B&T



2.8 yd 41 sq.ft

MSRP				
COM/COL&A	B	C	Leather	
\$2,020	\$2,245	\$2,520	\$2,930	
with MEMORY RETURN MECHANISM	\$2,155	\$2,380	\$2,650	\$3,065

DIMENSIONS					
W	D	H	SH	Arm H	SD
29"	32"	33.5"	16"	22"	19.7"

Wood base can be stained in natural ash, walnut or black colors.

LAMY SWIVEL WOOD w/ HEADREST

B&T



3 yd 42 sq.ft

MSRP				
COM/COL&A	B	C	Leather	
\$2,185	\$2,435	\$2,735	\$3,145	
with MEMORY RETURN MECHANISM	\$2,315	\$2,570	\$2,860	\$3,285

DIMENSIONS					
W	D	H	SH	Arm H	SD
29"	31.5"	45"	16"	22"	19.7"

Base finish options: Powder coated in available RAL colors.

LAMY DOWEL WOOD BASE

B&T



2.8 yd 41 sq.ft

MSRP				
A	B	C	Leather	
\$1,700	\$1,955	\$2,250	\$2,705	

DIMENSIONS					
W	D	H	SH	Arm H	SD
29"	31.5"	33.5"	16"	22"	19.7"

Wood base can be stained in natural ash, walnut or black colors.

LOUNGE CHAIRS

LAMY DOWEL w/ HEADREST

B&T



3 yd 42 sq.ft

MSRP			
COM/COL&A	B	C	Leather
\$1,770	\$2,035	\$2,340	\$2,775

DIMENSIONS					
W	D	H	SH	Arm H	SD
29"	31.5"	45"	16"	22"	19.7"

Wood base can be stained in natural ash, walnut or black colors.

LAMY SLED BASE

B&T



2.8 yd 41 sq.ft

MSRP			
COM/COL&A	B	C	Leather
\$1,625	\$1,865	\$2,160	\$2,605

DIMENSIONS					
W	D	H	SH	Arm H	SD
29"	31.5"	33.5"	16"	22"	19.7"

Base finish options: Powder coated in available RAL colors or polished chrome.

LAMY SLED w/ HEADREST

B&T



3 yd 42 sq.ft

MSRP			
COM/COL&A	B	C	Leather
\$1,780	\$2,040	\$2,350	\$2,785

DIMENSIONS					
W	D	H	SH	Arm H	SD
29"	31.5"	45"	16"	22"	19.7"

Base finish options: Powder coated in available RAL colors or polished chrome.

LAMY DOWEL METAL BASE

B&T



2.8 yd 41 sq.ft

MSRP			
COM/COL&A	B	C	Leather
\$1,625	\$1,865	\$2,160	\$2,605

DIMENSIONS					
W	D	H	SH	Arm H	SD
29"	31.5"	33.5"	16"	22"	19.7"

Base finish options: Powder coated in available RAL colors or polished chrome.

LOUNGE CHAIRS

LAMY DOWEL METAL BASE w/HEADREST

B&T



3 yd ✪ 42 sq.ft

MSRP					
COM/COL&A	B	C	Leather		
\$1,770	\$2,035	\$2,345	\$2,775		
DIMENSIONS					
W	D	H	SH	Arm H	SD
29"	31.5"	45"	16"	22"	19.7"

Base finish options: Powder coated in available RAL colors or polished chrome.

LED

High density foam. Metal legs.

B&T



6 yd ✪ 86 sq.ft

MSRP				
COM/COL&A	B	C	Leather	
\$2,535	\$2,985	\$3,525	\$4,345	
DIMENSIONS				
W	D	H	SH	Arm H
31.5"	27.5"	28.5"	16"	24.5"

Leg finish options: Powder coated in available RAL colors or polished chrome.

MABEL COMFORT

Powder coated swivel metal base.

B&T



7 yd ✪ 97 sq.ft

MSRP				
	COM/COL&A	B	C	Leather
Round Base	\$3,810	\$4,460	\$5,245	\$6,430
4 Legs	\$3,350	\$4,030	\$4,840	\$6,085
DIMENSIONS				
W	D	H	SH	Arm H
38"	33.5"	25"	16"	21"

* Standard version has one curve and one straight arm and has a round base. Two curves and two straight arms versions are available. The tube legs are optional too.

MELIK

BABEL D



MSRP			
METAL			
\$1,625			
DIMENSIONS			
W	D	H	SH
30.3"	28"	28.7"	15"

LOUNGE CHAIRS

MELIK CUSHION LOUNGE CHAIR

BABEL D



MSRP

CHAIR CUSHION

\$250

MORPH

Injection molded contract grade foam.

B&T



5 yd 111 sq.ft

MSRP

COM/COL&A	B	C	Leather
\$3,060	\$3,440	\$3,890	\$7,110

DIMENSIONS

W	D	H	SH
47"	32"	27.5"	15.5"

MOST

Hardwood frame. Metal base.

B&T



5 yd 111 sq.ft

MSRP

COM/COL&A	B	C	Leather
\$3,500	\$4,115	\$4,845	\$7,735

DIMENSIONS

W	D	H	SH	Arm H
41.5"	38"	27"	15.5"	19.5"

NOVA

Galvanized Steel Frame, Outdoor/Indoor, Fully Assembled

KOLLEKTIFF



MSRP

	GALVANIZED	PAD
w/out Armrest	\$670	\$295
w/ Armrest	\$705	\$295

DIMENSIONS

	W	D	H	SH
w/out Armrest	24.4"	23.2"	28"	15.7"
w/ Armrest	26.3"	22.2"	28"	15.7"

LOUNGE CHAIRS

ORA SWIVEL LOUNGE

B&T



5 yd ◊ 110 sq.ft

MSRP				
COM/COL&A	B	C	Leather	
\$2,215	\$2,610	\$3,120	\$3,895	
DIMENSIONS				
W	D	H	SH	Arm H
33.9"	29"	27"	17.9"	27"

OUTO LOUNGE CHAIR

Polypropylene. Air injection technology. In and Outdoor use. UV resistant.

TOOU



MSRP				
PP				
\$270				
DIMENSIONS				
W	D	H	SH	
24"	31.5"	30"	15.5"	

Stackable x 6 pcs

PERA SLED BASE

Injection molded contract grade foam. Various base options.

B&T



1.5 yd ◊ 20 sq.ft

MSRP				
COM/COL&A	B	C	Leather	
\$795	\$925	\$1,080	\$1,265	
DIMENSIONS				
W	D	H	SH	Arm H
23.5"	27.5"	29.5"	16.5"	19"

Base finish options: Powder coated in available RAL colors or polished chrome.

PERA SWIVEL BASE

B&T



1.5 yd ◊ 20 sq.ft

MSRP				
COM/COL&A	B	C	Leather	
\$950	\$1,080	\$1,235	\$1,420	
with MEMORY RETURN MECHANISM	\$1,085	\$1,215	\$1,370	\$1,550
DIMENSIONS				
W	D	H	SH	Arm H
23.5"	27.5"	31"	16.5"	19"

Base finish options: Powder coated in available RAL colors.

LOUNGE CHAIRS

PERA SWIVEL BASE w/ARM

B&T



1.5 yd 20 sq.ft

MSRP			
COM/COL&A	B	C	Leather
\$1,180	\$1,310	\$1,460	\$1,635
with MEMORY RETURN MECHANISM \$1,315	\$1,445	\$1,595	\$1,775

DIMENSIONS					
W	D	H	SH	Arm H	
26"	27.5"	31"	16.5"	24.5"	19"

Base finish options: Powder coated in available RAL colors.

PICK

Hardwood frame. High density foam. Metal legs.

B&T



8 yd 108 sq.ft

MSRP			
COM/COL&A	B	C	Leather
\$3,615	\$4,280	\$5,065	\$6,050

DIMENSIONS				
W	D	H	SH	SD
46"	35.5"	27.5"	16"	25.5"

Base finish options: Powder coated in available RAL colors.

PIU

Hardwood frame. High density foam. Metal legs.

B&T



8 yd 113 sq.ft

MSRP			
COM/COL&A	B	C	Leather
\$3,700	\$4,530	\$5,515	\$7,030

DIMENSIONS			
W	D	H	SH
37.5"	33.5"	29"	16"

Base finish options: Powder coated in available RAL colors.

PLIE LOUNGE CHAIR

Steel frame painted in polyester powder. Injection moulded foam seat and seatback upholstered in fabric. Indoor use only.

Laminimal



MSRP				
\$ 955				
DIMENSIONS				
W	D	H	SH	Arm Height
25.8"	23.3"	28.7"	17.7"	28.2"

LOUNGE CHAIRS

REGO SWIVEL WOOD BASE

Injection molded contract grade foam. Various base options.

B&T



2 yd ⬡ 28 sq.ft

		MSRP			
		COM/COL&A	B	C	Leather
		\$1,890	\$2,080	\$2,315	\$2,675
with MEMORY RETURN MECHANISM		\$2,020	\$2,215	\$2,450	\$2,810

DIMENSIONS					
W	D	H	SH	Arm H	SD
30"	27"	28"	17"	23"	19.3"

REGO SWIVEL METAL BASE

B&T



2 yd ⬡ 28 sq.ft

		MSRP			
		COM/COL&A	B	C	Leather
		\$1,985	\$2,175	\$2,400	\$2,750
with MEMORY RETURN MECHANISM		\$2,120	\$2,305	\$2,535	\$2,885

DIMENSIONS					
W	D	H	SH	Arm H	SD
32"	36"	28"	17"	23"	19.3"

Base finish options: Powder coated in available RAL colors.

REGO EXCLUSIVE SWIVEL WOOD BASE w/ HEADREST

B&T



2.5 yd ⬡ 36 sq.ft

		MSRP			
		COM/COL&A	B	C	Leather
		\$2,125	\$2,375	\$2,680	\$3,145
with MEMORY RETURN MECHANISM		\$2,260	\$2,510	\$2,815	\$3,280

DIMENSIONS					
W	D	H	SH	Arm H	SD
30"	27"	48.7"	17"	23"	19.33"

REGO EXCLUSIVE SWIVEL METAL BASE w/ HEADREST

B&T



2.5 yd ⬡ 36 sq.ft

		MSRP			
		COM/COL&A	B	C	Leather
		\$2,275	\$2,530	\$2,830	\$3,295
with MEMORY RETURN MECHANISM		\$2,405	\$2,665	\$2,970	\$3,430

DIMENSIONS					
W	D	H	SH	Arm H	SD
32.5"	36"	41.7"	17"	23"	19.3"

Base finish options: Powder coated in available RAL colors.

LOUNGE CHAIRS

ROSA

KOLLEKTIFF



MSRP			
ALL METAL		OUTDOOR SEAT CUSHION	
\$ 445		\$ 145	
DIMENSIONS			
W	D	H	SH
32.2"	28"	30"	15"

ROUND SWIVEL METAL BASE

B&T



3.6 yd 41 sq.ft

MSRP				
COM/COL&A	B	C	Leather	
\$2,050	\$2,430	\$2,880	\$3,085	
DIMENSIONS				
W	D	H	SH	Arm H
30.5"	29.5"	26"	16"	24"

Base finish options: Powder coated in available RAL colors.

ROUND PRIVATE W/ SWIVEL SIDE TABLE

Injection molded contract grade foam. Swivel Metal Base & Arm

B&T



4 yd 42 sq.ft

	MSRP			
	COM/COL&A	B	C	Leather
ROUND PRIVATE	\$2,765	\$3,135	\$3,580	\$3,830
w LAMINATE TABLET ARM	\$3,110	\$3,475	\$3,915	\$4,170
w LACQUER TABLET ARM	\$3,230	\$3,600	\$4,040	\$4,295
w VENEER TABLET ARM	\$3,310	\$3,680	\$4,125	\$4,375

DIMENSIONS				
W	D	H	SH	Arm H
35"	34.5"	47"	16"	24"

SATAO

Steel frame painted in polyester powder. Suitable for outdoor use.

Laminimal



MSRP				
POWDER COATED		OUTDOOR SEAT CUSHION		
\$ 520		\$ 170		
DIMENSIONS				
W	D	H	SH	Arm H
26.5"	25"	32.3"	17"	24.4"

LOUNGE CHAIRS

SENSU

Eco plastic structure
Optional seat cushion and cover

TOOU



MSRP			
PP CHAIR	CUSHION		
\$390	Sunbrella Fabric Seat Cover		\$410
	Standard Fabric Seat Cover		\$310
	Sunbrella Cushion		\$205
	Standard Cushion		\$160

DIMENSIONS				
W	D	H	SH	
29"	26.5"	33"	14.5"	

STELO LOUNGE

Steel frame painted in polyester powder.
Stackable up to 4 pieces.

Laminimal



0.9 yd

MSRP				
UPHOLSTERED				
\$ 590			\$ 655	

DIMENSIONS				
W	D	H	SH	SH
24.6"	21.2"	29.8"	29.8"	25.9"

TASCA

Upholstered Foam Seat and Back Black Metal Frame

TOOU



- # 1.5 yd ☼ 23 sq.ft Lounge Chair
- # 1.5 yd ☼ 23 sq.ft Pillow
- # 1.5 yd ☼ 23 sq.ft Ottoman

MSRP				
	Standard Fabric	Eco Leather	Gabriel Fabric	COM
Lounge Chair	\$590	\$660	\$730	\$950
Ottoman	\$340	\$375	\$410	\$615
Pillow	\$70	\$85	\$120	\$205

DIMENSIONS				
W	D	H	SH	
24"	26.5"	31"	16.5"	

LOUNGE CHAIRS

TO BE

Injection molded contract grade foam. Solid wood base.

B&T



3 yd 37 sq.ft

MSRP					
COM/COL&A	B	C	Leather		
\$1,900	\$2,170	\$2,495	\$3,100		
DIMENSIONS					
W	D	H	SH	Arm H	SD
30"	28.5"	31"	16"	22.5"	18.5"

UNIA

Steel frame painted in polyester powder.
Bentwood seat and seatback padded and upholstered in fabric or eco leather.

Laminimal



MSRP			
A			
\$ 1,065			
DIMENSIONS			
W	D	H	SH
27.5"	25"	35"	18.5"

OTTOMAN and FOOTSTOOLS

BOXER

Hardwood frame. High density foam. Swivel metal base. Fully assembled.

B&T



#2.2 yd ✪ 22 sq.ft


MSRP			
COM/COL&A	B	C	Leather
\$945	\$1,060	\$1,200	\$1,420

DIMENSIONS		
W	D	H
16.6"	16.5"	16.5"

FLINT LARGE

Injection molded contract grade foam.

B&T



#7.5 yd ✪ x

MSRP			
COM/COL&A	B	C	Leather
\$3,895	\$4,920	\$6,155	-

DIMENSIONS		
W	D	H
44.5"	57"	15.5"

FLINT MEDIUM

B&T



#5.5 yd ✪ x

MSRP			
COM/COL&A	B	C	Leather
\$2,770	\$3,645	\$4,685	-

DIMENSIONS		
W	D	H
34"	39.5"	15.5"

FLINT SMALL

B&T



#2.4 yd ✪ x

MSRP			
COM/COL&A	B	C	Leather
\$1,390	\$1,800	\$2,280	-

DIMENSIONS		
W	D	H
21.5"	29.5"	15.5"

OTTOMAN and FOOTSTOOLS

JOS POUF

BABEL D



MSRP		
METAL	PAD	
\$ 945	\$ 295	

DIMENSIONS		
W	D	H
27.6"	22.8"	19.7"

LAMY SHEET or SLED METAL BASE

Injection molded contract grade foam. Various base options.

B&T



#0.6 yd 1 sq.ft

MSRP			
COM/COL&A	B	C	Leather
\$1,055	\$1,115	\$1,190	\$1,300

DIMENSIONS		
W	D	SH
18"	17.5"	16.5"

LAMY DOWEL BASE (Wood or Metal)

Injection molded contract grade foam. Various base options.

B&T



#0.60 yd 1 sq.ft

MSRP				
	COM/COL&A	B	C	Leather
WOOD	\$730	\$790	\$865	\$980
METAL	\$765	\$830	\$910	\$1,030

DIMENSIONS		
W	D	SH
18"	17.5"	16.5"

MAY

B&T



2 yd 22 sq.ft

MSRP			
COM/COL&A	B	C	Leather
\$830	\$960	\$1,105	X

DIMENSIONS		
W	D	H
19.5"	16.8"	19"

OTTOMAN and FOOTSTOOLS

MENTOR

B&T



1 yd 11 sq.ft

MSRP			
COM/COL&A	B	C	Leather
\$1,130	\$1,215	\$1,320	\$1,425

DIMENSIONS			
W	D	H	SH
24.5"	21"	15.8"	18"

OUTO HOCKER

Polypropylene. Air injection technology. In and Outdoor use. UV resistant.

TOOU



MSRP			
PP			
\$ 120			

DIMENSIONS			
W	D	H	SH
19"	19"	32.5"	19"

Stackable x 8 pcs

PA.HE.KO

Polypropylene. UV resistant.

TOOU



MSRP		
PP		
\$ 130		

DIMENSIONS		
W	D	H
12"	12"	17.5"

PA.HE.KO

TOOU



MSRP		
PP		
\$ 130		

DIMENSIONS		
W	D	H
12"	12"	17.5"

OTTOMAN and FOOTSTOOLS

PA.HE.KO

TOOU



MSRP		
PP		
\$ 130		
DIMENSIONS		
W	D	H
12"	12"	17.5"

PI

Injection molded contract grade foam.

B&T



1.8 yd ✪ 27 sq.ft

MSRP			
COM/COL&A	B	C	Leather
\$770	\$970	\$1,205	x
DIMENSIONS			
W	D	H	
19"	15"	17.5"	

REGO

Solid wood and metal structure. Solid wood or metal base. Swivel

B&T



0.9 yd ✪ 12 sq.ft

MSRP				
	COM/COL&A	B	C	Leather
Wood Base	\$985	\$1,060	\$1,215	\$1,380
Metal Base	\$1,095	\$1,180	\$1,290	\$1,390
DIMENSIONS				
	W	D	H	SD
	24.5"	20.5"	15.7"	18"

ROLLER POUFFE

Hardwood frame. High density foam. Swivel top part. Fully assembled.

B&T



1.1 yd ✪ 22 sq.ft

MSRP			
COM/COL&A	B	C	Leather
\$760	\$865	\$1,000	\$1,200
DIMENSIONS			
W	D	H	SH
14"	14"	16"	X

OTTOMAN and FOOTSTOOLS

TASCA

Upholstered Foam Seat and Back Black Metal Frame

TOOU



1 yd ✨ 13 sq.ft1

MSRP			
Standard Fabric	Eco Leather	Gabriel Fabric	COM
\$340	\$375	\$410	\$615

DIMENSIONS		
W	D	H
24"	20"	17"

ZEN

B&T



1.2 yd ✨ 16 sq.ft1

	MSRP			
	COM/COL&A	B	C	Leather
POUF 60	\$1,525	\$1,670	\$1,850	\$2,120
POUF 80	\$1,820	\$1,995	\$2,210	\$2,530
POUF 100	\$2,260	\$2,465	\$2,710	\$3,090

DIMENSIONS			
W	D	H	SH
23.5" dia	31.5" dia	16.9"	16.9"

ZENGER

Injection molded contract grade foam.

B&T



MSRP			
COM/COL&A	B	C	Leather
\$1,030	\$1,245	\$1,550	\$1,830

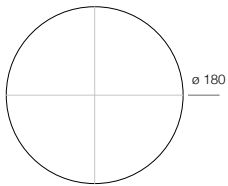
DIMENSIONS			
W	D	H	SH
16"	14.5"	19"	X

Co-Seating / Co-Working



DRAGE ROUND 180

B&T



8 yd ✪ 105 sq.ft

MSRP

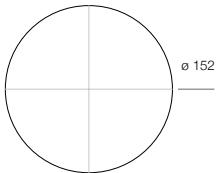
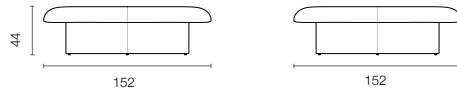
COM/COL&A	CLASS B	CLASS C	Real Leather
\$4,610	\$5,400	\$6,335	\$7,770

DIMENSIONS

W	D	H	Seat Depth	Seat Height
70.8"	70.8"	16.5"	70.8"	16.5"

DRAGE ROUND 152

B&T



7 yd ✪ 89 sq.ft

MSRP

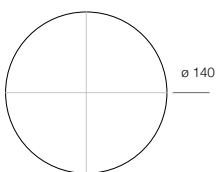
COM/COL&A	CLASS B	CLASS C	Real Leather
\$3,640	\$4,300	\$5,090	\$6,295

DIMENSIONS

W	D	H	Seat Depth	Seat Height
59.8"	59.8"	16.5"	59.8"	16.5"

DRAGE ROUND 140

B&T



6 yd ✪ 81 sq.ft

MSRP

COM/COL&A	CLASS B	CLASS C	Real Leather
\$3,250	\$3,845	\$4,565	\$5,660

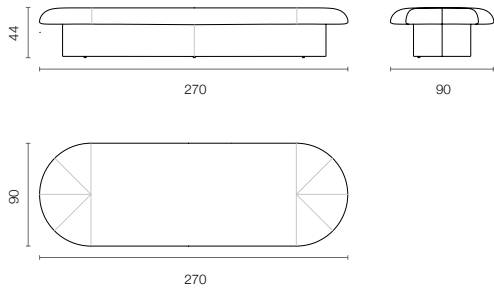
DIMENSIONS

W	D	H	Seat Depth	Seat Height
55"	55"	16.5"	55"	16.5"

Co-Seating / Co-Working

DRAGE STRAIGHT 270

B&T

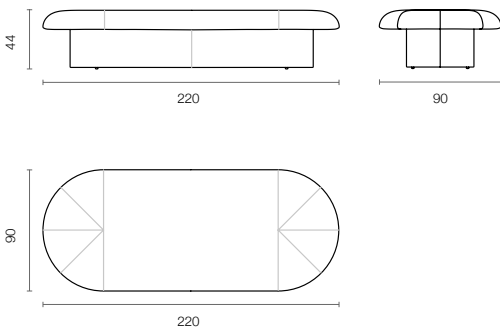


7 yd ✪ 86 sq.ft

MSRP				
COM/COL&A	CLASS B	CLASS C	Real Leather	
\$3,865	\$4,500	\$5,265	\$6,335	
DIMENSIONS				
W	D	H	Seat Depth	Seat Height
106"	35.4"	16.5"	35.4"	16.5"

DRAGE STRAIGHT 220

B&T

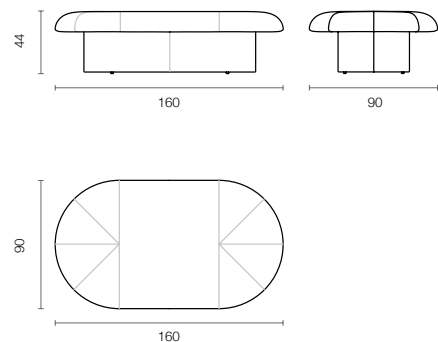


6 yd ✪ 70 sq.ft

MSRP				
COM/COL&A	CLASS B	CLASS C	Real Leather	
\$3,330	\$3,845	\$4,470	\$5,410	
DIMENSIONS				
W	D	H	Seat Depth	Seat Height
86.6"	35.4"	16.5"	35.4"	16.5"

DRAGE STRAIGHT 160

B&T



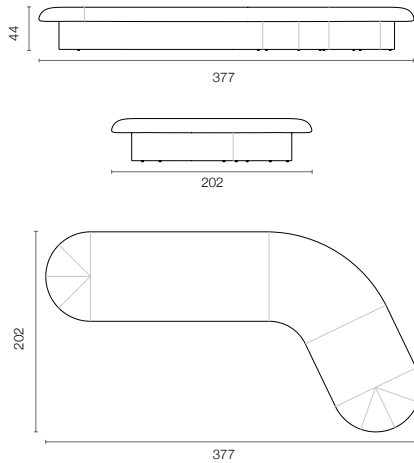
5 yd ✪ 60 sq.ft

MSRP				
COM/COL&A	CLASS B	CLASS C	Real Leather	
\$2,500	\$2,890	\$3,360	\$4,065	
DIMENSIONS				
W	D	H	Seat Depth	Seat Height
63"	35.4"	16.5"	35.4"	16.5"

Co-Seating / Co-Working

DRAGE CORNER 377

B&T



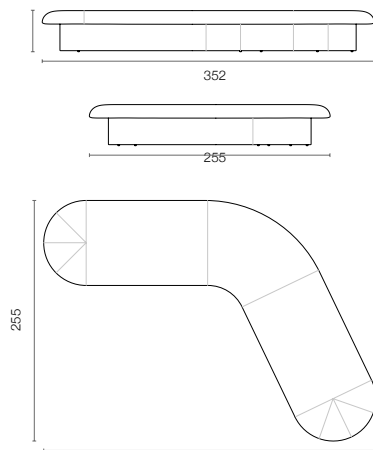
11 yd 🪵 159 sq.ft

MSRP			
COM/COL&A	CLASS B	CLASS C	Real Leather
\$7,645	\$8,755	\$10,085	\$12,120

DIMENSIONS				
W	D	H	Seat Depth	Seat Height
148.5"	80"	16.5"	35.4"	16.5"

DRAGE CORNER 352

B&T



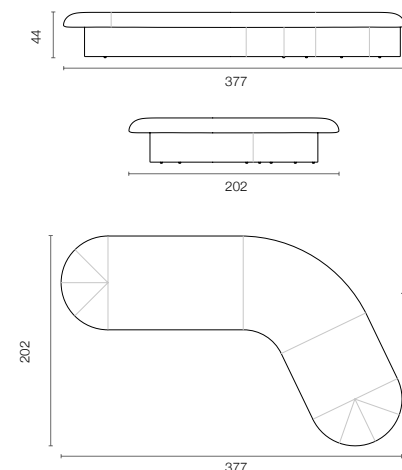
11 yd 🪵 159 sq.ft

MSRP			
COM/COL&A	CLASS B	CLASS C	Real Leather
\$7,965	\$9,100	\$10,460	\$12,540

DIMENSIONS				
W	D	H	Seat Depth	Seat Height
128"	101.3"	16.5"	35.4"	16.5"

DRAGE CORNER 327

B&T



9 yd 🪵 139 sq.ft

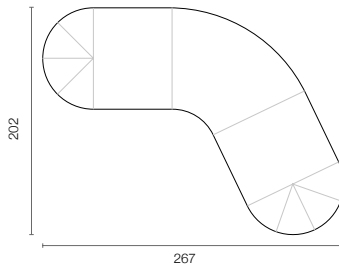
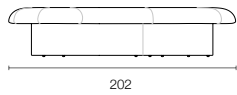
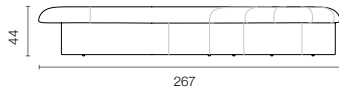
MSRP			
COM/COL&A	CLASS B	CLASS C	Real Leather
\$6,830	\$7,825	\$9,010	\$10,820

DIMENSIONS				
W	D	H	Seat Depth	Seat Height
128.7"	79.9"	16.5"	35.4"	16.5"

Co-Seating / Co-Working

DRAGE CORNER 267

B&T



8 yd 122 sq.ft

MSRP			
COM/COL&A	CLASS B	CLASS C	Real Leather
\$5,955	\$6,825	\$7,860	\$9,455

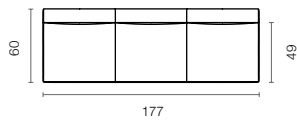
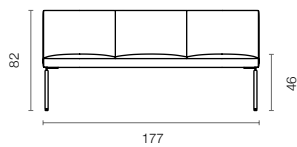
DIMENSIONS				
W	D	H	Seat Depth	Seat Height
105"	79.9"	16.5"	35.4"	16.5"

Co-Seating / Co-Working



LOFT MODULAR L3B Triple w Back

B&T

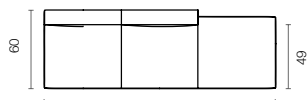
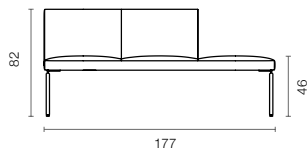


2 yd ⬡ 27 sq.ft

MSRP			
COM/COL&A	B	C	Real Leather
\$2,790	\$3,140	\$3,550	\$4,055

LOFT MODULAR L32R Triple w Two Right Back

B&T



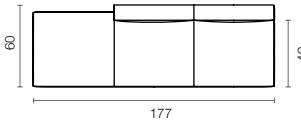
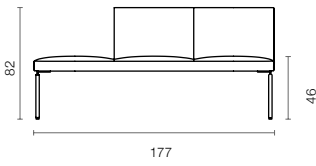
3 yd ⬡ 37 sq.ft

MSRP			
COM/COL&A	B	C	Real Leather
\$2,220	\$2,520	\$2,880	\$3,325

Co-Seating / Co-Working

LOFT MODULAR L32L Triple w Two Left Back

B&T



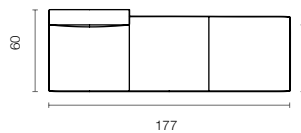
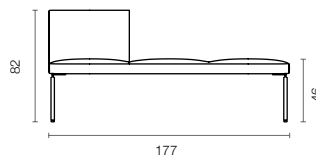
3 yd 🌟 37 sq.ft

MSRP

COM/COL&A	B	C	Real Leather
\$2,220	\$2,520	\$2,880	\$3,325

LOFT MODULAR L31R Triple w Right Back

B&T



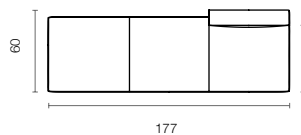
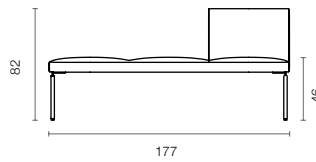
3 yd 🌟 37 sq.ft

MSRP

COM/COL&A	B	C	Real Leather
\$1,885	\$2,100	\$2,345	\$2,650

LOFT MODULAR L31L Triple w Left Back

B&T



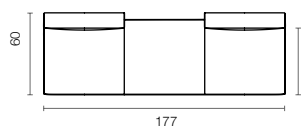
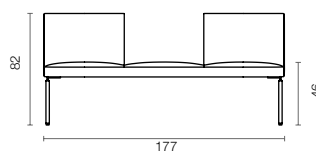
2 yd 🌟 27 sq.ft

MSRP

COM/COL&A	B	C	Real Leather
\$1,885	\$2,100	\$2,345	\$2,650

LOFT MODULAR L31R1L Triple w One Right One Left Back

B&T



3 yd 🌟 37 sq.ft

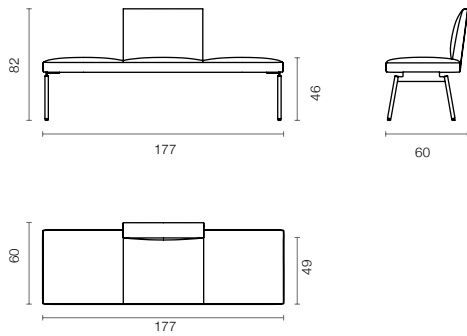
MSRP

COM/COL&A	B	C	Real Leather
\$2,220	\$2,465	\$2,755	\$3,110

Co-Seating / Co-Working

LOFT MODULAR L31M Triple w Middle Back

B&T

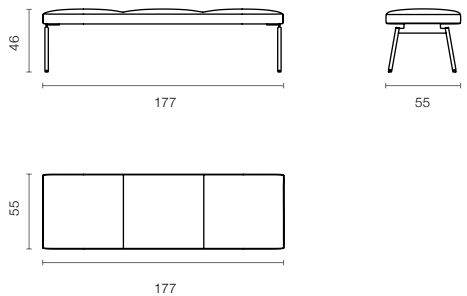


3 yd 🏠 37 sq.ft

MSRP			
COM/COL&A	B	C	Real Leather
\$2,110	\$2,400	\$2,745	\$3,160

LOFT MODULAR L3P Triple

B&T

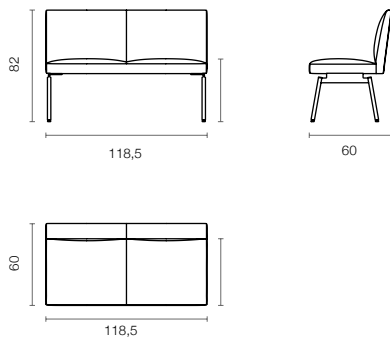


2 yd 🏠 22 sq.ft

MSRP			
COM/COL&A	B	C	Real Leather
\$1,720	\$1,945	\$2,200	\$2,525

LOFT MODULAR L2B Double w Back

B&T

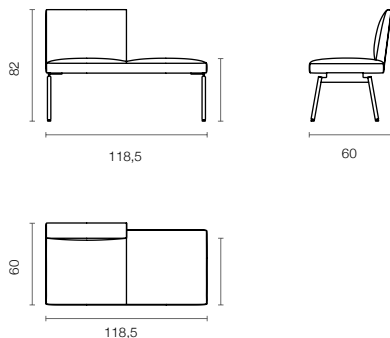


2 yd 🏠 30 sq.ft

MSRP			
COM/COL&A	B	C	Real Leather
\$1,920	\$2,150	\$2,425	\$2,765

LOFT MODULAR L21R Double w Right Back

B&T



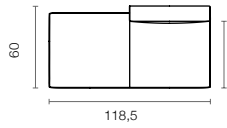
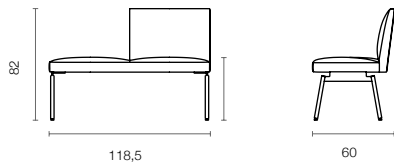
2 yd 🏠 24 sq.ft

MSRP			
COM/COL&A	B	C	Real Leather
\$1,760	\$1,945	\$2,160	\$2,430

Co-Seating / Co-Working

LOFT MODULAR L21L Double w Left Back

B&T

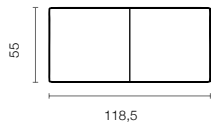
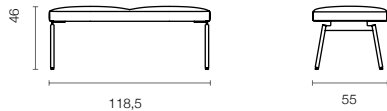


2 yd ☼ 24 sq.ft

MSRP			
COM/COL&A	B	C	Real Leather
\$1,760	\$1,945	\$2,160	\$2,430

LOFT MODULAR L2P Double

B&T

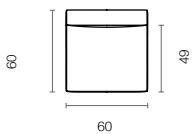
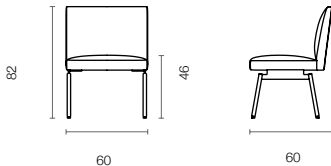


1 yd ☼ 18 sq.ft

MSRP			
COM/COL&A	B	C	Real Leather
\$1,540	\$1,680	\$1,845	\$2,055

LOFT MODULAR L1B Single w Back

B&T

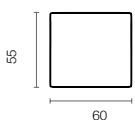
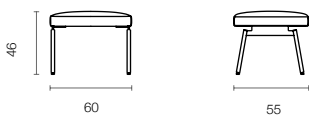


1 yd ☼ 15 sq.ft

MSRP			
COM/COL&A	B	C	Real Leather
\$1,465	\$1,580	\$1,720	\$1,890

LOFT MODULAR L1P Single

B&T



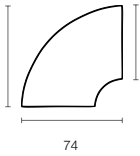
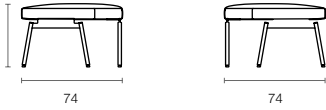
0.7 yd ☼ 18 sq.ft

MSRP			
COM/COL&A	B	C	Real Leather
\$1,390	\$1,470	\$1,570	\$1,695

Co-Seating / Co-Working

LOFT MODULAR LC Corner Round Module

B&T

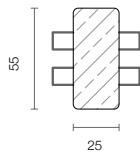



#0.4 yd 6 sq.ft

MSRP			
COM/COL&A	B	C	Real Leather
\$1,500	\$1,675	\$1,880	\$2,135

LOFT MODULAR SIDE / MIDDLE TABLE - LC4

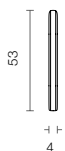
B&T



MSRP			
Laminate 0.70"	Lacquer 0.70"	Veneer 0.70"	Fenix 0.70"
\$200	\$255	\$305	\$270

LOFT MODULAR ARM - LA

B&T



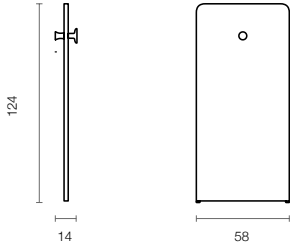
1 yd 21 sq.ft

MSRP			
COM/COL&A	B	C	Real Leather
\$895	\$945	\$1,000	\$1,080

Co-Seating / Co-Working

LOFT MODULAR SEPARATOR WITH WOODEN HANGER - LP

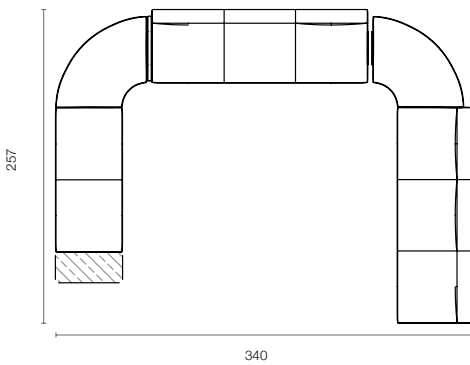
B&T



MSRP			
COM/COL&A	B	C	Real Leather
\$1,265	\$1,420	\$1,610	\$1,880

LOFT MODULAR PLAN 01

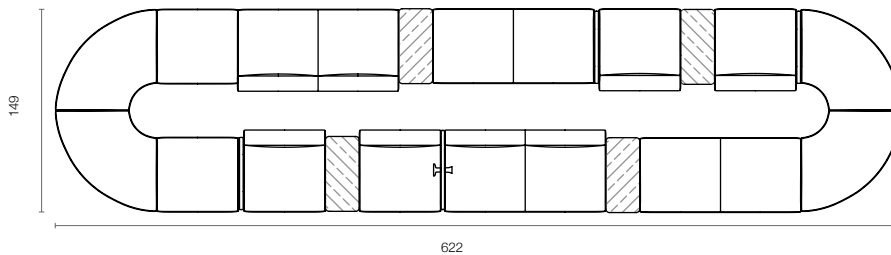
B&T



MSRP			
COM/COL&A	B	C	Real Leather
\$11,925 + LC4	\$13,190 + LC4	\$14,710 + LC4	\$16,595 + LC4

LOFT MODULAR PLAN 02

B&T

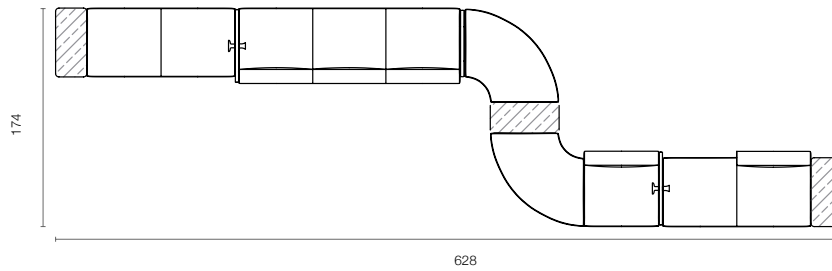


MSRP			
COM/COL&A	B	C	Real Leather
\$ 24,460 + 4 LC4	\$ 26,800 + 4 LC4	\$ 29,605 + 4 LC4	\$ 33,135+ 4 LC4

Co-Seating / Co-Working

LOFT MODULAR PLAN 03

B&T

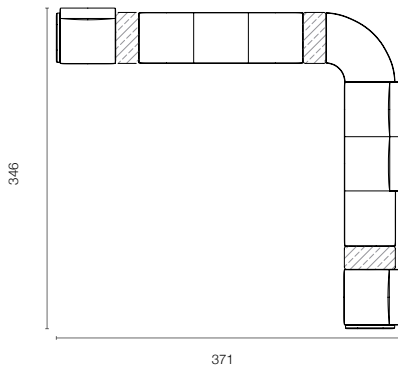


MSRP

COM/COL&A	B	C	Real Leather
\$ 14,000 + 3 LC4	\$ 15,485 + 3 LC4	\$ 17,265 + 3 LC4	\$ 19,550 + 3 LC4

LOFT MODULAR PLAN 04

B&T

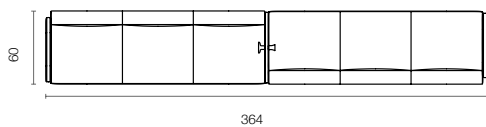


MSRP

COM/COL&A	B	C	Real Leather
\$10,170 + 3 LC4	\$11,195 + 3 LC4	\$12,415 + 3 LC4	\$13,940 + 3 LC4

LOFT MODULAR PLAN 05

B&T

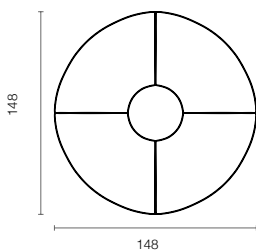


MSRP

COM/COL&A	B	C	Real Leather
\$8,640	\$9,580	\$10,705	\$12,150

LOFT MODULAR PLAN 06

B&T



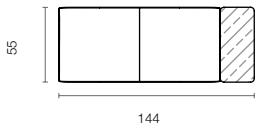
MSRP

COM/COL&A	B	C	Real Leather
\$6,015	\$6,705	\$7,530	\$8,545

Co-Seating / Co-Working

LOFT MODULAR PLAN 07

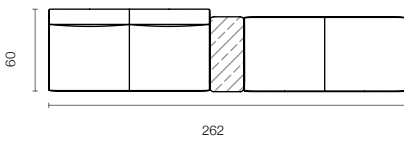
B&T



MSRP			
COM/COL&A	B	C	Real Leather
\$ 1,540 + LC4	\$ 1,680+ LC4	\$ 1,845 + LC4	\$ 2,050+ LC4

LOFT MODULAR PLAN 08

B&T

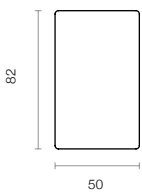


MSRP			
COM/COL&A	B	C	Real Leather
\$3,465 + LC4	\$3,835 + LC4	\$4,280 + LC4	\$4,820 + LC4



MATT MODULES Pouf MTP50

B&T



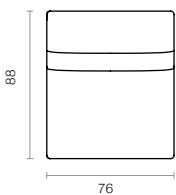
2 yd ✪ 23 sq.ft 🛒 10 kg.

MSRP			
COM/COL&A	B	C	Real Leather
\$1,330	\$1,395	\$1,620	\$1,890

DIMENSIONS		
W	D	H
19.6"	32"	15"

MATT MODULES Module with Back MT75

B&T



4 yd ✪ 45 sq.ft 🛒 16 kg.

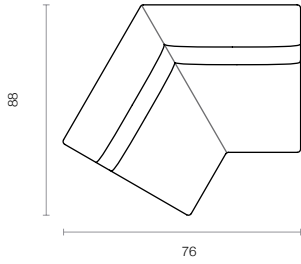
MSRP			
COM/COL&A	B	C	Real Leather
\$2,180	\$2,555	\$3,000	\$3,550

DIMENSIONS		
W	D	H
29.9"	34.6"	27.7"

Co-Seating / Co-Working

MATT MODULES Corner Module MTC

B&T



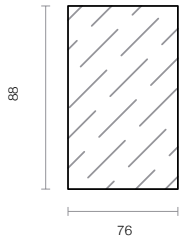
7 yd # 91 sq.ft # 20 kg.

MSRP			
COM/COL&A	B	C	Real Leather
\$3,075	\$3,820	\$4,710	\$5,800

DIMENSIONS		
W	D	H
55.5"	49"	27.7"

MATT MODULES Side Table MTST

B&T



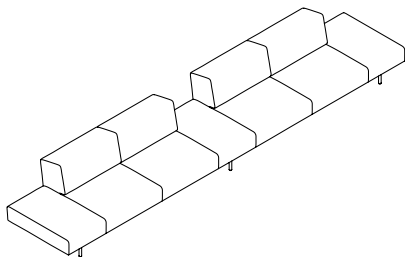
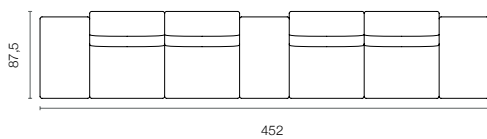
4 kg.

MSRP			
Laminate 2.7"	Lacquer 0.70"	Veneer 0.70"	Fenix 0.70"
\$285	\$500	\$730	\$735

DIMENSIONS		
W	D	H
19"	32"	x

MATT CONFIGURATIONS PLAN 01

B&T



19 yd # 248 sq.ft

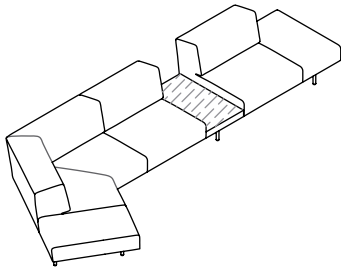
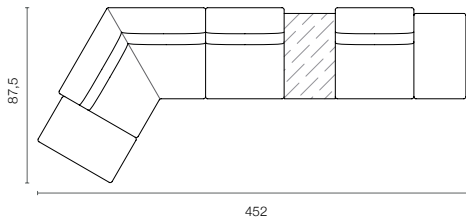
MSRP			
COM/COL&A	CLASS B	CLASS C	Real Leather
\$12,360	\$14,420	\$16,870	\$19,880

DIMENSIONS		
W	D	H
177.9"	34.4"	27.7"

Co-Seating / Co-Working

MATT CONFIGURATIONS PLAN 02

B&T



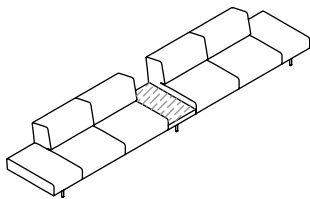
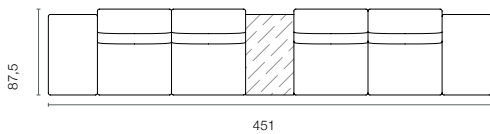
17 yd 📐 227 sq.ft

MSRP			
COM/COL&A	CLASS B	CLASS C	Real Leather
\$9,860 + MTST	\$11,730 + MTST	\$13,955 + MTST	\$16,685 + MTST

DIMENSIONS		
W	D	H
162.5"	66.3"	27.7"

MATT CONFIGURATIONS PLAN 03

B&T



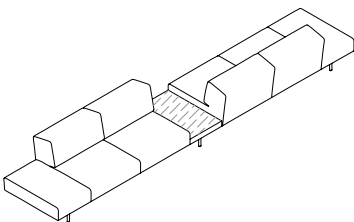
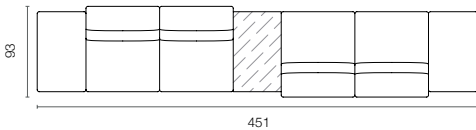
17 yd 📐 227 sq.ft

MSRP			
COM/COL&A	B	C	Real Leather
\$11,145 + MTST	\$13,020 + MTST	\$15,250 + MTST	\$17,985 + MTST

DIMENSIONS		
W	D	H
177.5"	34.4"	27.7"

MATT CONFIGURATIONS PLAN 04

B&T



17 yd 📐 227 sq.ft

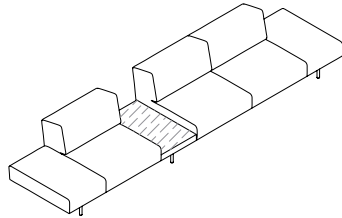
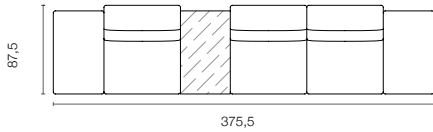
MSRP			
COM/COL&A	B	C	Real Leather
\$11,145 + MTST	\$13,020 + MTST	\$15,250 + MTST	\$17,985 + MTST

DIMENSIONS		
W	D	H
177.5"	36.6"	27.7"

Co-Seating / Co-Working

MATT CONFIGURATIONS PLAN 05

B&T

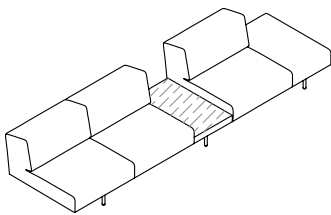
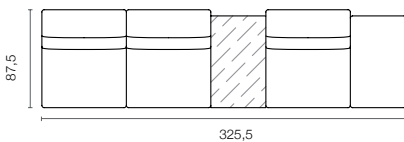


13 yd ⬡ 184 sq.ft

MSRP			
COM/COL&A	B	C	Real Leather
\$8,965 + MTST	\$10,465 + MTST	\$12,245 + MTST	\$14,440 + MTST
DIMENSIONS			
W	D	H	
147.8"	34.4"	27.7"	

MATT CONFIGURATIONS PLAN 06

B&T

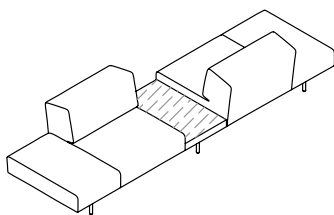
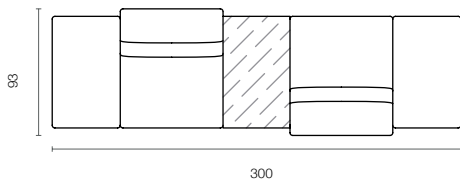


12 yd ⬡ 162 sq.ft

MSRP			
COM/COL&A	B	C	Real Leather
\$7,750 + MTST	\$9,060 + MTST	\$10,625 + MTST	\$12,540 + MTST
DIMENSIONS			
W	D	H	
128"	34.4"	27.7"	

MATT CONFIGURATIONS PLAN 07

B&T



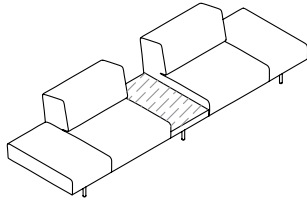
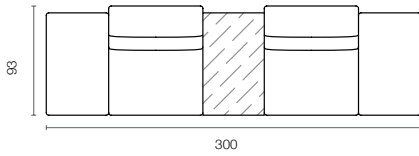
10 yd ⬡ 140 sq.ft

MSRP			
COM/COL&A	B	C	Real Leather
\$6,785 + MTST	\$7,930 + MTST	\$9,245 + MTST	\$10,885 + MTST
DIMENSIONS			
W	D	H	
118"	36.6"	27.7"	

Co-Seating / Co-Working

MATT CONFIGURATIONS PLAN 08

B&T

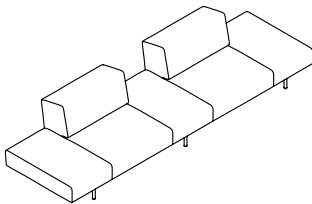
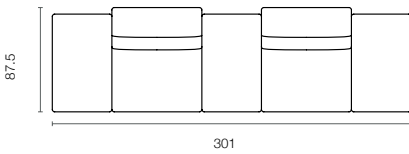


10 yd ◉ 140 sq.ft

MSRP			
COM/COL&A	B	C	Real Leather
\$6,785 + MTST	\$7,905 + MTST	\$9,245 + MTST	\$10,885 + MTST
DIMENSIONS			
W	D	H	
118"	34.4"	27.7"	

MATT CONFIGURATIONS PLAN 09

B&T

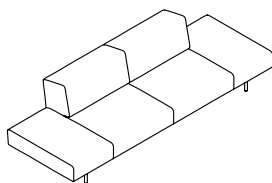
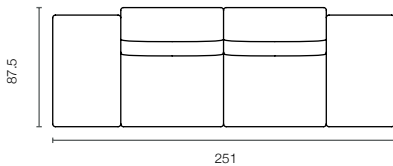


13 yd ◉ 162 sq.ft

MSRP			
COM/COL&A	B	C	Real Leather
\$8,000	\$9,310	\$10,865	\$12,780
DIMENSIONS			
W	D	H	
118.5"	34.4"	27.7"	

MATT CONFIGURATIONS PLAN 10

B&T



10 yd ◉ 140 sq.ft

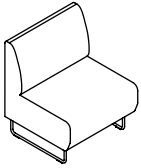
MSRP			
COM/COL&A	B	C	Real Leather
\$6,785	\$7,905	\$9,245	\$10,885
DIMENSIONS			
W	D	H	
98.8"	36.6"	27.7"	

Co-Seating / Co-Working



MILES MS70 - H1

B&T




3 yd ⬡ 45 sq.ft

MSRP			
COM/COL&A	B	C	Real Leather
\$1,750	\$2,040	\$2,400	\$2,940

DIMENSIONS		
W	D	H
27.5"	34.6"	33.4"

MILES MS70 - H2

B&T



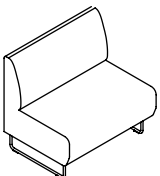
10 yd ⬡ 140 sq.ft

MSRP			
COM/COL&A	B	C	Real Leather
\$2,145	\$2,500	\$2,960	\$3,655

DIMENSIONS		
W	D	H
27.5"	34.6"	49.2"

MILES MS90 - H1

B&T



3 yd ⬡ 39 sq.ft


MSRP			
COM/COL&A	B	C	Real Leather
\$1,970	\$2,305	\$2,715	\$3,365

DIMENSIONS		
W	D	H
47.2"	34.6"	33.4"

Co-Seating / Co-Working

MILES MS90 - H2

B&T



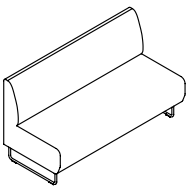
4 yd 🗨 58 sq.ft

MSRP			
COM/COL&A	B	C	Real Leather
\$2,370	\$2,785	\$3,285	\$4,055

DIMENSIONS		
W	D	H
47.2"	34.6"	49.2"

MILES MS150 - H1

B&T



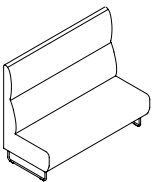
4 yd 🗨 57 sq.ft

MSRP			
COM/COL&A	B	C	Real Leather
\$2,505	\$2,875	\$3,320	\$4,000

DIMENSIONS		
W	D	H
59"	34.6"	33.4"

MILES MS150 - H2

B&T



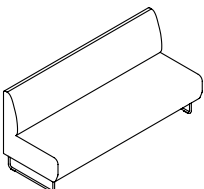
5 yd 🗨 77 sq.ft

MSRP			
COM/COL&A	B	C	Real Leather
\$3,070	\$3,570	\$4,165	\$5,075

DIMENSIONS		
W	D	H
59"	34.6"	49.2"

MILES MS180 - H1

B&T



5 yd 🗨 80 sq.ft

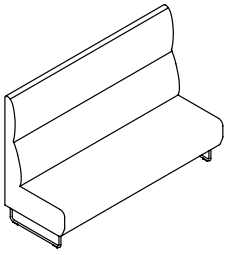
MSRP			
COM/COL&A	B	C	Real Leather
\$2,915	\$3,440	\$4,055	\$4,995

DIMENSIONS		
W	D	H
70.8"	34.6"	33.4"

Co-Seating / Co-Working

MILES MS180 - H2

B&T



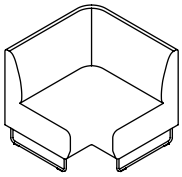
7 yd 🗺 97 sq.ft

MSRP			
COM/COL&A	B	C	Real Leather
\$3,560	\$4,205	\$4,970	\$6,145

DIMENSIONS		
W	D	H
70.8"	34.6"	49.2"

MILES MCCV90 - H1

B&T




6 yd 🗺 81 sq.ft

MSRP			
COM/COL&A	B	C	Real Leather
\$2,750	\$3,275	\$3,915	\$4,880

DIMENSIONS		
W	D	H
35.4"	35.4"	33.4"

MILES MCCV90 - H2

B&T



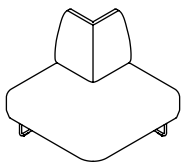
8 yd 🗺 113 sq.ft

MSRP			
COM/COL&A	B	C	Real Leather
\$3,425	\$4,165	\$5,050	\$6,400

DIMENSIONS		
W	D	H
35.4"	35.4"	49.2"

MILES MCCX90 - H1

B&T



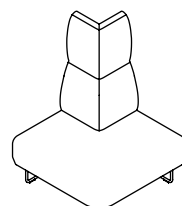
4 yd 🗺 52 sq.ft

MSRP			
COM/COL&A	B	C	Real Leather
\$2,345	\$2,685	\$3,095	\$3,715

DIMENSIONS		
W	D	H
35.4"	35.4"	33.4"

MILES MCCX90 - H2

B&T



10 yd 🗺 140 sq.ft

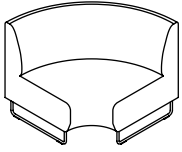
MSRP			
COM/COL&A	B	C	Real Leather
\$2,725	\$3,115	\$3,590	\$4,300

DIMENSIONS		
W	D	H
35.4"	35.4"	49.2"

Co-Seating / Co-Working

MILES MCVR90 - H1

B&T

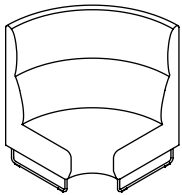


5 yd 80 sq.ft

MSRP			
COM/COL&A	B	C	Real Leather
\$2,810	\$3,335	\$3,955	\$4,910
DIMENSIONS			
W	D	H	
35.4"	35.4"	33.4"	

MILES MCVR90 - H2

B&T

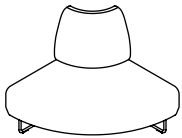


6 yd 90 sq.ft

MSRP			
COM/COL&A	B	C	Real Leather
\$3,215	\$3,800	\$4,495	\$5,565
DIMENSIONS			
W	D	H	
35.4"	35.4"	49.2"	

MILES MCXR90 - H1

B&T

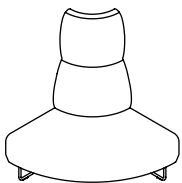


3 yd 51 sq.ft

MSRP			
COM/COL&A	B	C	Real Leather
\$2,425	\$2,755	\$3,150	\$3,755
DIMENSIONS			
W	D	H	
35.4"	35.4"	33.4"	

MILES MCXR90 - H2

B&T




4 yd 58 sq.ft

MSRP			
COM/COL&A	B	C	Real Leather
\$2,810	\$3,190	\$3,645	\$4,345
DIMENSIONS			
W	D	H	
98.8"	36.6"	49.2"	

Co-Seating / Co-Working

MILES M60CVR116 - H1

B&T

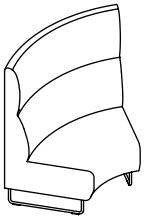


4 yd 🪞 65 sq.ft

MSRP			
COM/COL&A	B	C	Real Leather
\$2,610	\$3,035	\$3,540	\$5,475
DIMENSIONS			
W	D	H	
46.4"	29.5"	33.4"	

MILES M60CVR116 - H2

B&T

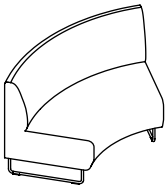


5 yd 🪞 75 sq.ft

MSRP			
COM/COL&A	B	C	Real Leather
\$2,995	\$3,485	\$4,065	\$4,955
DIMENSIONS			
W	D	H	
46.4"	29.5"	49.2"	

MILES M60CVR140 - H1

B&T

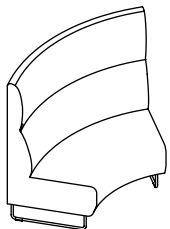


6 yd 🪞 81 sq.ft

MSRP			
COM/COL&A	B	C	Real Leather
\$2,870	\$3,400	\$4,030	\$5,000
DIMENSIONS			
W	D	H	
55.1"	30.7"	33.4"	

MILES M60CVR140 - H2

B&T




7 yd 🪞 106 sq.ft

MSRP			
COM/COL&A	B	C	Real Leather
\$3,425	\$4,115	\$4,945	\$6,210
DIMENSIONS			
W	D	H	
55.1"	30.7"	49.2"	

Co-Seating / Co-Working

MILES M30CVR225 - H1

B&T




5 yd 80 sq.ft

MSRP			
COM/COL&A	B	C	Real Leather
\$2,750	\$3,270	\$3,900	\$4,860

DIMENSIONS		
W	D	H
46.4"	29.1"	33.4"

MILES M30CVR225 - H2

B&T



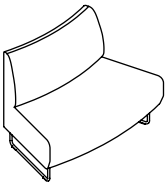
6 yd 90 sq.ft

MSRP			
COM/COL&A	B	C	Real Leather
\$3,100	\$3,680	\$4,370	\$5,435

DIMENSIONS		
W	D	H
46.4"	29.1"	49.2"

MILES M30CXR229 - H1

B&T



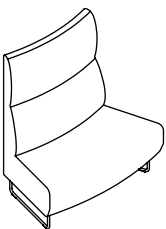
10 yd 140 sq.ft

MSRP			
COM/COL&A	B	C	Real Leather
\$2,700	\$3,130	\$3,635	\$4,410

DIMENSIONS		
W	D	H
98.8"	36.6"	27.7"

MILES M30CXR229 - H2

B&T



10 yd 140 sq.ft


MSRP			
COM/COL&A	B	C	Real Leather
\$2,930	\$3,415	\$4,000	\$4,895

DIMENSIONS		
W	D	H
98.8"	36.6"	27.7"

Co-Seating / Co-Working

MILES M180CXR67 - H1

B&T



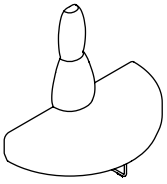
7 yd 🪞 97 sq.ft

MSRP			
COM/COL&A	B	C	Real Leather
\$2,880	\$3,520	\$4,280	\$5,440

DIMENSIONS		
W	D	H
53.5"	26.3"	33.4"

MILES M180CXR67 - H2

B&T



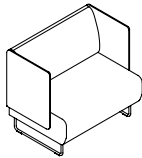
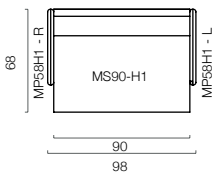
7 yd 🪞 110 sq.ft

MSRP			
COM/COL&A	B	C	Real Leather
\$3,285	\$4,010	\$4,870	\$6,200

DIMENSIONS		
W	D	H
53.5"	26.3"	49.2"

MILES CONFIGURATIONS PLAN 01

B&T



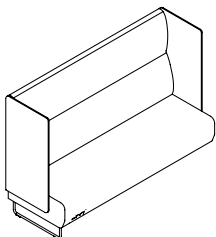
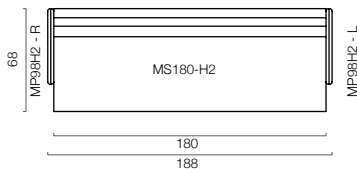
6 yd 🪞 90 sq.ft

MSRP			
COM/COL&A	CLASS B	CLASS C	Real Leather
\$2,745	\$3,365	\$4,320	\$5,285

DIMENSIONS		
W	D	H
38.5"	26.7"	33.4"

MILES CONFIGURATIONS PLAN 02

B&T



11 yd 🪞 167 sq.ft

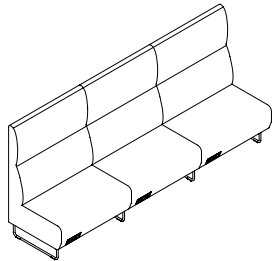
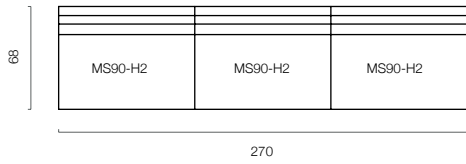
MSRP			
COM/COL&A	CLASS B	CLASS C	Real Leather
\$4,740	\$5,840	\$7,155	\$9,165

DIMENSIONS		
W	D	H
74"	26.7"	49.2"

Co-Seating / Co-Working

MILES CONFIGURATIONS PLAN 03

B&T



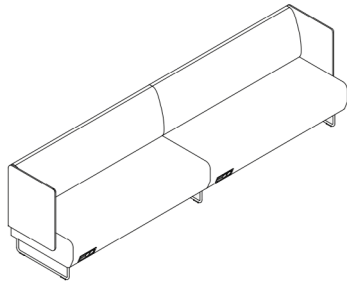

16 yd 239 sq.ft

MSRP			
COM/COL&A	CLASS B	CLASS C	Real Leather
\$7,100	\$8,325	\$9,970	\$12,165

DIMENSIONS		
W	D	H
106.3"	26.7"	49.2"

MILES CONFIGURATIONS PLAN 04

B&T



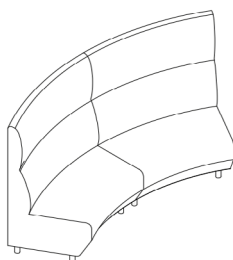
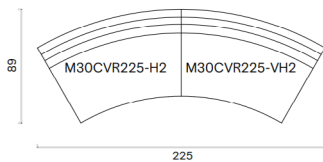
15 yd 224 sq.ft

MSRP			
COM/COL&A	CLASS B	CLASS C	Real Leather
\$5,785	\$6,815	\$8,035	\$9,925

DIMENSIONS		
W	D	H
121.3"	26.7"	33.4"

MILES CONFIGURATIONS PLAN 05

B&T



11 yd 159 sq.ft

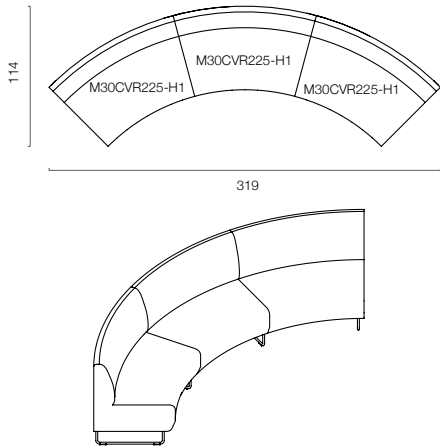
MSRP			
COM/COL&A	CLASS B	CLASS C	Real Leather
\$6,195	\$7,360	\$8,745	\$10,875

DIMENSIONS		
W	D	H
88.5"	35"	49.2"

Co-Seating / Co-Working

MILES CONFIGURATIONS PLAN 06

B&T

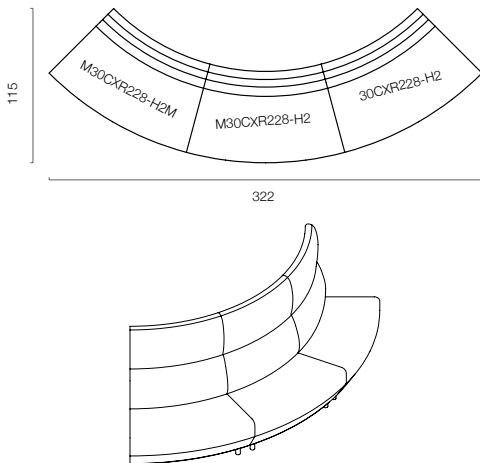


16 yd 🗺️ 239 sq.ft

MSRP			
COM/COL&A	CLASS B	CLASS C	Real Leather
\$8,250	\$9,820	\$11,695	\$14,490
DIMENSIONS			
W	D	H	
125.5"	44.8"	33.4"	

MILES CONFIGURATIONS PLAN 07

B&T

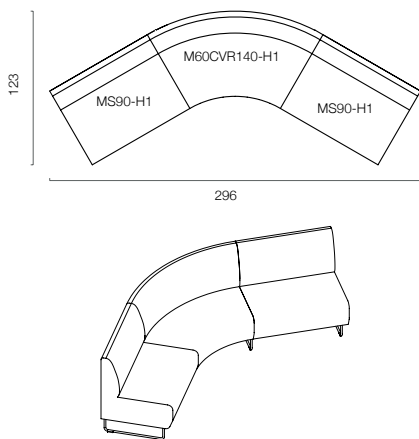


15 yd 🗺️ 224 sq.ft

MSRP			
COM/COL&A	CLASS B	CLASS C	Real Leather
\$8,790	\$10,250	\$12,000	\$14,675
DIMENSIONS			
W	D	H	
126.7"	45.2"	49.2"	

MILES CONFIGURATIONS PLAN 08

B&T



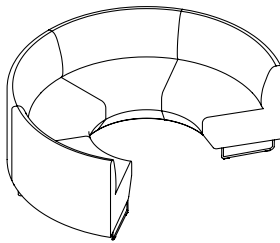
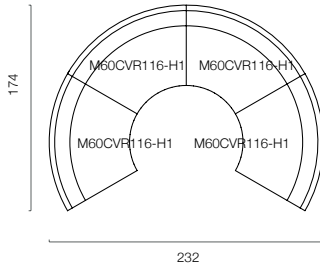
11 yd 🗺️ 159 sq.ft

MSRP			
COM/COL&A	CLASS B	CLASS C	Real Leather
\$6,810	\$8,005	\$9,460	\$11,730
DIMENSIONS			
W	D	H	
116.5"	48.4"	33.4"	

Co-Seating / Co-Working

MILES CONFIGURATIONS PLAN 09

B&T



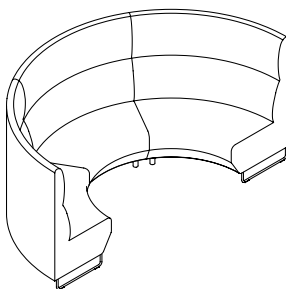
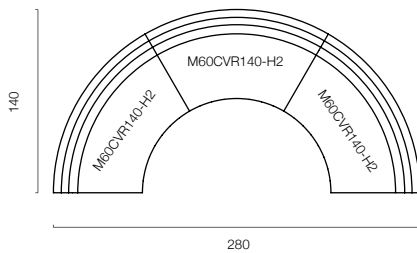
18 yd 259 sq.ft

MSRP			
COM/COL&A	CLASS B	CLASS C	Real Leather
\$10,440	\$12,145	\$14,180	\$17,290

DIMENSIONS		
W	D	H
91.3"	68.5"	33.4"

MILES CONFIGURATIONS PLAN 10

B&T



21 yd 316 sq.ft

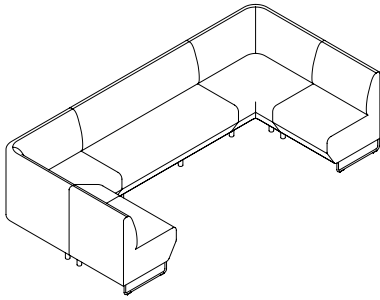
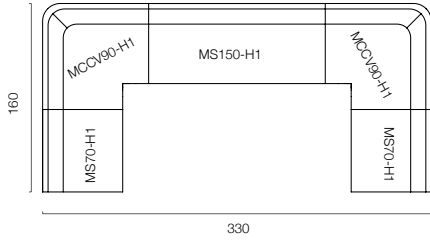
MSRP			
COM/COL&A	CLASS B	CLASS C	Real Leather
\$10,280	\$12,355	\$14,840	\$18,630

DIMENSIONS		
W	D	H
110.2"	55.1"	49.2"

Co-Seating / Co-Working

MILES CONFIGURATIONS PLAN 11

B&T



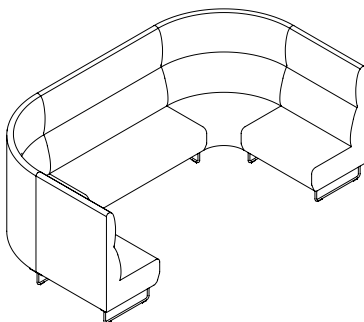
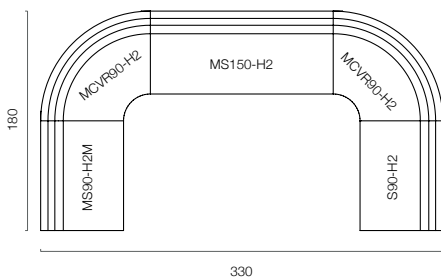
21 yd 310 sq.ft

MSRP			
COM/COL&A	CLASS B	CLASS C	Real Leather
\$11,500	\$13,525	\$15,940	\$19,640

DIMENSIONS		
W	D	H
129.9"	63"	33.4"

MILES CONFIGURATIONS PLAN 12

B&T



25 yd 372 sq.ft

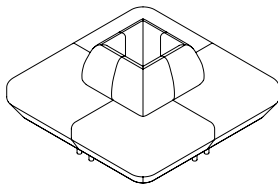
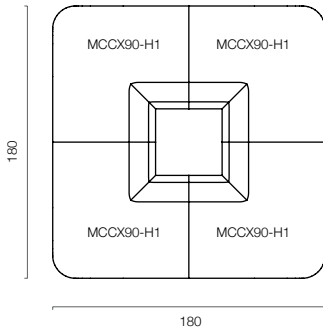
MSRP			
COM/COL&A	CLASS B	CLASS C	Real Leather
\$14,235	\$16,720	\$19,735	\$24,320

DIMENSIONS		
W	D	H
129.9"	70.8"	49.2"

Co-Seating / Co-Working

MILES CONFIGURATIONS PLAN 13

B&T



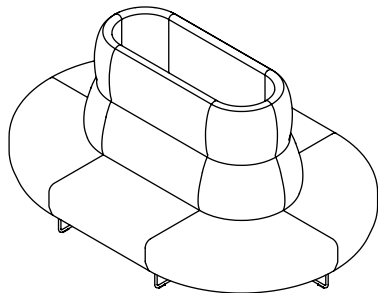
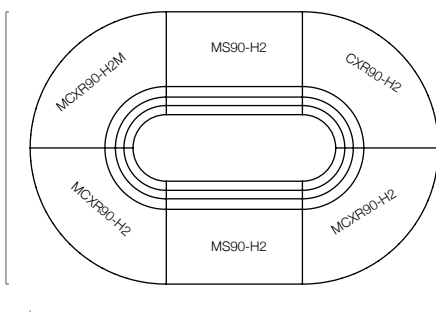
14 yd 207 sq.ft

MSRP			
COM/COL&A	CLASS B	CLASS C	Real Leather
\$9,395	\$10,745	\$12,380	\$14,865

DIMENSIONS		
W	D	H
70.8"	70.8"	33.4"

MILES CONFIGURATIONS PLAN 14

B&T



24 yd 350 sq.ft

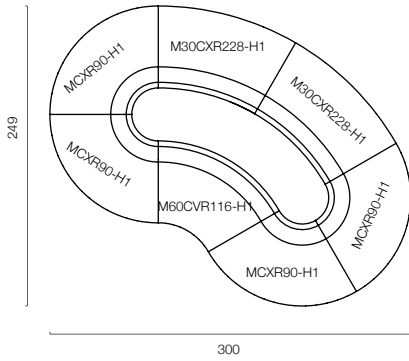
MSRP			
COM/COL&A	CLASS B	CLASS C	Real Leather
\$15,970	\$18,310	\$21,160	\$25,490

DIMENSIONS		
W	D	H
106.3"	70.8"	33.4"

Co-Seating / Co-Working

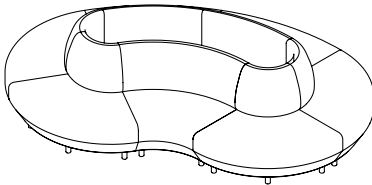
MILES CONFIGURATIONS PLAN 15

B&T



MSRP			
COM/COL&A	CLASS B	CLASS C	Real Leather
\$17,725	\$20,320	\$23,420	\$28,160

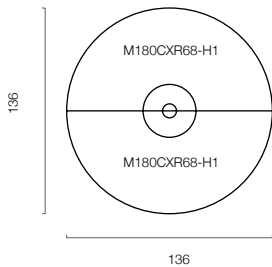
DIMENSIONS		
W	D	H
118.1"	98"	33.4"



27 yd 🏠 395 sq.ft

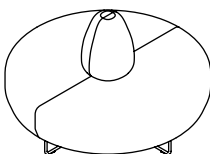
MILES CONFIGURATIONS PLAN 16

B&T



MSRP			
COM/COL&A	CLASS B	CLASS C	Real Leather
\$5,760	\$7,040	\$8,555	\$10,880

DIMENSIONS		
W	D	H
53.5"	53.5"	33.4"

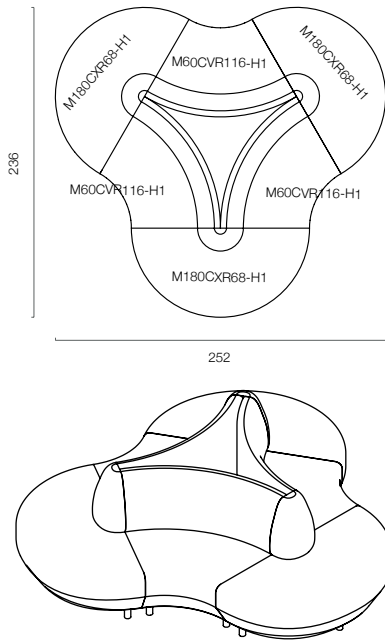


13 yd 🏠 194 sq.ft

Co-Seating / Co-Working

MILES CONFIGURATIONS PLAN 17

B&T



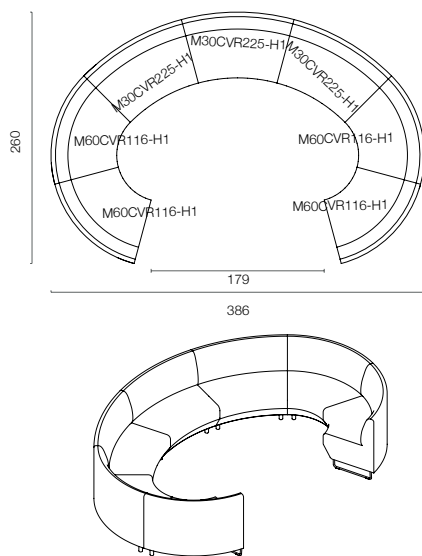
MSRP			
COM/COL&A	CLASS B	CLASS C	Real Leather
\$16,475	\$19,665	\$23,465	\$29,290

DIMENSIONS		
W	D	H
99.2"	93"	33.4"

33 yd 486 sq.ft

MILES CONFIGURATIONS PLAN 18

B&T



MSRP			
COM/COL&A	CLASS B	CLASS C	Real Leather
\$18,695	\$21,970	\$25,875	\$31,855

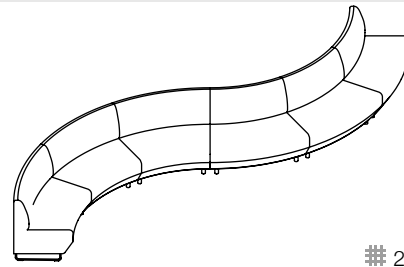
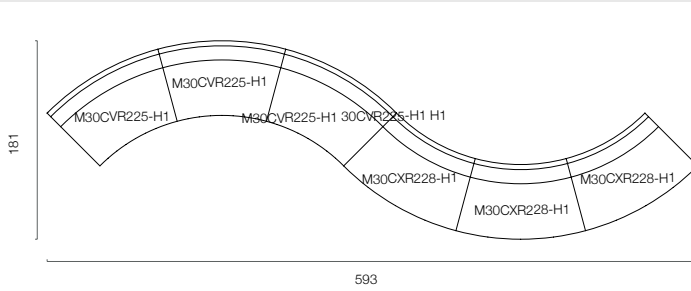
DIMENSIONS		
W	D	H
152"	102.3"	33.4"

34 yd 498 sq.ft

Co-Seating / Co-Working

MILES CONFIGURATIONS PLAN 19

B&T



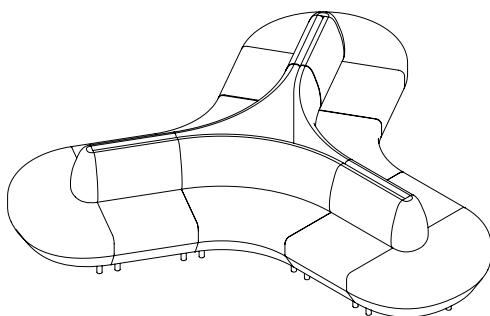
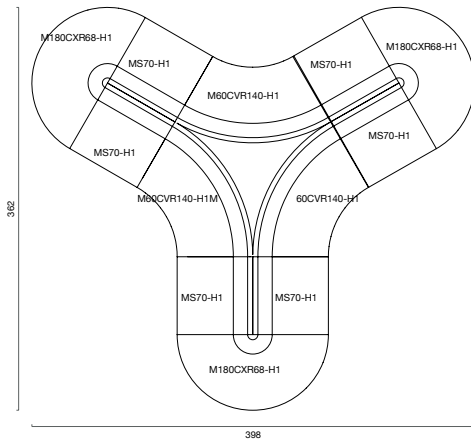
29 yd 431 sq.ft

MSRP			
COM/COL&A	CLASS B	CLASS C	Real Leather
\$16,365	\$19,210	\$22,610	\$27,805

DIMENSIONS		
W	D	H
233.4"	71.2"	33.4"

MILES CONFIGURATIONS PLAN 20

B&T



54 yd 804 sq.ft

MSRP			
COM/COL&A	CLASS B	CLASS C	Real Leather
\$27,715	\$33,000	\$39,300	\$48,960

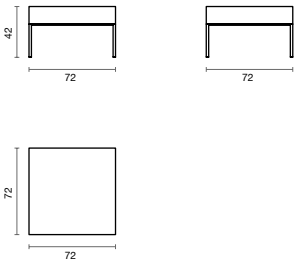
DIMENSIONS		
W	D	H
156.7"	143"	33.4"

Co-Seating / Co-Working



NODA MODULES P1

B&T

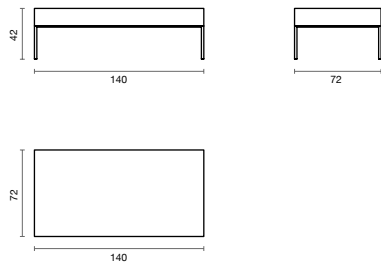


MSRP				
COM/COL&A	CLASS B	CLASS C	Real Leather	
\$1,370	\$1,500	\$1,660	\$1,905	
DIMENSIONS				
W	D	H	SD	SH
28.3"	28.3"	16.5"	28.3"	16.5"

1 yd ☼ 17 sq.ft

NODA MODULES P2

B&T

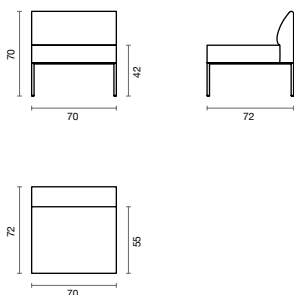


MSRP				
COM/COL&A	CLASS B	CLASS C	Real Leather	
\$2,005	\$2,175	\$2,370	\$2,675	
DIMENSIONS				
W	D	H	SD	SH
55.1"	28.3"	16.5"	28.3"	16.5"

1,7 yd ☼ 25 sq.ft

NODA MODULES 1SWA

B&T



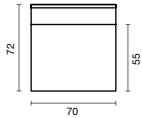
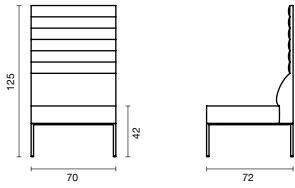
MSRP				
COM/COL&A	CLASS B	CLASS C	Real Leather	
\$2,270	\$2,655	\$3,120	\$3,830	
DIMENSIONS				
W	D	H	SD	SH
27.5"	28.3"	27.5"	21.6"	16.5"

1,8 yd ☼ 25 sq.ft

Co-Seating / Co-Working

NODA MODULES 1SWAH

B&T



2.7 yd ◊ 44 sq.ft

MSRP

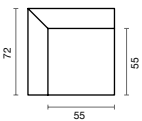
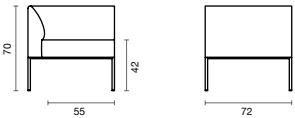
COM/COL&A	CLASS B	CLASS C	Real Leather
\$2,640	\$3,135	\$3,725	\$4,635

DIMENSIONS

W	D	H	SD	SH
27.5"	28.3"	49.2"	21.6"	16.5"

NODA MODULES C

B&T



2,4 yd ◊ 37 sq.ft

MSRP

COM/COL&A	CLASS B	CLASS C	Real Leather
\$2,930	\$3,485	\$4,140	\$5,150

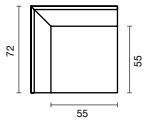
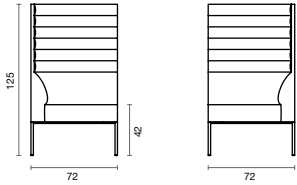
DIMENSIONS

W	D	H	SD	SH	ArmH
28.3"	29.5"	27.5"	21.6"	16.5"	27.5"

Co-Seating / Co-Working

NODA MODULES CH

B&T



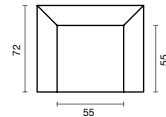
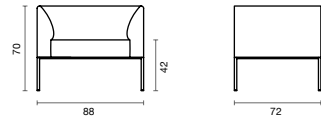
4,4 yd ◊ 76 sq.ft

MSRP			
COM/COL&A	CLASS B	CLASS C	Real Leather
\$3,475	\$4,155	\$4,975	\$6,225

DIMENSIONS					
W	D	H	SD	SH	ArmH
28.3"	28.3"	49.2"	21.6"	16.5"	27.5"

NODA MODULES 1S

B&T



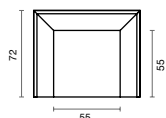
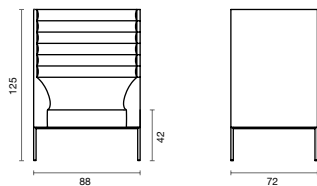
3,3 yd ◊ 54 sq.ft

MSRP			
COM/COL&A	CLASS B	CLASS C	Real Leather
\$3,690	\$4,375	\$5,190	\$6,445

DIMENSIONS					
W	D	H	Seat Depth	Seat Height	ArmH
34.5"	28.3"	27.5"	21.6"	16.5"	27.5"

NODA MODULES 1SH

B&T



5,5 yd ◊ 76 sq.ft

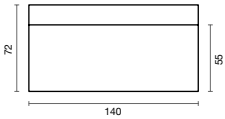
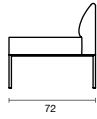
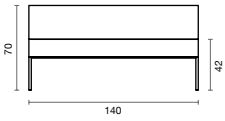
MSRP			
COM/COL&A	CLASS B	CLASS C	Real Leather
\$4,475	\$5,380	\$6,465	\$8,120

DIMENSIONS					
W	D	H	Seat Depth	Seat Height	ArmH
34.5"	28.3"	49.2"	21.6"	16.5"	27.5"

Co-Seating / Co-Working

NODA MODULES 2SWA

B&T



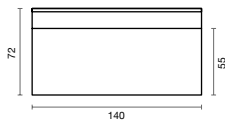
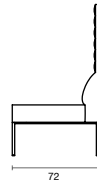
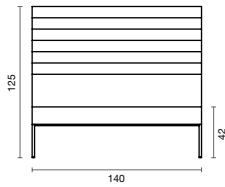
3,3 yd ☼ 54 sq.ft

MSRP			
COM/COL&A	CLASS B	CLASS C	Real Leather
\$3,810	\$4,585	\$5,510	\$6,925

DIMENSIONS				
W	D	H	Seat Depth	Seat Height
55.1"	28.3"	27.5"	21.6"	16.5"

NODA MODULES 2SWAH

B&T



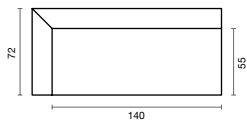
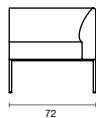
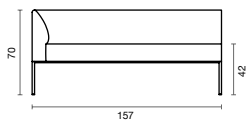
5 yd ☼ 76 sq.ft

MSRP			
COM/COL&A	CLASS B	CLASS C	Real Leather
\$4,500	\$5,495	\$6,680	\$8,500

DIMENSIONS				
W	D	H	Seat Depth	Seat Height
55.1"	28.3"	49.2"	21.6"	16.5"

NODA MODULES 2SR

B&T



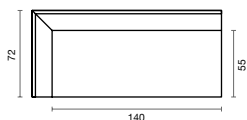
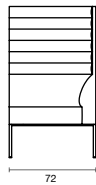
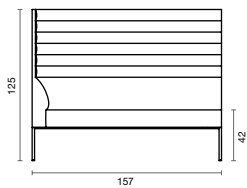
4,4 yd ☼ 76 sq.ft

MSRP			
COM/COL&A	CLASS B	CLASS C	Real Leather
\$4,475	\$5,360	\$6,410	\$8,035

DIMENSIONS					
W	D	H	Seat Depth	Seat Height	ArmH
61.4"	28.3"	27.5"	21.6"	16.5"	27.5"

NODA MODULES 2SRH

B&T



7,4 yd ☼ 97 sq.ft

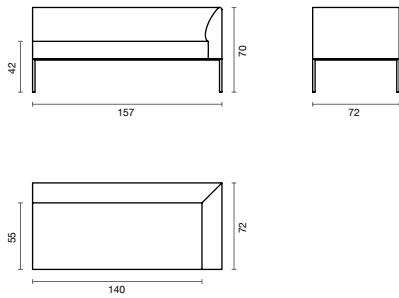
MSRP			
COM/COL&A	CLASS B	CLASS C	Real Leather
\$5,210	\$6,255	\$7,510	\$9,430

DIMENSIONS					
W	D	H	Seat Depth	Seat Height	ArmH
61.4"	28.3"	49.5"	21.5"	16.5"	27.5"

Co-Seating / Co-Working

NODA MODULES 2SL

B&T



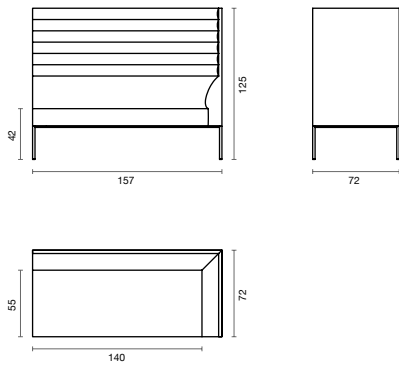
4,4 yd 🏠 76 sq.ft

MSRP			
COM/COL&A	CLASS B	CLASS C	Real Leather
\$4,475	\$5,360	\$6,405	\$8,035

DIMENSIONS					
W	D	H	Seat Depth	Seat Height	ArmH
61.4"	28.3"	27.5"	21.5"	16.5"	27.5"

NODA MODULES 2SLH

B&T



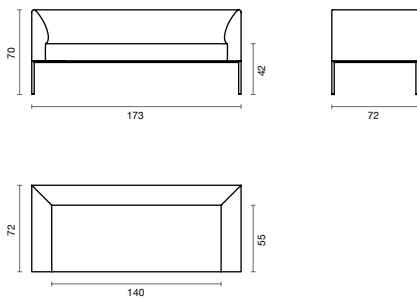
7,4 yd 🏠 97 sq.ft

MSRP			
COM/COL&A	CLASS B	CLASS C	Real Leather
\$5,210	\$6,255	\$7,510	\$9,430

DIMENSIONS					
W	D	H	Seat Depth	Seat Height	ArmH
61.4"	28.3"	49.2"	21.5"	16.5"	27.5"

NODA MODULES 2S

B&T



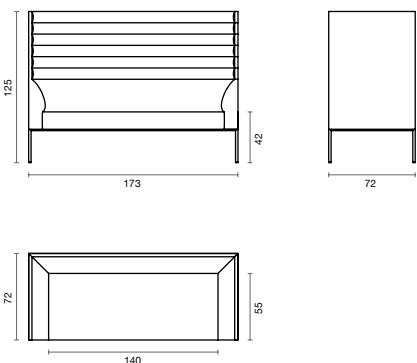
5,5 yd 🏠 81 sq.ft

MSRP			
COM/COL&A	CLASS B	CLASS C	Real Leather
\$5,290	\$6,335	\$7,590	\$9,510

DIMENSIONS					
W	D	H	Seat Depth	Seat Height	ArmH
68.1"	28.3"	27.5"	21.5"	16.5"	27.5"

NODA MODULES 2SH

B&T



9 yd 🏠 130 sq.ft

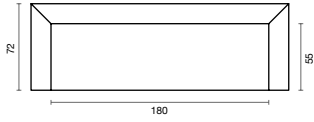
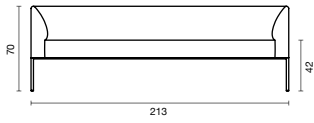
MSRP			
COM/COL&A	CLASS B	CLASS C	Real Leather
\$6,280	\$7,550	\$9,070	\$11,390

DIMENSIONS					
W	D	H	Seat Depth	Seat Height	ArmH
68.1"	28.3"	49.2"	21.5"	16.5"	27.5"

Co-Seating / Co-Working

NODA MODULES 3S

B&T



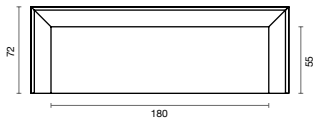
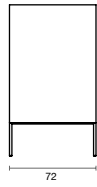

6,2 yd ◊ 87 sq.ft

MSRP			
COM/COL&A	CLASS B	CLASS C	Real Leather
\$5,855	\$6,960	\$8,275	\$10,300

DIMENSIONS					
W	D	H	Seat Depth	Seat Height	ArmH
83.8"	28.3"	27.5"	21.5"	16.5"	27.5"

NODA MODULES 3SH

B&T



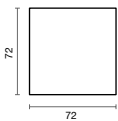
11 yd ◊ 140 sq.ft

MSRP			
COM/COL&A	CLASS B	CLASS C	Real Leather
\$7,055	\$8,495	\$10,205	\$12,835

DIMENSIONS					
W	D	H	Seat Depth	Seat Height	ArmH
83.8"	28.3"	49.2"	21.5"	16.5"	27.5"

NODA MODULES T1

B&T

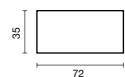
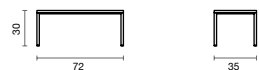


MSRP			
Laminate 0.70"	Lacquer 0.70"	Veneer 0.70"	Fenix 0.70"
\$665	\$665	\$835	\$990

DIMENSIONS		
W	D	H
28.3"	28.3"	11.8"

NODA MODULES T2

B&T



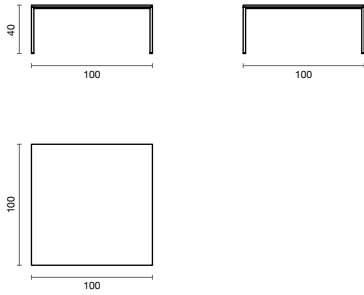
MSRP			
Laminate 0.70"	Lacquer 0.70"	Veneer 0.70"	Fenix 0.70"
\$575	\$560	\$680	\$690

DIMENSIONS		
W	D	H
28.3"	13.8"	11.8"

Co-Seating / Co-Working

NODA MODULES T3

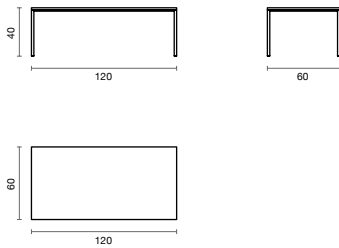
B&T



MSRP			
Laminate 0.70"	Lacquer 0.70"	Veneer 0.70"	Fenix 0.70"
\$1,175	\$1,000	\$1,220	\$1,780
DIMENSIONS			
W	D	H	
39.4"	39.4"	15.7"	

NODA MODULES T4

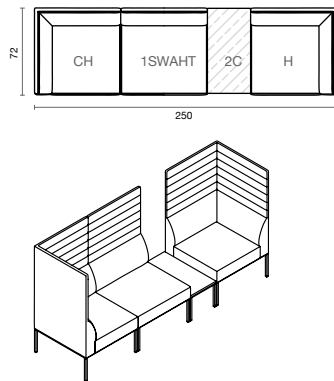
B&T



MSRP			
Laminate 0.70"	Lacquer 0.70"	Veneer 0.70"	Fenix 0.70"
\$795	\$880	\$1,115	\$1,230
DIMENSIONS			
W	D	H	
23.6"	47.2"	11.8"	

NODA CONFIGURATIONS PLAN 01

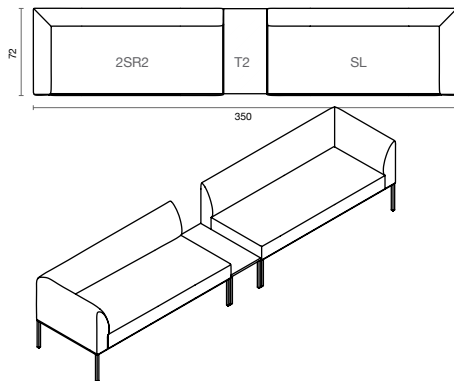
B&T



MSRP			
COM/COL&A	CLASS B	CLASS C	Real Leather
\$9,585 +T2	\$11,440 +T2	\$13,680+T2	\$17,090+T2
DIMENSIONS			
W	D		
98.4"	28.3"		

NODA CONFIGURATIONS PLAN 02

B&T

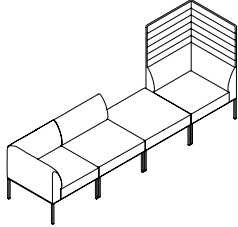
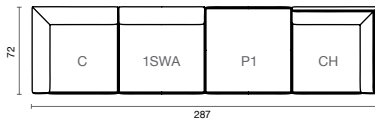


MSRP			
COM/COL&A	CLASS B	CLASS C	Real Leather
\$8,955 +T2	\$10,720 +T2	\$12,830 +T2	\$16,060 +T2
DIMENSIONS			
W	D		
137.8"	28.3"		

Co-Seating / Co-Working

NODA CONFIGURATIONS PLAN 03

B&T

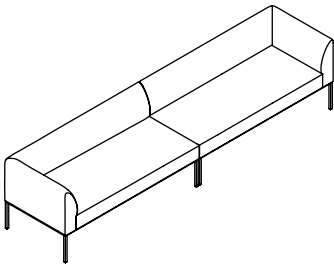
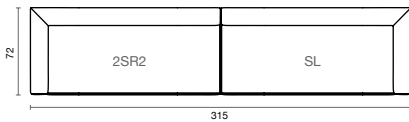


MSRP			
COM/COL&A	CLASS B	CLASS C	Real Leather
\$10,045	\$11,800	\$13,900	\$17,105

DIMENSIONS	
W	D
113"	28.3"

NODA CONFIGURATIONS PLAN 04

B&T

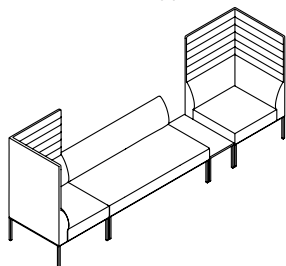
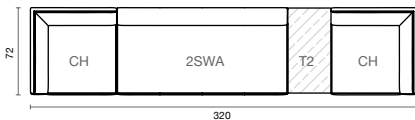


MSRP			
COM/COL&A	CLASS B	CLASS C	Real Leather
\$8,955	\$10,720	\$12,830	\$16,060

DIMENSIONS	
W	D
124"	28.3"

NODA CONFIGURATIONS PLAN 05

B&T



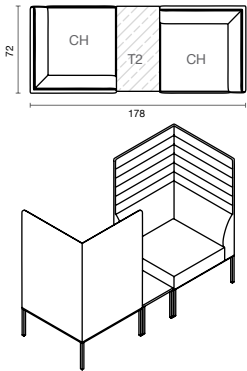
MSRP			
COM/COL&A	CLASS B	CLASS C	Real Leather
\$10,760 +T2	\$12,890+T2	\$15,455+T2	\$19,370+T2

DIMENSIONS	
W	D
126"	28.3"

Co-Seating / Co-Working

NODA CONFIGURATIONS PLAN 06

B&T



MSRP

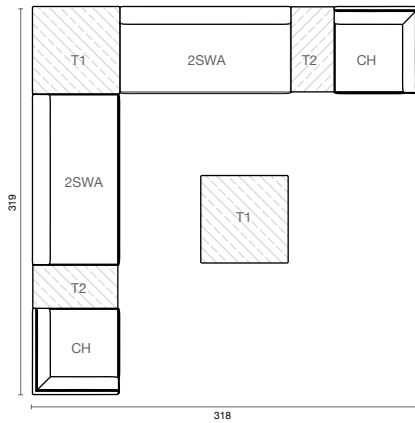
COM/COL&A	CLASS B	CLASS C	Real Leather
\$6,945+T2	\$8,310+T2	\$9,955+T2	\$12,455+T2

DIMENSIONS

W	D
70.1"	28.3"

NODA CONFIGURATIONS PLAN 07

B&T



MSRP

COM/COL&A	CLASS B	CLASS C	Real Leather
\$14,570+ 2T2+2T1	\$17,480+2T2+2T1	\$20,965 + 2T2+2T1	\$26,295+2T2+2T1

DIMENSIONS

W	D
125.2"	125.6"

BENCHES

SORBE OUTDOOR POUF

B&T



MSRP				
	COM/COL&A	CLASS B	CLASS C	Protective Cover
Square L	\$4,570	\$4,920	\$5,345	\$545
Square S	\$3,155	\$3,400	\$3,685	\$360
Round	\$4,880	\$5,325	\$5,860	\$590

DIMENSIONS				
	W	D	H	SW
Square L	36"	36"	16.5"	36"
Square S	24"	24"	16.5"	24"
Round	47"	47"	16.5"	47"

3 yd
2 yd
3 yd

ELUSIVE OUTDOOR BENCH

B&T



- 🪑 247 sq.ft 📦 14 kg.
- 🪑 333 sq.ft 📦 30 kg.
- 🪑 409 sq.ft 📦 35,5 kg.

MSRP		
	CERAMIC	IROKO
47 X 16	x	\$3,410
63 X 16	x	\$3,900
79 X 16	x	\$4,640

DIMENSIONS	
H	S"
18"	47 x 16
18"	63 x 16
18"	79 x 16

BENCH

JOS BENCH

BABEL D



MSRP		
METAL		
\$1,435		
DIMENSIONS		
W	D	H
41,3"	18.1"	21.7"

JOS CUSHION BENCH

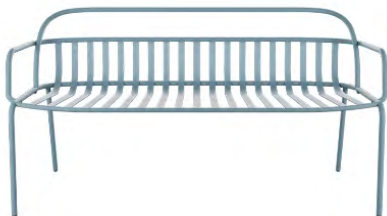
VBABEL



MSRP	
CHAIR CUSHION	
\$345	

NOVA

KOLLEKTIFF



MSRP			
ALL METAL		PAD	
\$ 1,595		\$ 495	
DIMENSIONS			
W	D	H	SH
54.7"	25"	27.9"	15.7"

ROSA

KOLLEKTIFF



MSRP			
ALL METAL		PAD	
\$ 1,625		\$ 490	
DIMENSIONS			
W	D	H	SH
63"	28"	30"	15"

SOFA COLLECTION

BOB

B&T



- # 6 yd 🪞 81 sq.ft 📦 20 kg.
- # 6 yd 🪞 81 sq.ft 📦 22 kg.
- # 8 yd 🪞 122 sq.ft 📦 27 kg.
- # 9 yd 🪞 130 sq.ft 📦 32 kg.

MSRP				
	COM/COL&A	B	C	Real Leather
SINGLE	\$2,615	\$3,220	\$3,940	\$5,035
SINGLE S	\$3,305	\$3,910	\$4,630	\$5,740
DOUBLE	\$4,470	\$5,375	\$6,455	\$8,115
TRIPLE	\$4,790	\$5,750	\$6,900	\$8,660

DIMENSIONS						
	W	D	H	Seat depth	Seat height	Arm height
SINGLE	29.1"	33.4"	29.9"	21.2"	16.1"	22.8"
SINGLE S	29.1"	33.4"	29.9"	21.2"	16.1"	22.8"
DOUBLE	64.5"	33.4"	29.9"	21.2"	16.1"	22.8"
TRIPLE	76.3"	33.4"	29.9"	21.2"	16.1"	22.8"

BOOM SINGLE

B&T



- # 6 yd 🪞 97 sq.ft 📦 18 kg.

MSRP			
COM/COL&A	B	C	Real Leather
\$ 3,680	\$ 4,360	\$ 5,175	\$ 7,165

DIMENSIONS						
W	D	H	Seat depth	Seat height	Arm height	
35.6"	37.4"	27.1"	29.9"	16.5"	21.6"	

BOOM SOFA

B&T



- # 9 yd 🪞 146 sq.ft 📦 28 kg.
- # 10 yd 🪞 151 sq.ft 📦 33 kg.
- # 11 yd 🪞 173 sq.ft 📦 37 kg.
- # 12 yd 🪞 194 sq.ft 📦 45 kg.

MSRP				
	COM/COL&A	B	C	Real Leather
Sofa 160	\$5,145	\$6,265	\$7,605	\$10,425
Sofa 180	\$5,610	\$6,870	\$8,380	\$10,940
Sofa 200	\$6,035	\$7,445	\$9,120	\$12,205
Sofa 240	\$6,695	\$8,240	\$10,090	\$13,700

DIMENSIONS						
	W	D	H	Seat depth	Seat height	Arm height
Sofa 160	62.9"	37.7"	27.1"	29.1"	16.5"	21.6"
Sofa 180	70.8"	37.7"	27.1"	29.1"	16.5"	21.6"
Sofa 200	78.7"	37.7"	27.1"	29.1"	16.5"	21.6"
Sofa 240	94.4"	37.7"	27.1"	29.1"	16.5"	21.6"

SOFA COLLECTION

BOOM CURVE SOFA

B&T



- # 11 yd 162 sq.ft 38 kg.
- # 14 yd 216 sq.ft 44 kg.
- # 17 yd 248 sq.ft 50 kg.
- # 20 yd 281 sq.ft 56 kg.

MSRP

	COM/COL&A	B	C	Real Leather
Curved Sofa 180	\$6,380	\$7,785	\$9,460	\$12,025
Curved Sofa 240	\$7,760	\$9,590	\$11,780	\$15,385
Curved Sofa 300	\$9,460	\$11,575	\$14,105	\$18,235
Curved Sofa 360	\$11,030	\$13,565	\$16,595	\$20,725

DIMENSIONS

	W	D	H	Seat depth	Seat height	Arm height
Curved Sofa 180	70.8"	41.3"	29.9"	21.2"	16.1"	22.1"
Curved Sofa 240	94.4"	46.4"	29.9"	21.2"	16.1"	22.1"
Curved Sofa 300	118.1"	52.3"	29.9"	21.2"	16.1"	22.1"
Curved Sofa 360	141.7"	60.6"	29.9"	21.2"	16.1"	22.1"

BOOM POUF

B&T



- # 1 yd 15 sq.ft 10 kg.
- # 2 yd 23 sq.ft 12 kg.
- # 2 yd 23 sq.ft 16 kg.
- # 2 yd 27 sq.ft 16 kg.
- # 2 yd 2.52 sq.ft 19 kg.
- # 2.5 yd 3.5 sq.ft 20 kg.

MSRP

	COM/COL&A	B	C	Real Leather
Pouf Ø65	\$1,230	\$1,365	\$1,525	\$1,720
Pouf 65x65	\$1,410	\$1,625	\$1,895	\$2,220
Pouf Ø95	\$1,775	\$1,980	\$2,220	\$2,520
Pouf 95x65	\$1,675	\$1,930	\$2,235	\$2,610
Pouf Ø125	\$2,415	\$2,655	\$2,950	\$3,300
Pouf 125x65	\$1,925	\$2,265	\$2,675	\$3,170

DIMENSIONS

	W	D	H	Seat depth	Seat height	Arm height
Pouf Ø65	25.5"	25.5"	16.5"	21.2"	x	x
Pouf 65x65	25.5"	25.5"	16.5"	21.2"	x	x
Pouf Ø95	37.4"	37.4"	16.5"	21.2"	x	x
Pouf 95x65	37.4"	25.5"	16.5"	21.2"	x	x
Pouf Ø125	49.2"	49.2"	16.5"	21.2"	x	x
Pouf 125x65	49.2"	25.5"	16.5"	21.2"	x	x

SOFA COLLECTION

CLAP

OUTDOOR SOFA

B&T



Frame	Seat/Back	
# 2 yd	# 2 yd	🛒 12 kg.
# 3 yd	# 2 yd	🛒 20 kg.
# 5 yd	# 2 yd	🛒 35 kg.

MSRP				
	COM/COL&A	B	C	Protective Cover
Single	\$3,785	\$4,035	\$4,340	\$495
Double	\$7,060	\$7,565	\$8,170	\$775
Triple	\$9,810	\$10,310	\$10,915	\$1,060

DIMENSIONS						
	W	D	H	Seat depth	Seat height	Arm height
Single	30"	38.5"	31"	19"	21"	21"
Double	63"	38.5"	31"	19"	21"	21"
Triple	85"	38.5"	31"	19"	21"	21"

DOR

OUTDOOR SOFA

B&T



	Cushion	Frame
Single	# 2.5 yd	# 3 yd
Double	# 5 yd	# 4.5 yd
Triple	# 7 yd	# 5.5 yd
Daybed	# 4 yd	# 5 yd

MSRP				
	COM/COL&A	B	C	PROTECTIVE COVER
Single	\$5,160	\$5,435	\$5,760	\$580
Double	\$9,135	\$9,750	\$10,495	\$860
Triple	\$12,005	\$12,960	\$14,095	\$1,145
Daybed	\$8,155	\$8,700	\$9,355	\$880
Pouf Ø65	\$2,600	\$2,850	\$3,145	\$310
Pouf Ø82	\$3,235	\$3,515	\$3,840	\$345

DIMENSIONS						
	W	D	H	Seat depth	Seat height	Arm height
Single	38"	33"	30"	15"	15"	27.5"
Double	71"	36"	30"	19"	15"	27.5"
Triple	94"	36"	30"	19"	15"	27.5"
Daybed	73"	30"	30"	16"	16"	29"
Pouf Ø65	25.5"	25.5"	15"	15"	15"	x
Pouf Ø82	33"	33"	15"	15"	15"	x

DORA COLLECTION

DORA SOFA

KOLLEKTIFF



- # 9.8 yd # 145 sq.ft
- # 10.9 yd # 161 sq.ft
- # 12 yd # 177.6 sq.ft

	MSRP				
	COM	A	B	C	LEATHER
Dora Sofa - 79"	\$4,545	\$5,155	\$5,650	\$6,065	\$6,750
Dora Sofa - 94.5"	\$5,000	\$5,675	\$6,225	\$6,690	\$7,450
Dora Curved - 94.5"	\$5,065	\$5,810	\$6,415	\$6,925	\$7,925

	DIMENSIONS				
	W	D	H	Seat depth	Seat height
Dora Sofa - 79"	79"	33"	27.5"	24.5"	15.5"
Dora Sofa - 94.5"	94.5"	33"	27.5"	24.5"	15.5"
Dora Curved - 94.5"	94.5"	40"	27.5"	-	15.5"

DORA ARMCHAIR

KOLLEKTIFF



- # 4.9 yd # 73.2 sq.ft

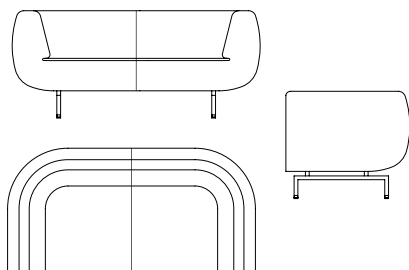
	MSRP				
	COM	A	B	C	LEATHER
Armchair	\$2,480	\$2,780	\$3,030	\$3,240	\$3,580

	DIMENSIONS				
	W	D	H	Seat depth	Seat height
Armchair	33"	32"	27.5"	24.5"	15.5"

SOFA COLLECTION

DURGU SOFA DOUBLE

B&T



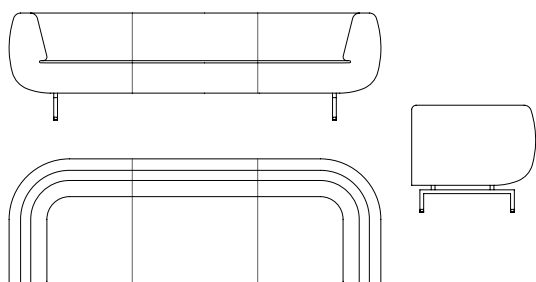
6 yd 🐾 97 sq.ft 📦 18 kg.

MSRP			
COM/COL&A	B	C	Real Leather
\$6,540	\$7,255	\$8,100	\$10,815

DIMENSIONS					
W	D	H	Seat depth	Seat height	Arm height
35.6"	37.4"	27.1"	29.9"	16.5"	21.6"

DURGU SOFA TRIPLE

B&T



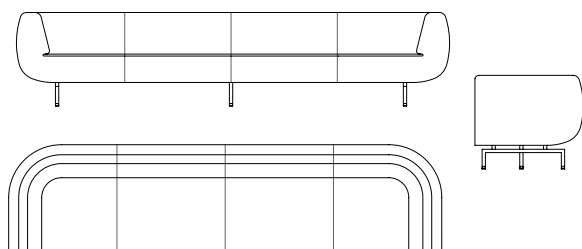
6 yd 🐾 97 sq.ft 📦 18 kg.

MSRP			
COM/COL&A	B	C	Real Leather
\$8,025	\$8,930	\$10,005	\$12,915

DIMENSIONS					
W	D	H	Seat depth	Seat height	Arm height
35.6"	37.4"	27.1"	29.9"	16.5"	21.6"

DURGU SOFA FOUR SEATER

B&T



6 yd 🐾 97 sq.ft 📦 18 kg.

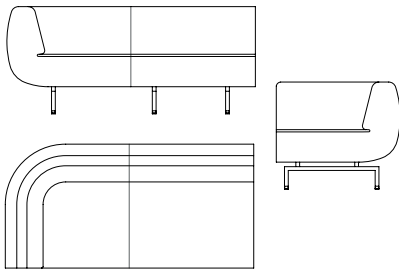
MSRP			
COM/COL&A	B	C	Real Leather
\$10,015	\$11,140	\$12,480	\$16,360

DIMENSIONS					
W	D	H	Seat depth	Seat height	Arm height
35.6"	37.4"	27.1"	29.9"	16.5"	21.6"

SOFA COLLECTION

DURGU SOFA DAYBED LEFT

B&T



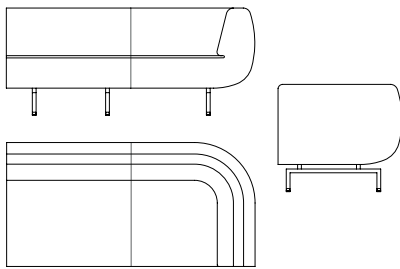
6 yd ✪ 97 sq.ft 📦 18 kg.

MSRP			
COM/COL&A	B	C	Real Leather
\$5,435	\$6,090	\$6,875	\$8,885

DIMENSIONS					
W	D	H	Seat depth	Seat height	Arm height
35.6"	37.4"	27.1"	29.9"	16.5"	21.6"

DURGU SOFA DAYBED RIGHT

B&T



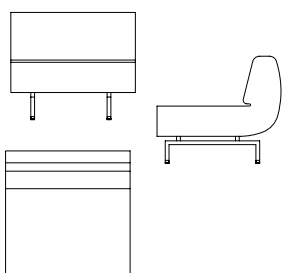
6 yd ✪ 97 sq.ft 📦 18 kg.

MSRP			
COM/COL&A	B	C	Real Leather
\$5,435	\$6,090	\$6,875	\$8,885

DIMENSIONS					
W	D	H	Seat depth	Seat height	Arm height
35.6"	37.4"	27.1"	29.9"	16.5"	21.6"

DURGU SOFA SINGLE

B&T



6 yd ✪ 97 sq.ft 📦 18 kg.

MSRP			
A	B	C	Real Leather
\$2,860	\$3,290	\$3,800	\$4,475

DIMENSIONS					
W	D	H	Seat depth	Seat height	Arm height
35.6"	37.4"	27.1"	29.9"	16.5"	21.6"

SOFA COLLECTION

JOS

TWO-SEATER SETEE

BABEL D



MSRP

With Cushion

\$2,875

DIMENSIONS

W	D	H
50.4"	26.8"	31.5"

Cushion included in price.

KANO

TWO-SEATER SETEE

BABEL D



MSRP

Metal

Cushion

\$2.495

\$405

DIMENSIONS

W	D	H
53.5"	25.2"	28.3"

SOFA COLLECTION



LED

B&T



- # 6 yd 🗺 86 sq.ft 📦 25 kg. SINGLE
- # 7 yd 🗺 104 sq.ft 📦 35 kg. DOUBLE
- # 8 yd 🗺 121 sq.ft 📦 45 kg. TRIPLE
- # 2 yd 🗺 32 sq.ft 📦 25 kg. POUF 165x55

MSRP				
	COM/COL&A	B	C	Real Leather
SINGLE	\$2,725	\$3,210	\$3,790	\$4,700
DOUBLE	\$3,570	\$4,175	\$4,900	\$6,010
TRIPLE	\$4,310	\$5,045	\$5,910	\$7,240
POUF 165x55	\$1,600	\$1,850	\$2,150	\$2,525

DIMENSIONS						
	W	D	H	Seat depth	Seat height	Arm height
SINGLE	31"	28"	28"	21"	16"	24"
DOUBLE	52"	28"	28"	21"	16"	24"
TRIPLE	74"	28"	28"	21"	16"	24"
POUF 165x55	65"	22"	16"	22"	16"	-

SOFA COLLECTION

MABEL COMFORT

B&T



	MSRP			
	COM/COL&A	B	C	Real Leather
SINGLE	\$3,600	\$4,330	\$5,205	\$6,540
SINGLE ROUND	\$4,095	\$4,795	\$5,630	\$6,910
SINGLE ROUND MR	\$4,250	\$4,950	\$5,790	\$7,065
DOUBLE 167	\$5,625	\$6,725	\$8,045	\$10,070
DOUBLE 197	\$6,225	\$7,370	\$8,815	\$11,220
TRIPLE 227	\$6,665	\$7,185	\$8,365	\$10,000

	DIMENSIONS					
	W	D	H	Seat depth	Seat height	Arm height
SINGLE	39"	34"	15"	22"	15"	21"
SINGLE ROUND BASE	39"	34"	15"	22"	15"	21"
DOUBLE 167	66"	34"	15"	22"	15"	21"
DOUBLE 197	77.5"	34"	15"	22"	15"	21"
TRIPLE 227	89.5"	34"	15"	22"	15"	21"

- # 7 yd # 97 sq.ft # 23 kg. SINGLE
- # 7 yd # 97 sq.ft # 27 kg. SINGLE ROUND BASE
- # 10 yd # 146 sq.ft # 30 kg. DOUBLE 170
- # 11 yd # 162 sq.ft # 34 kg. DOUBLE 200
- # 12 yd # 178 sq.ft # 37 kg. TRIPLE

SINGLE

SINGLE ROUND BASE

DOUBLE 170

DOUBLE 200

TRIPLE

*Standard prices are for the Mabel Sofas with one regular arm and one wing arm.

*Arms are optional to change at all dimensions (Single - Double - Triple):
2 Wings - Right Wing - Left Wing - Without Wing

MSRP			
COM/COL&A	B	C	Real Leather
\$230	\$290	\$435	\$645
			Add price difference

difference for double wing arm / Subtract price difference for double regular flat arm from the table above.

MELIK TWO-SEATER SETEE

BABEL D



MSRP
Metal
\$2,995

DIMENSIONS		
W	D	H
55.9"	28"	28,7

SOFA COLLECTION

MELIK CUSHION

BABEL D



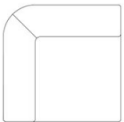
MSRP	
CHAIR CUSHION	
\$405	

SOFA COLLECTION

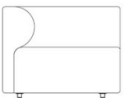


MOON MODULE 01 - CORNER 36.2"

KOLLEKTIFF



MSRP				
COM	A	B	C	Real Leather
\$2,100	\$2,400	\$2,640	\$2,845	\$3,180

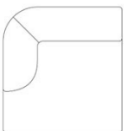


DIMENSIONS		
W	D	H
35.5"	35.5"	28.3"

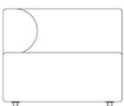
#5.4 yd 80.7 sq.ft

MOON MODULE 02 - 1 SEATER LEFT SIDE

KOLLEKTIFF



MSRP				
COM	A	B	C	Real Leather
\$2,020	\$2,285	\$2,505	\$2,685	\$2,985



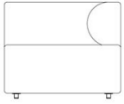
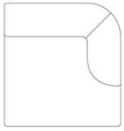
DIMENSIONS		
W	D	H
35.5"	35.5"	28.3"

#4.9 yd 73.2 sq.ft

SOFA COLLECTION

MOON MODULE 03 - 1 SEATER RIGHT SIDE

KOLLEKTIFF



#4.9 yd ✨73.2 sq.ft

MSRP


COM	A	B	C	Real Leather
\$2,020	\$2,285	\$2,505	\$2,685	\$2,985

DIMENSIONS

W	D	H
35.5"	35.5"	28.3"

MOON MODULE 04 - 1 SEATER CENTER

KOLLEKTIFF



#3.8 yd ✨57 sq.ft

MSRP

COM	A	B	C	Real Leather
\$1,890	\$2,100	\$2,265	\$2,410	\$2,645

DIMENSIONS

W	D	H
31.5"	35.5"	28.3"

MOON MODULE 05 - 1 SEATER CENTER

KOLLEKTIFF



#4.3 yd ✨64.5 sq.ft

MSRP

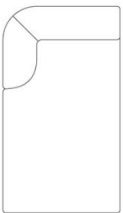
COM	A	B	C	Real Leather
\$2,185	\$2,420	\$2,615	\$2,780	\$3,045

DIMENSIONS

W	D	H
47.2"	35.5"	28.3"

MOON MODULE 06 - 1 SEATER LEFT LOUNGE

KOLLEKTIFF



#6.5 yd ✨96.8 sq.ft

MSRP

COM	A	B	C	Real Leather
\$2,850	\$3,205	\$3,495	\$3,740	\$4,140

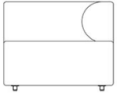
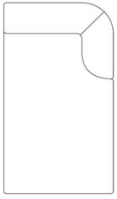
DIMENSIONS

W	D	H
35.5	61"	28.3"

SOFA COLLECTION

MOON MODULE 07 - SEATER RIGHT LOUNGE

KOLLEKTIFF



6.5 yd ✪ 96.8 sq.ft

MSRP

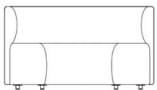
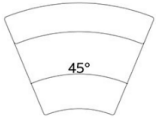
COM	A	B	C	Real Leather
\$2,850	\$3,205	\$3,495	\$3,740	\$4,140

DIMENSIONS

W	D	H
35.5	61"	28.3"

MOON MODULE 08 - CONCAVE 130 CM - 45°

KOLLEKTIFF



4.9 yd ✪ 73.2 sq.ft

MSRP

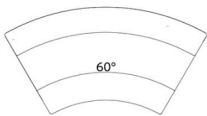
COM	A	B	C	Real Leather
\$2,385	\$2,650	\$2,870	\$3,055	\$3,355

DIMENSIONS

W	D	H
51.2"	38.2"	28.3"

MOON MODULE 09 - CONCAVE 200 CM - 60°

KOLLEKTIFF



6.5 yd ✪ 96.8 sq.ft

MSRP

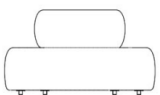
COM	A	B	C	Real Leather
\$3,325	\$3,685	\$3,970	\$4,215	\$4,620

DIMENSIONS

W	D	H
78.7"	41.7"	28.3"

MOON MODULE 10 - CONVEX 130 CM - 45°

KOLLEKTIFF



3.2 yd ✪ 48.4 sq.ft

MSRP

COM	A	B	C	Real Leather
\$2,440	\$2,620	\$2,765	\$2,890	\$3,090

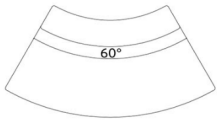
DIMENSIONS

W	D	H
51.2"	38.2"	28.3"

SOFA COLLECTION

MOON MODULE 11 - CONVEX 200 CM - 60°

KOLLEKTIFF



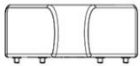
#6.5 yd ✪96.8 sq.ft

MSRP				
COM	A	B	C	Real Leather
\$3,345	\$3,700	\$3,990	\$4,235	\$4,635

DIMENSIONS		
W	D	H
78.7"	38.2"	28.3"

MOON MODULE 12 - CENTER CONVEX - NO BACK 90 CM - 45°

KOLLEKTIFF



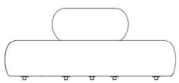
#2.2 yd ✪32.3 sq.ft

	MSRP				
	COM	A	B	C	Real Leather
Upholstery	\$1,330	\$1,450	\$1,550	\$1,630	\$1,760
W. Marble	\$3,460	\$3,580	\$3,675	\$3,760	\$3,895
W. Lacquer	\$2,100	\$2,215	\$2,310	\$2,395	\$2,530

DIMENSIONS		
W	D	H
35.5"	36.2"	15.7"

MOON MODULE 13 - QUARTER CONCAVE 170 CM - 90°

KOLLEKTIFF



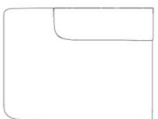
#3.8 yd ✪ 57sq.ft

MSRP				
COM	A	B	C	Real Leather
\$2,360	\$2,570	\$2,740	\$2,885	\$3,120

DIMENSIONS		
W	D	H
67"	39.4"	28.3"

MOON MODULE 14 - 1,5 SEATER 120 CM OPEN END - LEFT

KOLLEKTIFF



#4.9 yd ✪73.2 sq.ft

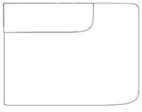
MSRP				
COM	A	B	C	Real Leather
\$2,370	\$2,640	\$2,855	\$3,040	\$3,340

DIMENSIONS		
W	D	H
47.2"	36.2"	28.3"

SOFA COLLECTION

MOON MODULE 15 - 1,5 SEATER 120 CM OPEN END - RIGHT

KOLLEKTIFF



4.9 yd ✪ 73.2 sq.ft

MSRP

COM	A	B	C	Real Leather
\$2,370	\$2,640	\$2,855	\$3,040	\$3,340

DIMENSIONS

W	D	H
47.2"	36.2"	28.3"

MOON MODULE 16 - CENTER - NO BACK 80 CM

KOLLEKTIFF



1.6 yd ✪ 24.7 sq.ft

MSRP

COM	A	B	C	Real Leather
\$1,395	\$1,490	\$1,560	\$1,620	\$1,720

DIMENSIONS

W	D	H
31.5"	36.2"	15.7"

MOON MODULE 17 - CENTER - NO BACK 120 CM

KOLLEKTIFF



2.2 yd ✪ 32.3 sq.ft

MSRP


COM	A	B	C	Real Leather
\$1,710	\$1,830	\$1,925	\$2,005	\$2,140

DIMENSIONS

W	D	H
47.2"	36.2"	15.7"

MORPH

B&T



- # 5 yd 🏠 111 sq.ft 📦 35 kg. SINGLE
- # 6 yd 🏠 151 sq.ft 📦 45 kg. DOUBLE
- # 7 yd 🏠 173 sq.ft 📦 55 kg. TRIPLE
- # 9 yd 🏠 211 sq.ft 📦 66 kg. FOUR SEATER

MSRP

	COM/COL&A	B	C	Real Leather
SINGLE	\$3,575	\$4,020	\$4,540	\$8,310
DOUBLE	\$5,345	\$5,970	\$6,705	\$10,770
TRIPLE	\$7,050	\$7,820	\$8,745	\$13,200
FOUR SEATER	\$9,040	\$10,105	\$11,380	\$16,435

DIMENSIONS

	W	D	H	Seat depth	Seat height	Arm height
SINGLE	47"	32"	27.5"	22"	15"	20"
DOUBLE	75"	32"	27.5"	22"	15"	20"
TRIPLE	98"	32"	27.5"	22"	15"	20"
FOUR SEATER	124"	32"	27.5"	22"	15"	20"

MOST

B&T



- # 5 yd 🏠 111 sq.ft 📦 25 kg. SINGLE
- # 7 yd 🏠 149 sq.ft 📦 40 kg. DOUBLE
- # 9 yd 🏠 211 sq.ft 📦 55 kg. TRIPLE

MSRP

	COM/COL&A	B	C	Real Leather
SINGLE	\$3,760	\$4,420	\$5,210	\$8,315
DOUBLE	\$5,100	\$5,980	\$7,025	\$11,200
TRIPLE	\$6,915	\$7,990	\$9,280	\$14,335

DIMENSIONS

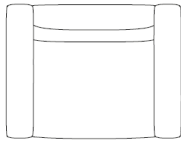
	W	D	H	Seat depth	Seat height	Arm height
SINGLE	41"	38"	27"	25"	15"	19"
DOUBLE	66"	38"	27"	25"	15"	19"
TRIPLE	90.5"	38"	27"	25"	15"	19"

SOFA COLLECTION

PICK

SINGLE

B&T



8 yd 108 sq.ft 18 kg.

MSRP

COM/COL&A	B	C	Real Leather
\$3,885	\$4,595	\$5,445	\$6,505

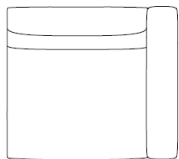
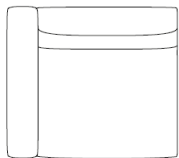
DIMENSIONS

W	D	H	Seat depth	Seat height	Arm height
46"	35"	27.5"	25.5"	16"	27.5"

PICK

ARM (L/R)

B&T



6 yd 91 sq.ft 17 kg.

7 yd 107 sq.ft 19 kg.

MSRP

	COM/COL&A	B	C	Real Leather
100	\$3,310	\$3,905	\$4,615	\$5,500
120	\$3,675	\$4,335	\$5,125	\$6,105


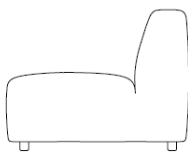
DIMENSIONS

W	D	H	Seat depth	Seat height	Arm height
39"	35"	27.5"	25.5"	16"	27"
47"	35"	27.5"	25.5"	16"	27"

PICK

MID

B&T



5 yd 75 sq.ft 16 kg.

6 yd 80 sq.ft 18 kg.

7 yd 91 sq.ft 18 kg.

8 yd 107 sq.ft 18 kg.

MSRP

	COM/COL&A	B	C	Real Leather
33	\$2,710	\$3,040	\$3,435	\$3,915
40.5	\$2,965	\$3,350	\$3,810	\$4,375
51	\$3,120	\$3,575	\$4,115	\$4,780
59	\$3,530	\$4,050	\$4,665	\$5,440

DIMENSIONS

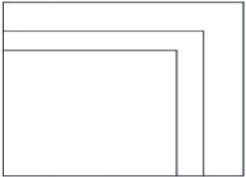
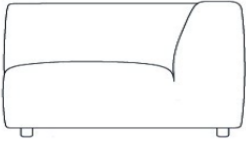
W	D	H	Seat depth	Seat height	Arm height
33"	35"	27.5"	25.5"	16"	-
40.5"	35"	27.5"	25.5"	16"	-
51"	35"	27.5"	25.5"	16"	-
59"	35"	27.5"	25.5"	16"	-

SOFA COLLECTION

PICK

CORNER

B&T



7 yd 91 sq.ft 18 kg.

MSRP

COM/COL&A	B	C	Real Leather
\$3,150	\$4,105	\$5,990	\$4,745

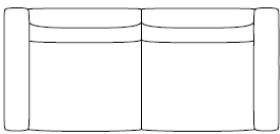
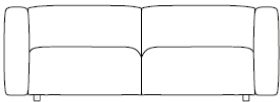
DIMENSIONS

W	D	H	Seat depth	Seat height	Arm height
35.5"	35.5"	27.5"	20.8"	15.7"	27"

PICK

LOUNGE(L/R)

B&T



10 yd 140 sq.ft 35 kg.

10 yd 140 sq.ft 35 kg.

MSRP

	COM/COL&A	B	C	Real Leather
39	\$4,510	\$5,185	\$5,990	\$7,020
47	\$4,840	\$5,645	\$6,600	\$7,770

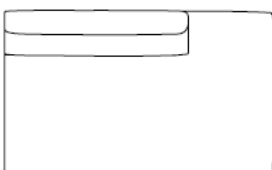
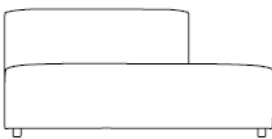
DIMENSIONS

W	D	H	Seat depth	Seat height	Arm height
39"	63"	27.5"	53"	19"	27"
47"	63"	27.5"	53"	19"	27"

PICK

HALF BACK (L/R)

B&T



9 yd 124 sq.ft 19 kg.

9 yd 129 sq.ft 18 kg.

MSRP

	COM/COL&A	B	C	Real Leather
51	\$3,450	\$3,975	\$4,595	\$5,360
59	\$3,755	\$4,340	\$5,035	\$5,890

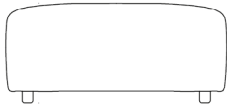
DIMENSIONS

W	D	H	Seat depth	Seat height	Arm height
51"	35"	27.5"	25.5"	16"	-
59"	35"	27.5"	25.5"	16"	-

PICK

POUF

B&T



MSRP				
	COM/COL&A	B	C	Real Leather
35X35	\$ 1,640	\$ 1,880	\$ 2,170	\$ 2,525
65X28	\$ 2,265	\$ 2,570	\$ 2,930	\$ 3,380

DIMENSIONS					
W	D	H	Seat depth	Seat height	Arm height
35"	35"	16"	35"	16"	-
65"	28"	16"	28"	16"	-

3 yd 32 sq.ft 19 kg.

4 yd 54 sq.ft 18 kg.

SOFA COLLECTION

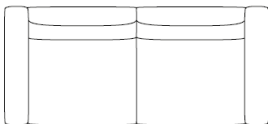
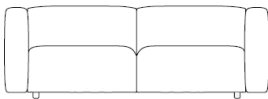
PICK



PICK

DOUBLE 200

B&T



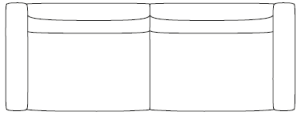
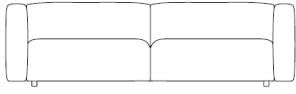
MSRP			
COM/COL&A	B	C	Real Leather
\$6,090	\$7,175	\$8,480	\$10,110

DIMENSIONS		
W	D	H
79"	35"	27.5"

13 yd 183 sq.ft 36 kg.

PICK

DOUBLE 240

B&T

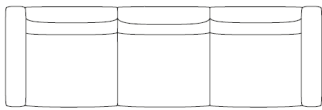
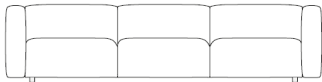
MSRP			
COM/COL&A	B	C	Real Leather
\$6,750	\$7,960	\$8,965	\$11,210

DIMENSIONS		
W	D	H
94"	35"	27.5"

15 yd 📐 215 sq.ft 📦 40 kg.

PICK

TRIPLE 283

B&T

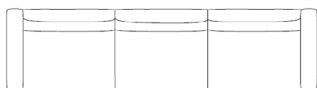
MSRP			
COM/COL&A	B	C	Real Leather
\$8,580	\$9,965	\$11,630	\$13,700

DIMENSIONS		
W	D	H
111"	35"	27.5"

18 yd 📐 258 sq.ft 📦 44 kg.

PICK

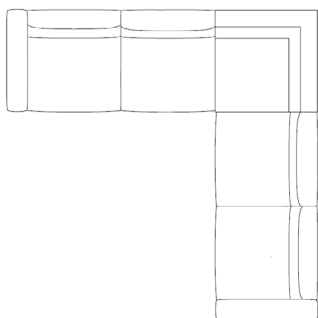
TRIPLE 343

B&T

MSRP			
COM/COL&A	B	C	Real Leather
\$9,240	\$10,745	\$12,560	\$14,805

DIMENSIONS		
W	D	H
135"	35"	27.5"

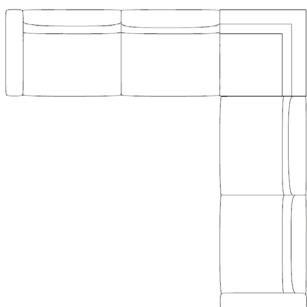
21 yd 📐 296 sq.ft 📦 50 kg.



MSRP			
COM/COL&A	B	C	Real Leather
\$15,285	\$17,570	\$20,310	\$23,700

DIMENSIONS		
W	D	H
107"	107"	27.5"

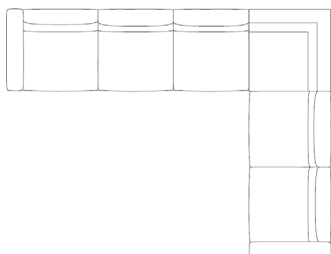
30 yd 425 sq.ft 84 kg.



MSRP			
COM/COL&A	B	C	Real Leather
\$17,285	\$19,690	\$23,200	\$27,125

DIMENSIONS		
W	D	H
123"	123"	27.5"

33 yd 468 sq.ft 92 kg.



MSRP			
COM/COL&A	B	C	Real Leather
\$17,990	\$20,615	\$23,745	\$27,615

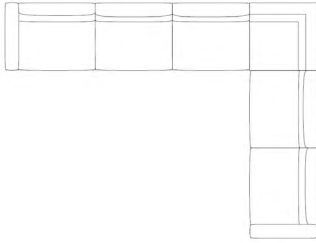
DIMENSIONS		
W	D	H
140"	107"	27.5"

36 yd 500 sq.ft 100 kg.

PICK

PLAN 04

B&T



MSRP			
COM/COL&A	B	C	Real Leather
\$19,480	\$22,400	\$23,585	\$30,200

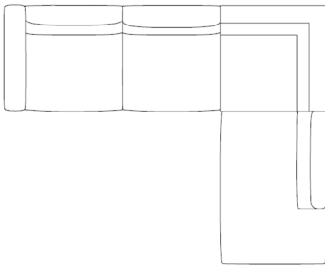
DIMENSIONS		
W	D	H
164"	123"	27.5"

40 yd * 548 sq.ft 📦 110 kg.

PICK

PLAN 05

B&T



MSRP			
COM/COL&A	B	C	Real Leather
\$12,705	\$14,600	\$16,855	\$19,630

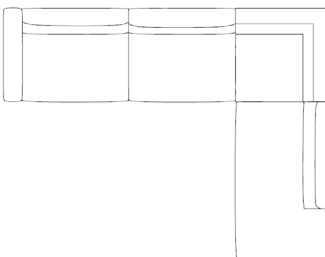
DIMENSIONS		
W	D	H
107"	87"	27.5"

29 yd * 382 sq.ft 📦 70 kg.

PICK

PLAN 06

B&T



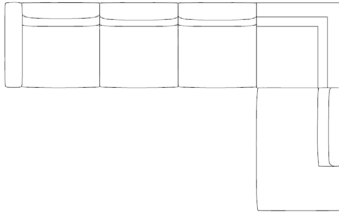
MSRP			
COM/COL&A	B	C	Real Leather
\$13,625	\$15,705	\$18,175	\$21,230

DIMENSIONS		
W	D	H
123"	94"	27.5"

30 yd * 409 sq.ft 📦 73 kg.

PICK

PLAN 07

B&T

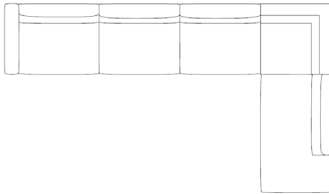
MSRP			
COM/COL&A	B	C	Real Leather
\$15,415	\$17,640	\$20,285	\$23,550

DIMENSIONS		
W	D	H
140"	87"	27.5"

33 yd 🪞 457 sq.ft 🛒 86 kg.

PICK

PLAN 08

B&T

MSRP			
COM/COL&A	B	C	Real Leather
\$16,905	\$19,505	\$22,595	\$26,415

DIMENSIONS		
W	D	H
164"	94"	27.5"

35 yd 🪞 489 sq.ft 🛒 91 kg.

PICK

PLAN 09

B&T

MSRP			
COM/COL&A	B	C	Real Leather
\$10,535	\$12,130	\$14,040	\$16,440

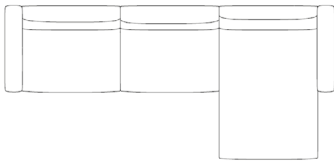
DIMENSIONS		
W	D	H
111"	63"	27.5"

21 yd 🪞 306 sq.ft 🛒 68 kg.

PICK

PLAN 10

B&T



24 yd 339 sq.ft 82 kg.

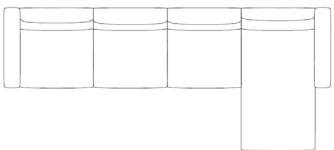
MSRP			
COM/COL&A	B	C	Real Leather
\$11,480	\$13,335	\$15,535	\$18,250

DIMENSIONS		
W	D	H
135"	63"	27.5"

PICK

PLAN 11

B&T



27 yd 382 sq.ft 84 kg.

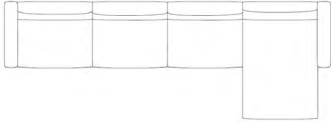
MSRP			
COM/COL&A	B	C	Real Leather
\$13,250	\$15,175	\$17,480	\$20,355

DIMENSIONS		
W	D	H
144"	63"	27.5"

PICK

PLAN 12

B&T



30 yd 📐 419 sq.ft 📦 100 kg.

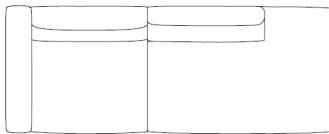
MSRP			
COM/COL&A	B	C	Real Leather
\$14,450	\$16,685	\$19,350	\$22,625

DIMENSIONS		
W	D	H
175.5"	63"	27.5"

PICK

PLAN 13

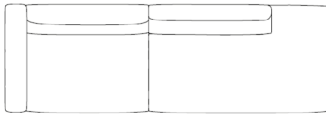
B&T



15 yd 📐 215 sq.ft 📦 36 kg.

MSRP			
COM/COL&A	B	C	Real Leather
\$6,760	\$7,875	\$9,210	\$10,860

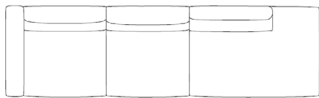
DIMENSIONS		
W	D	H
90.535"	87"	27.5"



17 yd 236 sq.ft 37 kg.

MSRP			
COM/COL&A	B	C	Real Leather
\$7,430	\$8,675	\$10,160	\$11,995

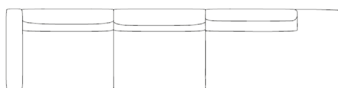
DIMENSIONS		
W	D	H
106"	35"	27.5"



21 yd 290 sq.ft 52 kg.

MSRP			
COM/COL&A	B	C	Real Leather
\$9,475	\$10,920	\$12,645	\$14,775

DIMENSIONS		
W	D	H
123"	35"	27.5"



23 yd 317 sq.ft 55 kg.

MSRP			
COM/COL&A	B	C	Real Leather
\$10,395	\$12,030	\$13,970	\$16,370

DIMENSIONS		
W	D	H
147"	35"	27.5"



24 yd 🐾 339 sq.ft 🛒 56 kg.

MSRP			
COM/COL&A	B	C	Real Leather
\$10,025	\$11,525	\$13,305	\$15,495

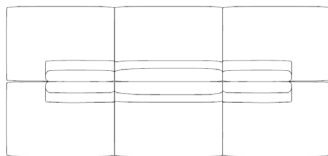
DIMENSIONS		
W	D	H
153.5"	35"	27.5"



26 yd 🐾 365 sq.ft 🛒 54 kg.

MSRP			
COM/COL&A	B	C	Real Leather
\$11,045	\$12,730	\$14,735	\$17,215

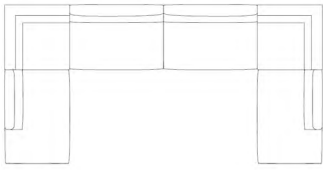
DIMENSIONS		
W	D	H
177"	35"	27.5"



48 yd 🐾 678 sq.ft 🛒 112 kg.

MSRP			
COM/COL&A	B	C	Real Leather
\$20,045	\$23,045	\$26,610	\$31,000

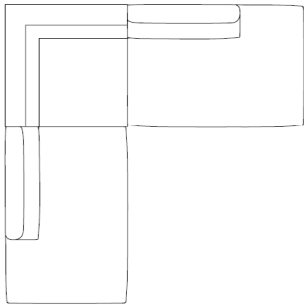
DIMENSIONS		
W	D	H
153.5"	71"	27.5"



43 yd 613 sq.ft 108 kg.

MSRP			
COM/COL&A	B	C	Real Leather
\$19,605	\$22,455	\$25,835	\$30,000

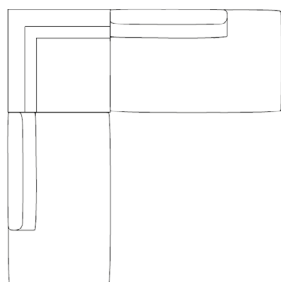
DIMENSIONS		
W	D	H
173"	87"	27.5"



24 yd 339 sq.ft 56 kg.

MSRP			
COM/COL&A	B	C	Real Leather
\$10,130	\$11,620	\$13,390	\$15,575

DIMENSIONS		
W	D	H
87"	87"	27.5"



23 yd 349 sq.ft 54 kg.

MSRP			
COM/COL&A	B	C	Real Leather
\$10,745	\$12,355	\$14,275	\$16,635

DIMENSIONS		
W	D	H
94"	94"	27.5"

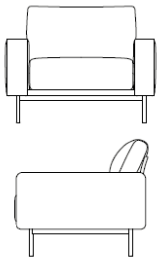
SOFA COLLECTION



PIU SOFA

SINGLE

B&T



8 yd * 113 sq.ft 📦 35 kg.


MSRP			
COM/COL&A	B	C	Real Leather
\$3,980	\$4,870	\$5,930	\$7,555

DIMENSIONS				
W	D	H	Seat depth	Seat height
37"	33"	29"	24"	16"

PIU SOFA

DOUBLE

B&T



10 yd * 145 sq.ft 📦 45 kg.

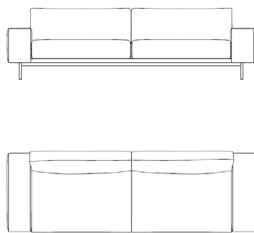
MSRP			
COM/COL&A	B	C	Real Leather
\$5,705	\$6,910	\$8,350	\$10,555

DIMENSIONS					
W	D	H	Seat depth	Seat height	Arm height
71"	33"	29"	24"	16"	21"

PIU SOFA

TRIPLE

B&T



13 yd * 193 sq.ft 📦 55 kg.

MSRP				
	COM/COL&A	B	C	Real Leather
76	\$6,815	\$8,435	\$10,365	\$13,325
89	\$7,680	\$9,505	\$11,680	\$15,015

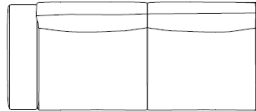
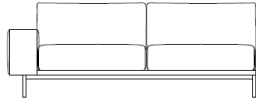
DIMENSIONS						
	W	D	H	Seat depth	Seat height	Arm height
76	87"	33"	29"	24"	16"	21"
89	98	33"	29"	24"	16"	21"



SOFA COLLECTION

PIU SOFA

MID (R/L)

B&T



- # 7 yd  101 sq.ft  40 kg.
- # 9 yd  137 sq.ft  45 kg.
- # 10 yd  145 sq.ft  50 kg.
- # 14 yd  201 sq.ft  55 kg.

MSRP

	COM/COL&A	B	C	Real Leather
49	\$4,135	\$4,950	\$5,915	\$7,415
61	\$5,100	\$6,235	\$7,590	\$9,660
77	\$5,825	\$7,050	\$8,515	\$10,760
88.5	\$6,900	\$8,595	\$10,625	\$13,730

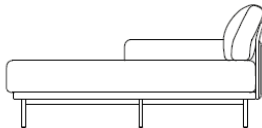
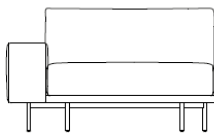
DIMENSIONS

W	D	H	Seat depth	Seat height	Arm height
49"	33"	29"	24"	16"	21
61"	33"	29"	24"	16"	21
77"	33"	29"	24"	16"	21
88.5"	33"	29"	24"	16"	21

PIU SOFA

LOUNGE (L/R)

B&T



- # 9 yd  137 sq.ft  55 kg.

MSRP

	COM/COL&A	B	C	Real Leather
138	\$5,510	\$6,665	\$8,045	\$10,160

DIMENSIONS

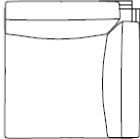
	W	D	H	Seat depth	Seat height	Arm height
138	49	61"	29"	51.5"	16"	21"

SOFA COLLECTION

PIU SOFA

CORNER

B&T



7 yd 🌿 105 sq.ft 📦 30 kg.

MSRP

COM/COL&A	B	C	Real Leather
\$ 3,780	\$ 4,600	\$ 5,590	\$ 7,095



DIMENSIONS

W	D	H	Seat depth	Seat height	Arm height
33"	33"	29"	24"	16"	21"

PIU SOFA

POUF

B&T



2 yd 🌿 23 sq.ft 📦 13 kg.
 # 1 yd 🌿 20 sq.ft 📦 18 kg.
 # 2 yd 🌿 35 sq.ft 📦 25 kg.
 # 2 yd 🌿 28 sq.ft 📦 17 kg.
 # 2 yd 🌿 23 sq.ft 📦 23 kg.

MSRP

	COM/COL&A	B	C	Real Leather
32x20	\$ 1,795	\$ 1,970	\$ 2,185	\$ 2,510
32x32	\$ 1,990	\$ 2,190	\$ 2,425	\$ 2,800
39x39	\$ 2,220	\$ 2,420	\$ 2,655	\$ 3,025
51x20	\$ 2,380	\$ 2,635	\$ 2,945	\$ 3,415
67x20	\$ 2,825	\$ 3,150	\$ 3,550	\$ 4,150

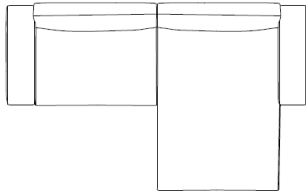
DIMENSIONS

W	D	H	Seat depth	Seat height	Arm height
32"	20"	16"	20"	16"	-
32"	32"	16"	20"	16"	-
39"	39"	16"	20"	16"	-
51"	20"	16"	20"	16"	-
67"	20"	16"	20"	16"	-

PIU SOFA

PLAN 01

B&T



16 yd 239 sq.ft 60 kg.

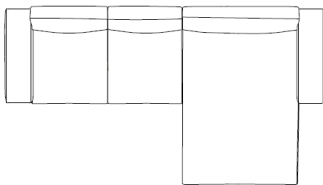
MSRP			
COM/COL&A	B	C	Real Leather
\$9,645	\$11,615	\$13,965	\$17,580

DIMENSIONS		
W	D	H
98"	61"	29"

PIU SOFA

PLAN 02

B&T



19 yd 274 sq.ft 60 kg.

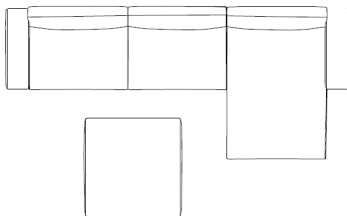
MSRP			
COM/COL&A	B	C	Real Leather
\$10,610	\$12,895	\$15,635	\$15,520

DIMENSIONS		
W	D	H
110"	61"	29"

PIU SOFA

PLAN 03

B&T



26 yd 379 sq.ft 65 kg.

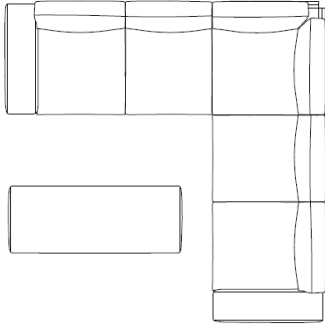
MSRP			
COM/COL&A	B	C	Real Leather
\$14,630	\$17,680	\$21,325	\$26,915

DIMENSIONS		
W	D	H
138"	61"	29"

PIU SOFA

PLAN 04

B&T



MSRP			
COM/COL&A	B	C	Real Leather
\$16,365	\$19,710	\$23,715	\$29,835

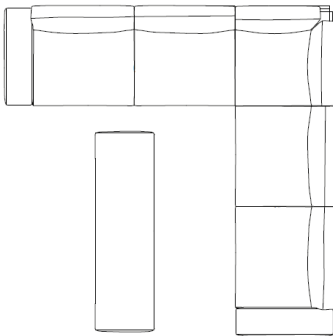
DIMENSIONS		
W	D	H
94"	94"	29"

18 yd ✪ 271 sq.ft 📦 65 kg.

PIU SOFA

PLAN 05

B&T



MSRP			
COM/COL&A	B	C	Real Leather
\$18,255	\$21,860	\$26,170	\$32,765

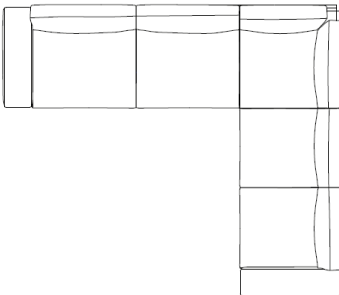
DIMENSIONS		
W	D	H
110"	110"	29"

29 yd ✪ 428 sq.ft 📦 75 kg.

PIU SOFA

PLAN 06

B&T



MSRP			
COM/COL&A	B	C	Real Leather
\$14,710	\$17,890	\$21,695	\$27,515

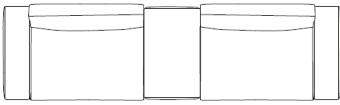
DIMENSIONS		
W	D	H
110"	94"	29"

26 yd ✪ 387 sq.ft 📦 70 kg.

PIU SOFA

PLAN 07

B&T



15 yd 🏠 226 sq.ft 📦 65 kg.

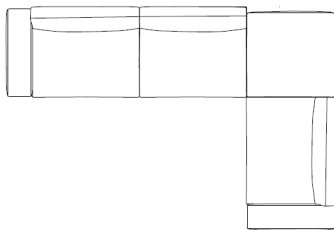
MSRP			
COM/COL&A	B	C	Real Leather
\$10,070	\$11,875	\$14,025	\$17,350

DIMENSIONS		
W	D	H
118"	113.5"	29"

PIU SOFA

PLAN 08

B&T



22 yd 🏠 323 sq.ft 📦 75 kg.

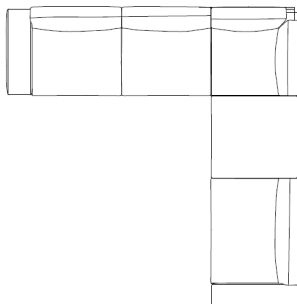
MSRP			
COM/COL&A	B	C	Real Leather
\$13,025	\$15,740	\$18,975	\$23,950

DIMENSIONS		
W	D	H
122"	82"	29"

PIU SOFA

PLAN 09

B&T



27 yd 🏠 398 sq.ft 📦 75 kg.

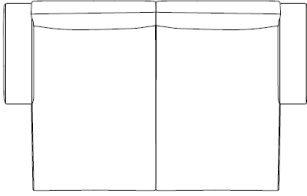
MSRP			
COM/COL&A	B	C	Real Leather
\$15,730	\$18,795	\$22,455	\$28,070

DIMENSIONS		
W	D	H
110"	113.5"	29"

PIU SOFA

PLAN 10

B&T



19 yd # 274 sq.ft # 55 kg.

MSRP			
COM/COL&A	B	C	Real Leather
\$11,015	\$13,330	\$16,095	\$20,320

DIMENSIONS		
W	D	H
98"	61"	29"

PIU SOFA

PLAN 11

B&T



20 yd # 290 sq.ft # 45 kg.

MSRP			
COM/COL&A	B	C	Real Leather
\$11,655	\$14,105	\$17,030	\$21,515

DIMENSIONS		
W	D	H
153.5"	33"	29"

SOFA COLLECTION



PLAT OUTDOOR SOFA

B&T



	Frame	Cushion
Single	# 5 yd	# 6 yd
Triple	# 7.5 yd	# 10 yd
Pouf	# 3 yd	# 2 yd

MSRP				
	COM/COL&A	B	C	Protective Cover
Single	\$6,325	\$6,905	\$7,600	\$580
Triple	\$13,250	\$14,545	\$16,095	\$1,145
Pouf	\$3,745	\$4,070	\$4,470	\$360

DIMENSIONS					
	W	D	H	Seat depth	Seat height
Single	44"	34"	31"	16.5"	16.5"
Triple	89"	40"	31"	16.5"	16.5"
Pouf	33"	26"	16.5"	16.5"	16.5"

SOFA COLLECTION



SET OUTDOOR SOFA B&T



	Frame	Cushion
Single	##2.5 yd	##2.5 yd
Double	##4.5 yd	##4.5 yd
Triple	## 7 yd	## 7 yd

MSRP				
	COM/COL&A	B	C	Protective Cover
Single	\$4,330	\$4,580	\$4,885	\$665
Double	\$7,990	\$8,630	\$9,390	\$875
Triple	\$10,860	\$11,830	\$12,980	\$1,215

DIMENSIONS					
	W	D	H	Seat depth	Seat height
Single	36"	37"	38"	16"	15"
Double	71"	37"	38"	20"	15"
Triple	94"	37"	38"	20"	15"

ZEN SOFA B&T



##3.9 yd 65 sq.ft



10 yd 119 sq.ft

MSRP				
	COM/COL&A	B	C	LEATHER
SINGLE	\$ 4,050	\$ 4,550	\$ 5,145	\$ 6,065
TRIPLE	\$ 7,865	\$ 8,725	\$ 9,745	\$ 11,310

DIMENSIONS			
	W	D	H
SINGLE	33"	35"	29"
TRIPLE	100"	45"	29"

* Camira Vita and Mustang fabrics are not compatible .

DINING / CONFERENCE / MEETING TABLES

AIRFOIL DINING TABLE

m.a.d.



MSRP			
	WALNUT	NATURAL	1 SET LEG
71"x35.5"	\$1,280	\$1,230	\$270
79"x35.5"	\$1,400	\$1,350	\$270

DIMENSIONS		
L	W	H
70.9"	35.4"	29.5"

BANGI RECTANGULAR TABLE 140

BABEL D



MSRP	
METAL	
\$2,515	

DIMENSIONS		
L	W	H
55.1"	35.4"	27.8"

BANGI RECTANGULAR TABLE 220

BABEL D



MSRP	
METAL	
\$3,155	

DIMENSIONS		
L	W	H
86.6"	35.4"	27.8"

BANGI SQUARE TABLE 90

BABEL D



MSRP	
METAL	
\$2,155	

DIMENSIONS		
L	W	H
35.4"	35.4"	27.8"

DINING / CONFERENCE / MEETING TABLES

BEL AIR

KOLLEKTIFF



	MSRP			
	23.5 Dia/Sq	27.5 Dia/Sq	31.5 Dia/Sq	35.5 Dia/Sq
LAMINATE	\$750	\$810	\$875	\$955
LACQUER	\$935	\$1,050	\$1,180	\$1,325
VENEER	\$1,525	\$1,825	\$2,160	\$2,535
COMPACT	\$1,130	\$1,305	\$1,500	\$1,720
MARBLE	\$1,750	\$2,110	\$2,520	\$2,980

DIMENSIONS	
HEIGHT	30"

EEX DINING TABLE

Polypropylene or Wood top.
Nylon + Metal base.

TOOU



	MSRP	
	PP TOP	WOOD TOP
ROUND	\$545	\$615
SQUARE	\$570	\$615

DIMENSIONS		
L	W	H
27.5"	27.5"	30"

ELUSIVE

Powder coated metal base

B&T



	MSRP						
	31.5"x47.5"	31.5"x63"	35.5"x63"	35.5"x71"	35.5"x79"	35.5"x86"	35.5"x94.5"
LAMINATE	\$2,485	\$2,810	\$2,950	\$3,360	\$3,580	\$4,065	\$4,105
LACQUER	\$2,505	\$2,815	\$2,970	\$3,365	\$3,590	\$4,075	\$4,115
WOOD VENEER	\$2,775	\$3,220	\$3,335	\$3,945	\$4,055	\$4,645	\$4,710
FENIX	\$3,075	\$3,695	\$3,735	\$4,630	\$4,645	\$5,320	\$5,355
STONE (NEOLITH)	\$3,605	\$4,325	\$4,360	\$5,280	\$6,120	\$6,150	\$6,265

DIMENSIONS		
L	W	H
27.5"	27.5"	30"

DINING / CONFERENCE / MEETING TABLES

ELUSIVE OUTDOOR TABLE

B&T



- 🪑 290 sq.ft 🛒 25 kg.
- 🪑 505 sq.ft 🛒 28 kg.
- 🪑 634 sq.ft 🛒 30 kg.
- 🪑 753 sq.ft 🛒 32 kg.

MSRP		
	STONE (NEOLITH)	IROKO
35 X 35	\$4,140	\$3,905
63 X 35	\$5,115	\$4,945
79 X 35	\$6,020	\$5,900
94 X 35	\$7,105	\$6,940

DIMENSIONS	
H	S"
29.5"	35 x 35
29.5"	63 x 35
29.5"	79 x 35
29.5"	94 x 35

FIL RECTANGULAR

B&T



MSRP					
	71"x35"	78.7"x35"	86.6"x39.4"	94.5"x39.4"	102"x39.4"
LACQUER	\$5,370	\$6,270	\$6,585	\$6,910	\$8,740
WOOD VENEER	\$5,835	\$7,130	\$7,485	\$7,920	\$9,400
GLASS	\$4,805	\$5,615	\$5,895	\$6,190	\$7,585
MARBLE	\$10,615	\$11,835	\$12,425	\$13,265	-

FIL ROUND

B&T



MSRP			
	Ø 47.2"	Ø 55"	Ø 63"
LACQUER	\$4,980	\$5,900	\$6,440
WOOD VENEER	\$5,485	\$6,630	\$7,450
GLASS	\$4,460	\$5,285	\$5,770
MARBLE	\$8,450	\$9,515	-

DINING / CONFERENCE / MEETING TABLES

FIRA OUTDOOR TABLE ROUND

B&T



25 kg.

MSRP

COMPACT LAMINATE

\$2,790

DIMENSIONS

H	S"
29.5"	Ø35"

GAO RECTANGULAR TABLE 140

BABEL D



MSRP

STEEL TOP **\$2,275**

HPL WHITE TOP **\$3,280**

HPL RUST | CONCRETE TOP **\$2,470**

PAPERSTONE® TOP **\$3,960**

DIMENSIONS

L	W	H
55.1"	31.5"	29.1"

GAO RECTANGULAR TABLE 180

BABEL D



MSRP

STEEL TOP **\$2,465**

HPL WHITE TOP **\$4,315**

HPL RUST | CONCRETE TOP **\$3,240**

PAPERSTONE® TOP **\$6,600**

DIMENSIONS

L	W	H
70.9"	31.5"	29.1"

GAO SQUARE TABLE 80

BABEL D



MSRP

STEEL TOP **\$2,065**

HPL WHITE TOP **\$2,545**

HPL RUST | CONCRETE TOP **\$2,130**

PAPERSTONE® TOP **\$3,870**

DIMENSIONS

L	W	H
31.5"	31.5"	29.1"

DINING / CONFERENCE / MEETING TABLES

GAO

SQUARE TABLE 60

BABEL D



MSRP

STEEL TOP	\$1,170
HPL WHITE TOP	\$1,915
HPL RUST CONCRETE TOP	\$1,505

DIMENSIONS

L	W	H
23.5"	23.5	29.1"

GAO

ROUND TABLE 120

BABEL D



MSRP

STEEL TOP	\$2,930
HPL WHITE TOP	\$4,580
HPL RUST CONCRETE TOP	\$3,295
PAPERSTONE® TOP	\$4,950

DIMENSIONS

D	H
47.2"	29.1"

GAO

ROUND TABLE 60

BABEL D



MSRP

METAL	
STEEL TOP	\$1,170
HPL WHITE TOP	\$1,915
HPL RUST CONCRETE TOP	\$1,505

DIMENSIONS

Dia	H
23.5"	29.1"

DINING / CONFERENCE / MEETING TABLES

GLOBE ROUND BASE

Metal base in powder coated colors.

B&T



	MSRP							
	23.5" dia/sq	27.5" dia/sq	31.5" dia/sq	35.5" dia/sq	39.5" dia/sq	43.5" dia	47.5" dia	51.5" dia
LAMINATE	\$970	\$1,140	\$1,495	\$1,615	\$2,070	\$2,160	\$2,390	x
LACQUER	\$1,080	\$1,220	\$1,685	\$1,825	\$2,065	\$2,290	\$2,660	\$2,785
WOOD VENEER	\$1,225	\$1,465	\$1,915	\$2,175	\$2,365	\$2,690	\$3,535	\$4,310
FENIX	\$1,225	\$1,500	\$2,000	\$2,230	\$2,885	\$3,140	\$3,525	x
COMPACT	\$1,190	\$1,405	\$2,145	\$2,340	\$3,000	\$3,185	\$3,485	x
MARBLE	\$1,405	\$1,620	\$2,160	\$2,405	\$2,810	\$3,140	\$3,655	x
STONE (NEOLITH)	\$1,355	\$1,600	\$2,145	\$2,400	x	x	x	x

DIMENSIONS	
H	
29.5"	

GLOBE SQUARE BASE

Metal base in powder coated colors.

B&T



	MSRP			
	23.5"x23.5 dia/sq"	27.5"x27.5" dia/sq	31.5"x31.5" dia/sq	35.5"x35.5" dia/sq
LAMINATE	\$945	\$1,100	\$1,445	\$1,520
LACQUER	\$1,035	\$1,155	\$1,635	\$1,765
WOOD VENEER	\$1,160	\$1,365	\$1,830	\$2,100
FENIX	\$1,190	\$1,450	\$1,940	\$2,135
COMPACT	\$1,190	\$1,405	\$2,145	\$2,365
MARBLE	\$1,405	\$1,625	\$2,160	\$2,425
STONE (NEOLITH)	\$1,425	\$1,685	\$2,240	\$2,530

DIMENSIONS	
H	
29.5"	

GLOBE ELLIPTIC BASE

B&T



	MSRP						
	LAMINATE	LACQUER	WOOD VENEER	FENIX	COMPACT	MARBLE	STONE (NEOLITH)
31.5"x55"	\$2,005	\$2,080	\$2,815	\$2,555	\$3,055	\$2,910	\$3,025
43.5"x71"	\$4,030	\$3,935	\$4,290	\$5,505	\$5,485	x	x

DIMENSIONS	
H	
29.5"	

* Electrostatic powder coating colors are the only option for the base.

** These sizes have double pedestal base

DINING / CONFERENCE / MEETING TABLES

GLOBE RECTANGULAR BASE

B&T



	MSRP						
	LAMINATE	LACQUER	WOOD VENEER	FENIX	COMPACT	MARBLE	STONE (NEOLITH)
31.5"x47"	\$2,040	\$2,290	\$2,720	\$2,765	\$3,070	\$3,150	\$3,290
31.5"x55	\$2,195	\$2,465	\$2,940	\$2,985	\$3,320	\$3,405	\$3,550
31.5"x63"	\$2,350	\$2,560	\$3,045	\$3,100	\$3,440	\$3,525	\$3,680

DIMENSIONS	
H	
29.5"	

* Electrostatic powder coating colors are the only option for the base.
 ** These sizes have double pedestal base

GLOBE OUTDOOR TABLE ROUND

B&T



MSRP	
STONE (NEOLITH)	
\$2,790	

DIMENSIONS	
H	TOP
29.5"	Ø35.5"

🪑 290 sq.ft 📦 36 kg.

GLOBE OUTDOOR TABLE SQUARE

B&T



MSRP	
STONE (NEOLITH)	
27.5 X 27.5	\$2,040
35 X 35	\$2,910

DIMENSIONS	
H	TOP
29.5"	27.5 x 27.5"
29.5"	35.5 x 35.5"

🪑 290 sq.ft 📦 31 kg.

🪑 172 sq.ft 📦 36 kg.

JOS RECTANGULAR TABLE 160

BABEL D



MSRP	
STEEL TOP	\$3,815
HPL WHITE TOP	\$5,355
HPL RUST CONCRETE TOP	\$4,235

DIMENSIONS		
L	W	H
63"	39.4"	29.1"

DINING / CONFERENCE / MEETING TABLES

JOS

RECTANGULAR TABLE 210

BABEL D



MSRP

STEEL TOP	\$4,750
HPL WHITE TOP	\$7,310
HPL RUST CONCRETE TOP	\$5,385

DIMENSIONS

L	W	H
82.7"	39.4"	29.1"

JOS

SQUARE TABLE 100

BABEL D



MSRP

STEEL TOP	\$3,070
HPL WHITE TOP	\$4,005
HPL RUST CONCRETE TOP	\$3,225

DIMENSIONS

L	W	H
39.4"	39.4"	29.1"

JOS

ROUND TABLE 80

BABEL D



MSRP

STEEL TOP	\$2,710
HPL WHITE TOP	\$3,180
HPL RUST CONCRETE TOP	\$2,730

DIMENSIONS

D	H
31.5"	28.7"

DINING / CONFERENCE / MEETING TABLES

JOS

SQUARE TABLE 80

BABEL D



MSRP

STEEL TOP	\$2,710
HPL WHITE TOP	\$3,180
HPL RUST CONCRETE TOP	\$2,730

DIMENSIONS

L	W	H
31.5"	31.5"	28.7"

KANO

OVAL TABLE

BABEL D



MSRP

STEEL TOP	\$6,695
IRIKO TOP	\$9,495

DIMENSIONS

L	W	H
98.4"	43.3"	29.1"

KANO

RECTANGULAR TABLE

BABEL D



MSRP

	55"	71"
STEEL TOP	\$2,635	\$2,875
HPL WHITE TOP	\$3,535	\$4,470
HPL RUST CONCRETE TOP	\$2,755	\$3,530

DIMENSIONS

W	D	H
55"/71"	27.6"	28.7"

DINING / CONFERENCE / MEETING TABLES

KANO ROUND TABLE

BABEL D



MSRP

STEEL TOP	\$1,270
HPL WHITE TOP	\$1,585
HPL RUST CONCRETE TOP	\$1,170

DIMENSIONS

D	H
27.6"	28.7"

KANO SQUARE TABLE

BABEL D



MSRP

STEEL TOP	\$1,365
HPL WHITE TOP	\$1,870
HPL RUST CONCRETE TOP	\$1,380

DIMENSIONS

L	W	H
31.5"	31.5"	28.7"

KISSI RECTANGULAR TABLE

BABEL D



MSRP

	82.7"	63"
HPL WHITE TOP	\$6,305	\$2,875
HPL RUST CONCRETE TOP	\$5,230	\$4,665
IROKO TOP	\$7,910	x

DIMENSIONS

L	W	H
82.7"	43.3"	29.1"
63"	43.3"	29.1"

DINING / CONFERENCE / MEETING TABLES

KISSI SQUARE TABLE 120

BABEL D



MSRP

STEEL TOP	\$2,585
HPL WHITE TOP	\$4,720
HPL RUST CONCRETE TOP	\$3,325

DIMENSIONS

L	W	H
47.2"	47.2"	29.5"

KISSI SQUARE TABLE 60

BABEL D



MSRP

STEEL TOP	\$1,410
HPL WHITE TOP	\$2,095
HPL RUST CONCRETE TOP	\$1,725

DIMENSIONS

L	W	H
23.5"	23.5"	29"

KISSI ROUND TABLE 125

BABEL D



MSRP

STEEL TOP	\$2,615
HPL WHITE TOP	\$4,685
HPL RUST CONCRETE TOP	\$3,230

DIMENSIONS

D	H
49.2"	29.5"

DINING / CONFERENCE / MEETING TABLES

KISSI ROUND TABLE 70

BABEL D



MSRP

STEEL TOP	\$1,410
HPL WHITE TOP	\$2,095
HPL RUST CONCRETE TOP	\$1,725

DIMENSIONS

D	H
27.5	29"

MELIK SQUARE TABLE 80

BABEL D



MSRP

STEEL TOP	\$2,495
HPL WHITE TOP	\$2,545
HPL RUST CONCRETE TOP	\$2,100

DIMENSIONS

L	W	H
31.5"	31.5"	29.1"

MELIK ROUND TABLE 100

BABEL D



MSRP

STEEL TOP	\$2,585
HPL WHITE TOP	\$3,595
HPL RUST CONCRETE TOP	\$2,685

DIMENSIONS

D	H
39.4"	29.1"

DINING / CONFERENCE / MEETING TABLES

MELIK SQUARE TABLE 70

BABEL D



MSRP

STEEL TOP	\$1,145
HPL WHITE TOP	\$1,510
HPL RUST CONCRETE TOP	\$1,210

DIMENSIONS

L	W	H
27.6"	27.6"	28.3"

MELIK ROUND TABLE 70

BABEL D



MSRP

STEEL TOP	\$1,145
HPL WHITE TOP	\$1,435
HPL RUST CONCRETE TOP	\$1,050

DIMENSIONS

D	H
27.6"	28.3"

MELIK RECTANGULAR TABLE 180

BABEL D



MSRP

STEEL TOP	\$3,285
HPL WHITE TOP	\$4,830
HPL RUST CONCRETE TOP	\$3,700
IROKO TOP	\$5,690

DIMENSIONS

L	W	H
70.9"	31.5"	29.1"

DINING / CONFERENCE / MEETING TABLES

MIA OAK LEGS

Oak MDF Top. Solid Oak Frame

KOLLEKTIFF



MSRP		
OAK		
\$1,390		
DIMENSIONS		
L	W	H
71"	35.5"	28.5"

*This table is sold from stock only. Not available for customized orders.

NORY TABLE

KOLLEKTIFF



MSRP			
	23.5 Dia	27.5 Dia	31.5 Dia
METAL Outdoor/Indoor	\$670	\$680	\$690
LAMINATE	\$800	\$850	\$910
LACQUER	\$1,105	\$1,245	\$1,410
VENEER	\$1,725	\$2,060	\$2,435
COMPACT	\$1,465	\$1,725	\$2,015
DIMENSIONS			
HEIGHT	29"		

RADIUS ELLIPTICAL

B&T



MSRP						
	86.6" x 39.4"	94.5" x 39.4"	106.3" x 39.4"	86.6" x 37.4"	94.5" x 37.4"	106.3" x 37.4"
LAMINATE	\$4,395	\$4,595	\$4,905	-	-	-
LACQUER	\$4,365	\$4,565	\$4,870	-	-	-
WOOD VENEER	\$5,375	\$5,670	\$6,110	-	-	-
FENIX	\$5,475	\$5,475	\$6,210	-	-	-
COMPACT	\$5,495	\$5,495	\$6,240	-	-	-
GLASS	-	-	-	-	-	-
MARBLE	\$7,140	\$7,595	\$8,275	-	-	-
STONE (NEOLITH)	-	-	-	\$5,420	\$5,730	\$6,205

DIMENSIONS	
H	29.5"

DINING / CONFERENCE / MEETING TABLES

RADIUS ROUND

B&T



MSRP		
	Ø 63"	Ø 55.1"
LACQUER	\$3,980	\$4,860
WOOD VENEER	\$4,595	\$5,755

DIMENSIONS	
W	
29.5"	

SERI ROUND

Metal base in powder coated or chrome plated. B&T



MSRP					
	39.5" dia	47" dia	55" dia	59" dia	63" dia
LAMINATE	\$3,170	\$3,660	x	x	x
LACQUER	\$3,150	\$3,635	\$4,065	\$4,380	\$4,690
WOOD VENEER	\$3,650	\$4,350	\$4,970	\$5,440	\$5,890
FENIX	\$3,655	\$4,365	x	x	x
MARBLE	\$4,770	\$5,225	\$5,855	x	x

DIMENSIONS	
H	
29"	

SERI ELLIPTIC

Metal base in powder coated or chrome plated. B&T



MSRP			
	39.5"x71"	43.5"x87"	47"x94"
LAMINATE	\$4,030	\$4,720	\$5,325
LACQUER	\$4,000	\$4,685	\$5,280
WOOD VENEER	\$4,910	\$5,825	\$6,665
FENIX	\$4,810	\$5,915	\$6,745
MARBLE	\$5,995	\$7,810	\$9,235
STONE (NEOLITH)	\$4,745	x	x

DIMENSIONS	
H	
29"	

DINING / CONFERENCE / MEETING TABLES

TORI RECTANGULAR

B&T



	MSRP		
	70.8"X35.4"	86.6"X39.4"	98.4"X39.4"
LAMINATE	\$4,840	\$4,890	\$5,990
LACQUER	\$5,000	\$5,260	\$5,690
WOOD VENEER	\$5,500	\$5,980	\$6,995
FENIX	\$5,780	\$6,345	\$7,270
MARBLE	\$7,200	\$7,725	-
STONE (NEOLITH)	\$6,075	\$6,785	\$6,995

TORI ROUND

B&T



	MSRP			
	Ø 35.4"	Ø 47.2"	Ø 55"	Ø 63"
LAMINATE	\$2,060	\$3,950	\$4,460	\$4,870
LACQUER	\$2,120	\$4,405	\$4,880	\$5,550
WOOD VENEER	\$2,530	\$4,855	\$5,485	\$6,495
FENIX	-	-	-	-
COMPACT	-	-	-	-
MARBLE	\$3,495	\$6,335	\$7,875	-
STONE (NEOLITH)	\$3,390	\$6,215	\$7,020	-

TORI OUTDOOR TABLE ELLIPTICAL

B&T



	MSRP	
	STONE (NEOLITH)	IROKO
70 X 35	\$8,290	\$6,925
87 X 35	\$9,085	\$7,310
98 X 35	\$9,570	\$7,605

DIMENSIONS	
H	S"
29.5"	70 x 35
29.5"	87 x 35
29.5"	98 x 35

TORI OUTDOOR TABLE ROUND

B&T



	MSRP	
	STONE (NEOLITH)	IROKO
	\$4,230	\$3,910

DIMENSIONS	
H	TOP
29.5"	Ø35"

DINING / CONFERENCE / MEETING TABLES

VIVI OUTDOOR TABLE

ELLIPTICAL

B&T



MSRP

STONE (NEOLITH)	
35 X 70	\$4,540
35 X 87	\$5,295
35 X 98	\$5,820

DIMENSIONS

H	TOP
29.5"	35 x 70
29.5"	35 x 87
29.5"	35 x 98

WOODPLATE

RECTANGULAR & SQUARE TOP

B&T



MSRP

	23.5" x 47.5"	31.5" x 55"	35.5" x 71""	39.5" dia/sq.	47.5" dia/sq.
LAMINATE	\$1,520	\$1,895	\$2,465	\$1,755	\$1,985
LACQUER	\$1,405	\$2,235	\$2,430	\$1,810	\$2,060
VENEER	\$1,850	\$2,885	\$3,180	\$2,305	\$2,655
FENIX	\$1,865	\$2,445	\$3,255	\$2,240	\$2,700

DIMENSIONS

H

29.5"

WOODPLATE

ROUND TOP

B&T



MSRP

	Ø 39.5"	Ø 47.5"
LAMINATE -30mm -	\$1,755	\$1,985
LACQUER	\$1,810	\$2,060
VENEER	\$2,305	\$2,655
FENIX	\$2,240	\$2,700

DIMENSIONS

H

29.5"

BAR / BISTRO TABLES

BEL AIR BAR TABLE

Powder coated or chrome plated metal base.

KOLLEKTIFF



MSRP			
	23.5" dia/sq.	27.5" dia/sq	31.5" dia/sq
LAMINATE	\$790	\$845	\$915
LACQUER	\$970	\$1,090	\$1,220
WOOD VENEER	\$1,560	\$1,860	\$2,195
COMPACT	\$1,165	\$1,335	\$1,535
GLASS	\$875	\$960	\$1,055
MARBLE	\$1,780	\$2,145	\$2,555

DIMENSIONS	
H	43.5"

GLOBE

Powder coated metal base.

B&T



MSRP				
	SQUARE BAR		ROUND BAR	
	23.5" X 23.5"	27.5" X 27.5"	23.5" dia	27.5" dia
LAMINATE	\$955	\$1,110	\$985	\$1,150
LACQUER	\$1,050	\$1,175	\$1,090	\$1,230
WOOD VENEER	\$1,175	\$1,380	\$1,235	\$1,485
FENIX	\$1,200	\$1,460	\$1,240	\$1,510
COMPACT	\$1,200	\$1,415	\$1,200	\$1,415
MARBLE	\$1,415	\$1,640	\$1,415	\$1,640
STONE (NEOLITH)	\$1,435	\$1,695	\$1,365	\$1,610

DIMENSIONS	
H	43.5"

* Please specify the base shape, Square or Round.

LILY

KOLLEKTIFF



MSRP	
23.5"	\$780
27.5"	\$830

DIMENSIONS	
T	H
23.5"	39.3"
27.5"	39.3"

BAR / BISTRO TABLES

NORY TABLE

KOLLEKTIFF



	MSRP		
	23.5 Dia	27.5 Dia	31.5 Dia
METAL Outdoor/Indoor	\$750	\$760	\$770
LAMINATE	\$880	\$930	\$990
LACQUER	\$1,185	\$1,325	\$1,490
VENEER	\$1,805	\$2,140	\$2,515
COMPACT	\$1,545	\$1,805	\$2,095

DIMENSIONS	
HEIGHT	41.5"

SIDE / COFFEE / OCCASIONAL TABLES

AIRFOIL COFFEE TABLE

m.a.d.



MSRP

WHITE/BLACK LEGS

OVAL WHITE / BLACK	\$770
REC. WALNUT	\$980

DIMENSIONS

W	D	H
47"	23.5"	14"

AIRFOIL SIDE TABLE

m.a.d.



MSRP

WHITE/BLACK LEGS | BRASS LEGS

	WHITE/BLACK LEGS	BRASS LEGS
WHITE	\$395	\$505
WALNUT	\$500	\$610
F.MARBLE	\$405	\$510

DIMENSIONS

TOP	H
20" dia	21"

ALFIE

Steel frame painted in polyester powder. HPL tabletop. Suitable for outdoor use.

Laminimal



- 🛒 21.4 lbs
- 🛒 22 lbs

MSRP

LOW	HIGH
\$ 490	\$ 505

DIMENSIONS

	W	D	H
LOW	19.3"	19.3"	19"
HIGH	19.3"	19.3"	23.6"

ARISTO SIDE TABLE

Wood top. Chrome or powder coated metal base. Fully assembled.

B&T



MSRP

WHITE/BLACK LEGS

LAMINATE	\$315
LACQUER	\$505
WOOD VENEER	\$645

DIMENSIONS

W	D	H
14"	19.5"	18.5"

SIDE / COFFEE / OCCASIONAL TABLES

AVALON COFFEE TABLE

KOLLEKTIFF



	MSRP	
	27.5" x 17.7" h	35.5" x 14" h
METAL TOP	\$1,235	\$1,470
NATURAL STONE TOP	\$2,945	\$3,720
MARBLE TOP	\$2,945	\$3,720

AVALON

KOLLEKTIFF



	MSRP	
	17.7" dia x 21.5" h	21.5" x 17.7" h
	\$595	\$710

BANGI SQUARE COFFEE TABLE 90

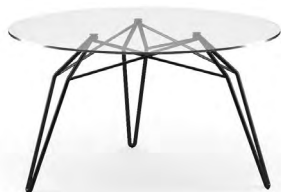
BABEL D



MSRP		
METAL		
\$1,920		
DIMENSIONS		
L	W	H
35.4"	35.4"	11.8"

DIAMOND COFFEE TABLE

KUBIKOFF



MSRP	
	31.5" dia
BLACK BASE	\$ 255
CHROME BASE	\$ 290
DIMENSIONS	
TOP	H
31.5" dia	16.5"

SIDE / COFFEE / OCCASIONAL TABLES

DIAMOND

SIDE TABLE

KUBIKOFF



MSRP	
	20" dia
BLACK BASE	\$ 140
CHROME BASE	\$ 155
DIMENSIONS	
TOP	H
20" dia	20.5"

DRAGE

B&T



MSRP	
	METAL
19" dia top-20.5"h	\$875
27" dia top-16.5"h	\$1,035
34.5" dia top-12.5"h	\$1,190

DRAGE OUTDOOR LOW TABLE

B&T



- 🛋️ 376 sq.ft 🛒 14kg.
- 🛋️ 269 sq.ft 🛒 10kg.
- 🛋️ 215 sq.ft 🛒 8kg.

MSRP	
	ALUMINIUM
Ø35	\$2,270
Ø27	\$1,665
Ø19	\$1,190
DIMENSIONS	
H	S
12.5"	Ø35
16.5"	Ø27
16.5"	Ø19

EEX

SIDE TABLE

Polypropylene or Wood top.
Nylon + Metal base.

TOOU



MSRP		
	PP TOP	WOOD TOP
ROUND	\$505	\$580
SQUARE	\$530	\$580
DIMENSIONS		
	H	
	21"	

SIDE / COFFEE / OCCASIONAL TABLES

ELUSIVE OUTDOOR LOW TABLE

B&T



MSRP		
	STONE (NEOLITH)	IROKO
18 X 18	\$2,350	\$2,430
24 X 24	\$2,715	\$2,725
35 X 35	\$3,655	\$3,560
47 X 24	\$3,550	\$3,615
55 X 24	\$3,880	\$3,895

DIMENSIONS	
H	
14"	

FIELDS SIDE TABLE

Teak Top
White or Black Aluminum **Backyard**



MSRP		
	LOW	HIGH
	\$ 560	\$ 585

DIMENSIONS			
	W	D	H
LOW	14.5"	29"	10.5"
HIGH	14.5"	29"	21.5"

FLY ROUND

Metal base in powder coated or chrome plated. **B&T**



MSRP					
	Ø 20"-22"h	Ø 24"-18"h	Ø 24"-24"h	Ø 35.5"-14.5"h	Ø 49"-14.5"h
LAMINATE	\$695	\$795	\$815	\$1,240	x
LACQUER	\$760	\$935	\$960	\$1,280	\$1,650
WOOD VENEER	\$965	\$1,225	\$1,250	\$1,615	\$2,100
FENIX	\$815	\$965	\$990	\$1,690	x
COMPACT	\$855	\$925	\$945	\$1,815	\$2,920
MARBLE	\$1,495	\$1,690	\$1,715	\$2,690	\$4,150
STONE (NEOLITH)	\$890	\$1,085	\$1,110	\$1,875	x

SIDE / COFFEE / OCCASIONAL TABLES

FLY ELLIPSE

B&T



	MSRP			
	35.5"x20"	24"x47"	31.5"x63"	35.5"x71"
LAMINATE	\$875	\$1,265	\$1,490	\$1,835
LACQUER	\$1,115	\$1,255	\$1,510	\$1,925
WOOD VENEER	\$1,410	\$1,560	\$1,965	\$2,480
FENIX	\$1,100	\$1,620	\$2,140	\$2,660
COMPACT	\$1,290	\$1,575	\$2,850	\$2,990
MARBLE	\$1,750	\$2,595	\$4,195	\$5,325
STONE (NEOLITH)	\$1,445	\$1,890	\$2,700	\$3,305

FLY SQUARE

B&T



	MSRP		
	18" - 21"h	22"-18"h	35.5"-14.5"h
LAMINATE	\$545	\$625	\$1,135
LACQUER	\$650	\$730	\$1,130
WOOD VENEER	\$760	\$905	\$1,415
FENIX	\$645	\$780	\$1,540
COMPACT	\$810	\$875	\$1,780
MARBLE	\$935	\$1,235	\$1,985
STONE (NEOLITH)	\$860	\$1,060	\$1,955

FLY RECTANGULAR

B&T



	MSRP			
	35.5"x20"	23.5"x47"	31.5"x63"	35.5"x71"
LAMINATE	\$820	\$1,145	\$1,395	\$1,735
LACQUER	\$1,010	\$1,130	\$1,370	\$1,795
WOOD VENEER	\$1,320	\$1,415	\$1,825	\$2,400
FENIX	\$1,045	\$1,505	\$2,050	\$2,570
COMPACT	\$1,290	\$1,575	\$2,850	\$3,005
MARBLE	\$1,560	\$1,795	\$3,965	\$5,045
STONE (NEOLITH)	\$1,445	\$1,890	\$2,700	\$3,325

SIDE / COFFEE / OCCASIONAL TABLES

FLY OUTDOOR LOW TABLE RECTANGULAR

B&T



🪵 365 sq.ft 📦 11 kg.

🪵 656 sq.ft 📦 13 kg.

MSRP

STONE (NEOLITH)

47 X 24	\$2,330
63 X 31	\$3,480

DIMENSIONS

H	S
14.5"	47 X 24
14.5"	63 X 31

FLY OUTDOOR LOW TABLE ELLIPTICAL

B&T



🪵 376 sq.ft 📦 11 kg.

🪵 656 sq.ft 📦 13 kg.

MSRP

STONE (NEOLITH)

47 X 24	\$2,235
63 X 31	\$3,370

DIMENSIONS

H	S
14.5"	47 X 24
14.5"	63 X 31

FLY OUTDOOR LOW TABLE SQUARE

B&T



🪵 409 sq.ft 📦 7 kg.

🪵 161 sq.ft 📦 8 kg.

MSRP

STONE (NEOLITH)

35 X 35	\$2,455
22 X 22	\$1,370

DIMENSIONS

H	S
14.5"	35 X 35
18"	22 X 22

SIDE / COFFEE / OCCASIONAL TABLES

FLY OUTDOOR LOW TABLE

ROUND

B&T



☼ 182 sq.ft ☼ 8 kg.
☼ 452 sq.ft ☼ 11 kg.

MSRP

STONE (NEOLITH)	
Ø24	\$1,370
Ø35	\$2,275

DIMENSIONS

H	S
18"	Ø24
14.5"	Ø35

GLOBE

ROUND TOP

Metal base in powder coated or chrome plated.

B&T



MSRP

	20" dia-18"h	20" dia-21.5"h	23.5" dia-18"h	23.5" dia-21.5"h
LAMINATE	\$740	\$870	\$755	\$880
LACQUER	\$835	\$1,005	\$840	\$1,010
WOOD VENEER	\$935	\$1,120	\$945	\$1,125
FENIX	\$1,025	\$1,250	\$1,030	\$1,255
COMPACT	\$1,070	\$1,205	\$1,070	\$1,215
MARBLE	\$1,165	\$1,420	\$1,175	\$1,425
STONE (NEOLITH)	\$1,105	\$1,370	\$1,110	\$1,380

GLOBE

ELLIPSE TOP

B&T



MSRP

	35.5"x23.5"	47"x31.5"	55"x35.5"
LAMINATE	\$1,450	\$1,505	\$1,940
LACQUER	\$1,640	\$1,795	\$2,310
WOOD VENEER	\$1,825	\$2,305	\$2,980
FENIX	\$2,235	\$2,385	\$3,095
COMPACT	\$2,010	\$2,605	\$3,515
MARBLE	\$2,110	\$2,720	\$3,460
STONE (NEOLITH)	\$2,265	\$2,830	\$3,560

DIMENSIONS

H
16"

SIDE / COFFEE / OCCASIONAL TABLES

GLOBE OUTDOOR LOW TABLE ELLIPTICAL

B&T



MSRP

STONE (NEOLITH)

47 X 31	\$3,220
55 X 35	\$4,010

DIMENSIONS

H	S"
16"	47 x 31
16"	55 x 35

GLOBE OUTDOOR LOW TABLE ROUND

B&T



MSRP

STONE (NEOLITH)

22"	\$1,275
18"	\$1,550

DIMENSIONS

H	S"
22"	Ø24
18"	Ø24

KISSI COFFEE TABLE

BABEL D



MSRP

STEEL TOP	\$1,380
HPL WHITE TOP	\$1,955
HPL RUST CONCRETE TOP	\$1,575

DIMENSIONS

Dia	H
27.6"	11.8"

KANO ROUND COFFEE TABLE 70

BABEL D



MSRP

METAL

STEEL TOP	\$1,080
HPL WHITE TOP	\$1,525
HPL RUST CONCRETE TOP	\$1,100

DIMENSIONS

D	H
27.6"	11.8"

SIDE / COFFEE / OCCASIONAL TABLES

LILY

KOLLEKTIFF



MSRP	
METAL	
LILY L	\$570
LILY M	\$495
LILY H	\$510

DIMENSIONS		
	D	H
LILY L	23.5"	15.7"
LILY M	17.7"	19.7"
LILY H	17.7"	23.6"

LOOM SMALL

Wood or Marble Top
Powder coated metal base.

B&T



	MSRP		
	16.5"x16.5"x20"h	23.5"x23.5"x14"h	31.5"x31.5"x14"h
LAMINATE	\$625	\$855	\$1,340
LACQUER	\$650	\$890	\$1,425
WOOD VENEER	\$745	\$1,085	\$1,830
FENIX	\$730	\$1,070	\$1,710
MARBLE	\$1,160	\$1,850	\$2,850

LOOM LARGE

B&T



	MSRP	
	63"x17.5"x14"h	71"x17.5"x14"h
LAMINATE	\$1,700	\$1,970
LACQUER	\$1,795	\$2,075
WOOD VENEER	\$2,650	\$3,045
FENIX	\$2,030	\$2,365
MARBLE	\$3,330	\$3,930

LUGO

Wood or Marble Top
Powder coated metal base.

KOLLEKTIFF



	MSRP				
	LAMINATE	LACQUER	WOOD VENEER	COMPACT	MARBLE
16" dia x 19.5" h	\$430	\$525	\$800	\$625	\$940
23.5" dia x 18" h	\$555	\$740	\$1,275	\$930	\$1550
35.5" dia x 16" h	\$775	\$1,080	\$1,965	\$1,400	\$2,420
35.5" sq x 16" h	\$835	\$1,140	\$2,030	\$1,460	\$2,480
47" sq x 16" h	\$1,110	\$1,645	\$3,225	\$2,215	\$4,025
23.5 x 47 x 16	\$850	\$1,120	\$1,910	\$1,405	\$2,310
31.5 x 63 x 16	\$1,110	\$1,585	\$2,990	\$2,095	\$3,705
Oval 39.5 x 16 x 16	\$755	\$945	\$1,490	\$1,140	\$1,770
Oval 71 x 19.5 x 12	\$1,025	\$1,430	\$2,610	\$1,855	\$3,210

SIDE / COFFEE / OCCASIONAL TABLES

MELIK ROUND COFFEE TABLE 80

BABEL D



MSRP

METAL

STEEL TOP	\$2,345
HPL WHITE TOP	\$2,295
HPL RUST CONCRETE TOP	\$1,845

DIMENSIONS

D	H
31.5"	11.8"

MODEST ROUND

Powder coated metal base with matt chrome or matt brass leg caps.

B&T



MSRP

	15"dia x 19.5"h	19.7"dia x 17.7"h	27.5"dia x 15.7"h	35.5"dia x 15.7"h	47"dia x 15.7"h
LAMINATE	\$740	\$815	\$990	\$1,360	\$1,940
LACQUER	\$805	\$910	\$1,120	\$1,390	\$1,995
WOOD VENEER	\$970	\$1,120	\$1,420	\$1,735	\$2,460
FENIX	\$820	\$940	\$1,240	\$1,770	\$2,700
COMPACT	\$780	\$1,005	\$1,240	\$1,950	\$3,040
MARBLE	\$930	\$1,180	\$1,775	\$2,620	\$4,490
STONE (NEOLITH)	\$1,000	\$1,145	\$1,540	\$2,110	x

PLEASE SPECIFY THE LEGS CAPS COLOUR

MODEST REC. & SQUARE

B&T



MSRP

	17.7"x35.5"	23.5"x47"	31.5"x63"	35.5" - 35.5"	47"-47"h
LAMINATE	\$1,165	\$1,520	\$2,120	\$1,585	\$2,190
LACQUER	\$1,365	\$1,495	\$2,085	\$1,580	\$2,250
WOOD VENEER	\$1,685	\$1,795	\$2,560	\$1,880	\$2,715
FENIX	\$1,405	\$1,885	\$2,800	\$2,005	\$2,955
COMPACT	\$1,650	\$1,955	\$3,645	\$2,260	\$3,295
MARBLE	\$1,885	\$2,725	\$4,455	\$2,995	\$4,795
STONE (NEOLITH)	\$1,885	\$2,450	\$3,685	\$2,600	x

DIMENSIONS

H
15.7"

PLEASE SPECIFY THE LEGS CAPS COLOUR

SIDE / COFFEE / OCCASIONAL TABLES

NOA LOW TABLE

Powder coated metal base. **B&T**



	MSRP						
	LAMINATE	LACQUER	VENEER	FENIX	COMPACT	MARBLE	STONE (NEOLITH)
16"x16"-16"h	\$700	\$820	\$950	\$770	\$915	\$810	\$875
16"x16"-19"h	\$700	\$830	\$955	\$775	\$920	\$815	\$880
16"dia-16"h	\$700	\$820	\$950	\$770	\$915	\$810	\$820
16"dia-19"h	\$700	\$830	\$955	\$775	\$920	815710	\$830

NOTCH

Walnut top
Copper legs **m.a.d.**



	MSRP		
	16"dia-16"h	16"dia-19.5"h	16"dia-23.5"h
WALNUT TOP	\$450	\$485	\$520

OUTO HOCKER

Polypropylene **TOOU**



MSRP		
PP		
\$120		
DIMENSIONS		
L	W	H
17"	16"	16"

*Stackable

PA.HE.KO PA

Polypropylene. UV resistant.
Fully assembled. **TOOU**



MSRP		
PP		
\$130		
DIMENSIONS		
L	W	H
12"	12"	17.5"

SIDE / COFFEE / OCCASIONAL TABLES

PA.HE.KO HE

TOOU



MSRP		
PP		
\$130		
DIMENSIONS		
L	W	H
12"	12"	17.5"

PA.HE.KO KO

TOOU



MSRP		
PP		
\$130		
DIMENSIONS		
L	W	H
12"	12"	17.5"

SANS

Base and tabletop both in solid steelpainted in polyester powder. Suitable for outdoor use.

Laminimal



MSRP			
	SMALL	LARGE	
	\$315	\$485	
DIMENSIONS			
	L	W	H
SMALL	17.7"	17.7"	20"
LARGE	27.5"	27.5"	14.2"

📦 15.9 lbs

📦 32 lbs

SINI WOOD BASE

B&T



MSRP			
	19"dia-21"h	27"dia-17"h	34.5"-13"h
POWDER COATED FINISH	\$795	\$940	\$1,080

SIDE / COFFEE / OCCASIONAL TABLES

SINI OUTDOOR LOW TABLE ROUND

B&T



-  53 sq.ft  8 kg.
-  86 sq.ft  10 kg.
-  139 sq.ft  14 kg.

MSRP

ALUMINIUM

Height	MSRP
19"	\$1,180
27"	\$1,470
35"	\$1,805

DIMENSIONS

H	S
21"	19"
17"	27"
13"	35"

THEO ROUND

Wood top.
Metal base.

B&T



MSRP

	17.5"dia x 21.5"h	23.5"dia x 17.5"h	39.5"dia x 14"h
LAMINATE	\$830	\$1,180	\$1,965
LACQUER	\$1,075	\$1,465	\$2,040
WOOD VENEER	\$1,335	\$2,045	\$2,710
FENIX	\$965	\$1,445	\$2,875

THEO OVAL

B&T



MSRP

	47" x 19.5" x 14"h	63" x 19.5" x 14"h
LAMINATE	\$1,375	\$1,810
LACQUER	\$1,620	\$1,775
WOOD VENEER	\$2,190	\$2,400
FENIX	\$1,870	\$2,485

SIDE / COFFEE / OCCASIONAL TABLES

THICK TOP

Polypropylene with natural waste.
In and Outdoor use. UV resistant.

TOOU



MSRP

	LOW	HIGH
PP	\$220	\$255

DIMENSIONS

	TOP	H
LOW	19" dia top	14"
HIGH	19" dia top	19.5"

TOMO

Polypropylene with natural waste.
In and Outdoor use. UV resistant.

TOOU



MSRP

PP	\$150
----	-------

DIMENSIONS

W	D	H
11"	16"	18"

Stackable

URBAN

Coco powder coated metal.

m.a.d.



MSRP

	24"X24" -16"H	48"X20" -18"H
METAL	\$365	\$540

WOODPLATE PLYWOOD BASE

B&T



MSRP

	35.5 sq/dia-15.7h	47 sq/dia-15.7h	23.5" x 47 -15.7h	27.5" x 55-15.7h
LAMINATE	\$1,390	\$1,845	\$1,320	\$1,650
LACQUER	\$1,435	\$1,910	\$1,300	\$1,565
WOOD VENEER	\$1,845	\$2,470	\$1,660	\$2,115
FENIX	\$1,890	\$2,755	\$1,770	\$2,260

SIDE / COFFEE / OCCASIONAL TABLES

WOODPLATE ROUND WOODY BASE

B&T



	MSRP			
	15" dia-22"h	20" dia-18"h	35.5" dia-16"h	47" dia-16"h
LAMINATE	\$765	\$815	\$1,280	\$1,600
LACQUER	\$820	\$910	\$1,320	\$1,650
WOOD VENEER	\$990	\$1,115	\$1,650	\$2,110
FENIX	\$830	\$935	\$1,690	\$2,340

WOODPLATE SQUARE & RECTANGULAR - WOODY BASE

B&T



	MSRP			
	47"x24"-16"	55"x27.5"-16"h	35.5"x35.5"-16"h	47"x47"-16"h
LAMINATE	\$1,255	\$1,520	\$1,275	\$1,675
LACQUER	\$1,230	\$1,445	\$1,270	\$1,725
WOOD VENEER	\$1,520	\$1,890	\$1,565	\$2,180
FENIX	\$1,610	\$2,005	\$1,685	\$2,415