



**NUANS**

[nuansdesign.com](http://nuansdesign.com)

## **MSRP PRICE LIST**

4 Cragwood Road | 201 345 5550  
Avenel, NJ 07001 USA | [sales@nuansdesign.com](mailto:sales@nuansdesign.com)

# Content

General Information

Terms and Conditions

Guest / Dining / Side Chairs

Chair Pads

Barstool and Counter Stools

Office / Task Chairs

Lounge Chairs

Ottomans and Footstools

Co-Seating / Co-Working

Benches

Sofas

Dining / Conference / Meeting Tables

Bar / Bistro Tables

Side / Coffee / Occasional Tables

Shelves

## **General Information**

### **Placing Orders**

To submit orders or for product inquiries please e-mail: [sales@nuansdesign.com](mailto:sales@nuansdesign.com)

The following information is required when placing an order: Product Name/Description, Quantity, Fabric, End User Information, a Purchase Order Number, and an authorized signature as well as any product specific options (as outlined in the Price List).

### **Pricing**

Prices shown are U.S. Domestic prices and apply to orders shipped within the United States. Prices do not include shipping and are subject to change. All pricing errors are subject to correction.

### **Terms**

Prepayment is required for everyone. No exceptions.

### **Order Acknowledgement**

Nuans office emails acknowledgement of each order within 24 business hours. If you do not receive acknowledgement in 48 hrs, please contact [sales@nuansdesign.com](mailto:sales@nuansdesign.com) or call the office at 201-345-5550.

Order acknowledgements will be made for each order and will indicate stock status or final production specifications. Buyers should check acknowledgements to be sure that all order details are correct. Orders will not be acknowledged or entered for production until all specification information is complete {see checklist for ordering}. Accepted orders are subject to the terms and conditions set forth herein, and on our acknowledgement, notwithstanding any variance in terms and conditions set forth on buyer's order form.

### **Customer's Own Material (COM)**

Nuans Design will gladly accept orders using the customer's own material (COM). We strive to produce the same high quality workmanship whether you select our graded-in materials or use COM. Please be advised that if materials are purchased elsewhere, the customer is fully responsible for the condition of those goods. All COM fabric must be 54-55" wide. We recommend that customers carefully inspect all fabric, trim, and other materials prior to delivering those goods to NUANS. Please confirm with us, prior to purchase, the amount of yardage required based upon the requested product.

Yardage requirement information is listed in product pages for most of the products. We will need to know the fabric repeat (both vertical and horizontal) and the fabric width. In addition, to protect both of us from unforeseen circumstances, we may request additional yardage as insurance, as receiving more materials after the project has begun production is often not possible. We request that all fabric be delivered to us properly rolled on fabric tubes. We do not recommend folding decorator fabric in any way. Improper methods of fabric storage may result in permanent creases in customer goods. Folded or improperly rolled fabric may require extensive pressing and we will not guarantee the removal of creases or wrinkles. We will do our absolute best to work around flaws and imperfections. We reserve the right to refuse goods that are heavily flawed. Upon receipt of all COM goods, we assume you have carefully inspected them.

Please be advised that we are not in any way responsible for problems such as: Yardage shortage - Dye lot variation - Poor drape ability - Flaws and imperfections including tears, pulls or holes - Dirt spots, stains, or fading - Pattern drift or misalignment - Creases or wrinkles due to improper storage - Any undesirable outcome due to fabric imperfection. Nuans does not guarantee the performance of any fabric, material, or article purchased by the client for use in said work agreement.

## COM Shipping Fees to Overseas Manufacturing Facilities

1 - 10 yards: \$250  
Each additional 10 yards (up to 100 yards): \$75  
Contact us for over 100 yards.

## COM Shipping Instruction

We have several manufacturing facilities in countries around the world. Each country has its own customs rules and regulations. In order to ensure timely and smooth delivery of our customers' materials to the factories, we strongly recommend that customers ship their materials to our New Jersey warehouse. We will immediately forward those materials to the factories. Shipping expenses will be added to customers' invoices. However, thanks to our large volume of shipments to the factories, we will be able to ship customers' materials at a much lower cost. In most cases we cover customs duties, tariffs and similar expenses. We don't reflect those expenses to our customers.

## Customizations & Private Label Manufacturing

Nuans is equipped to accept customizations. Even manufacturing your own designs is accepted with minimum order quantity requirements. Customized requests, special wood stain finishes, and special metal powder coatings are possible for many items upon request. Please consult our office with specs and details. Once we determine the applicability of your special requirements, a price quotation will be provided.

## Lead Times

TOOU and NUANS collections are generally sold from inventory. Almost all items offered from these collections are in stock in the USA and can be shipped immediately. For backordered items, orders larger than what we have in stock, or items which are not in our stock program; please contact our office. NUANS customized order lead time is 10-12 weeks from the date order has been processed.

B&T is mostly made to order. B&T lead-time is 10-12 weeks from the date the order has been processed.

Prostoria is also made to order. Prostoria's standard lead time is 10-12 weeks from the date the order has been processed. Quicker lead times are available via airfreight with 20% markup.

True Design is also made to order. True Design's standard lead time is 14-16 weeks from the date the order has been processed.



## Order Changes

Requests for changes to orders must be submitted in writing and are subject to approval and applicable cost.

## Parts

Orders for parts must be submitted with a courier account number. Orders received without this information will ship COD.

## Shipping

Nuans offers optional shipping and handling. Shipping and delivery is via common carrier. Shipping and handling charges are pre-calculated and prepaid by Nuans, then included in the original invoice at the time of shipment. This optional guaranteed shipping and handling enables the purchaser to pre-determine shipping and handling charges when ordering and provides the purchaser with a single invoice for both Nuans products and shipping and handling charges.

General shipping and handling charges are for curbside delivery only and do not include inside delivery, unpacking, removal of cartons, or installation. A request for call prior to delivery is an additional \$25. Additional charges will be determined on a per shipment basis. Should Nuans incur additional charges after billing due to delivery issues such as non-dock, re-delivery, or other issues, the customer may be liable for those additional charges. Please indicate special delivery instructions or issues with your order.

Contact Nuans for product, freight and creating information for shipments outside the Continental US. Orders are shipped FOB Avenel, New Jersey. Freight is prepaid by Nuans and allowed to one destination. Title of goods or changes when merchandise leaves Nuans' dock, and any subsequent freight damage and all freight claims are the responsibility of the purchaser or consignee to report to the carrier promptly upon receipt and to settle any issues or claims directly with the carrier.

## Storage

If the customer will not accept delivery in accordance with Nuans' order confirmation when goods are ready to ship, Nuans reserves the right to transfer goods to storage at customer's risk and expense and deem such transfer as delivery for all purposes including invoicing and payment.

## Additional Notes on Pricing

The net price will be increased by 5% if two different fabrics are used for upholstery on the same product.

The power unit or cable hole can be added to any B&T tabletop. The tabletop cutout price is net \$100.

Prostoria's minimum order amount for airfreight orders is \$1,500. 10% domestic shipping charge for Prostoria orders \$1500+

Nuans' liability hereunder shall not exceed the amount paid for the original piece of furniture. Nuans will replace or repair the piece of furniture at Nuans' availability. Warranty coverage is provided in the United States of America only.

Our obligation during this warranty period is limited to repair or replacement at our option. We offer no warranty on chair upholstery materials, operating components, other than those expressed by the manufacturer of those components.

This warranty becomes null and void on any goods repaired or altered by any person not so authorized by Nuans or its manufacturers or any merchandise which has been subject to misuse, improper storage, including placing chairs sitting down on tables, negligence, or accident.

We make no other warranties either expressed or implied as to any matter whatsoever, including without limitation, the condition of the merchandise, its merchantability, or its fitness for any user or purpose.

### Warranty Support

For damage and parts support email: [sales@nuansdesign.com](mailto:sales@nuansdesign.com) All claims will be processed by the Customer Service Department. All returns must be authorized in writing. Merchandise authorized for return and subsequent repair or replacement merchandise shall be removed from service, all shipping and installation charges shall be at the expense of the customer. Since furniture is installed and used under a variety of conditions, users are required to make inspections every six months to look for damage or signs of structural fatigue incurred in daily handling, use, or abuse. Inspections must include but are not limited to, the tightening of bolts and fasteners, and the lubrication of mechanisms. Failure to properly maintain Nuans products will void this warranty.

### Return Policy

Please inspect your purchase immediately upon delivery. If there is a problem with your order, contact our Customer Service team at {201} 345-5550 within three {3}{7} days of receipt. You may also contact us at [sales@nuansdesign.com](mailto:sales@nuansdesign.com) If you receive a damaged, defective or incorrect item, we will work with you to make things right.

If you wish to return an item, your refund will be reduced by a restocking charge equal to 30% of the purchase price and you will be responsible for outbound and return shipping and delivery charges. Returns must be received in original condition within 30 days.

Credit card orders will receive refunds in the form of a credit back to the original account. Check and cash payments will be returned via a refund check.

Please be aware that furniture is susceptible to damage during transit. We take great care to pack shipments so that they will arrive safely, so be sure to retain the original packing materials, original receipt, and all merchandise tags for any item that you wish to return to us. You may have to provide supplementary packing materials if the outer carton has been worn during the original trip out to you. Standard Shipping and White Glove Delivery Service charges are not refundable. We do not accept any returns or exchanges on custom or special order furniture.

### Cancellation Policy

In-stock items normally ship within 24-48 hours after an order has been placed. If you order by credit card, your card will be charged as each item is shipped. We will accept cancellation of your order for items that have not shipped or that are on backorder. Once an item has shipped, cancellation is not possible. Custom and special-order items cannot be canceled. Orders may not be terminated without Nuans' consent. Cancellation will not be accepted after fabric has been cut or after materials have been placed on order.

## Terms & Conditions

### Dimensions

Dimensions noted are approximate and may deviate slightly.

### Care and Maintenance

To maintain the appearance of fabric upholstery, regular vacuuming is required. For the treatment of stains, consulting a professional cleaning service is suggested.

For optimal leather upholstery maintenance, dust regularly and wipe clean with a cloth dampened with mild liquid soap and water. For the treatment of stains, consulting a professional cleaning service is suggested.

### Claims

All claims should be emailed to [sales@nuansdesign.com](mailto:sales@nuansdesign.com). Nuans take the utmost care in packaging and shipping. Nuans is not responsible for damage suffered in transit or during storage. The customer must examine merchandise upon receipt and note any obvious damage on the carrier's delivery receipt. Nuans liability ends when the carrier issues a clear receipt to Nuans, which is an acknowledgment by the transportation company that the shipment has been received by them in good condition. Do not give the carrier a clear receipt for cartons appearing to be damaged. If the customer finds the contents are damaged upon opening, unpacking should be stopped immediately and an inspector of the transportation company called to examine the shipment and indicate on the delivery receipt the exact condition of the contents. Any concealed damage must be reported to Nuans in writing, within 24 hours of receipt. All packaging materials are required to be kept for inspection. Failure to make such claims shall constitute full acceptance of the merchandise.

### Warranty

Nuans Design { Nuans } warrants all lines of merchandise represented and distributed by Nuans is manufactured in accordance with high industrial and design standards and is warranted to be free from defects of material and workmanship for a period of {3} three years. Warranty coverage begins on the date the unit is originally sold by Nuans.

This warranty covers goods under normal use and is in service under conditions for which the merchandise is designed.

### Warranty Limitations

Nuans limited warranty does not cover defects, damages, or failures caused by the common carrier, user, or other persons, pets, or rodents, or resulting from, without limitation, any of the following: careless handling; modifications of any type, for any reason; incorrect use or any use in a manner inconsistent with the design of the furniture {i.e. standing on a chair, which should only be used for seating}; lack of routine proper maintenance; use of abrasive or improper cleaners; or acts of nature, such as lightning, floods, earthquakes, etc. In addition, Nuans will not be responsible for incidental or consequential damages or losses from any cause including its own negligence, including without limitation loss of time, inconvenience, or commercial loss. This limited warranty does not include labor, transportation, or other costs incurred in the shipment of the original unit, or loss of use damage, including loss of sales, profit, or business advantage of any kind under any circumstances. Furniture is excluded from warranty coverage if any addition, deletion, or modification of any kind whatsoever has been made to the unit.

GUEST / DINING / SIDE CHAIRS and ARMCHAIRS

ACER

NUANS



CHAIR # 1.5 yd 20 sq.ft  
SEAT PAD # 0.6 yd 9 sq.ft

| MSRP              |           |           |       |       |         |
|-------------------|-----------|-----------|-------|-------|---------|
|                   | ALL METAL | COM/COL&A | B     | C     | LEATHER |
| INDOOR            | X         | \$790     | \$850 | \$995 | \$1,040 |
| OUTDOOR ALL METAL | X         | X         | X     | X     | X       |
|                   | X         | X         | \$245 | X     | X       |

| DIMENSIONS |       |       |        |       |
|------------|-------|-------|--------|-------|
| W          | D     | H     | SH     | Arm H |
| 25.5"      | 21.6" | 30.7" | 18.15" | 29"   |

ALAMOSA

NUANS



# 0.7 yd 11 sq.ft

| MSRP             |          |           |       |       |
|------------------|----------|-----------|-------|-------|
|                  | ALL WOOD | COM/COL&A | B     | C     |
| ASHWOOD          | \$600    | X         | X     | X     |
| UPHOLSTERED SEAT | X        | \$630     | \$685 | \$740 |

| DIMENSIONS |       |        |        |
|------------|-------|--------|--------|
| W          | D     | H      | SH     |
| 17.95"     | 18.90 | 30.71" | 18.11" |

ALAMOSA ARMCHAIR

NUANS



# 0.7 yd 11 sq.ft

| MSRP             |          |           |       |       |
|------------------|----------|-----------|-------|-------|
|                  | ALL WOOD | COM/COL&A | B     | C     |
| ASHWOOD          | \$750    | X         | X     | X     |
| UPHOLSTERED SEAT | X        | \$725     | \$780 | \$835 |

| DIMENSIONS |        |        |       |
|------------|--------|--------|-------|
| W          | D      | H      | SH    |
| 22.05"     | 18.90" | 30.71" | 18.11 |

ALEK

Solid wood structure. Upholstered seat. Fully assembled.

B&T



# 0.7 yd 11 sq.ft

| MSRP    |           |         |         |         |
|---------|-----------|---------|---------|---------|
|         | COM/COL&A | B       | C       | Leather |
| ASHWOOD | \$1,495   | \$1,590 | \$1,675 | \$1,950 |

| DIMENSIONS |     |       |       |       |
|------------|-----|-------|-------|-------|
| W          | D   | H     | SH    | Arm H |
| 24"        | 22" | 29.5" | 18.5" | 26.5" |

GUEST / DINING / SIDE CHAIRS and ARMCHAIRS

**BANGI**

**BABEL D**



|              |       |       |
|--------------|-------|-------|
| MSRP         |       |       |
| METAL        |       |       |
| <b>\$845</b> |       |       |
| DIMENSIONS   |       |       |
| W            | D     | H     |
| 20.5"        | 22.8" | 30.7" |

**BELLEVUE**

**NUANS**



|              |       |       |     |
|--------------|-------|-------|-----|
| MSRP         |       |       |     |
| <b>\$385</b> |       |       |     |
| DIMENSIONS   |       |       |     |
| W            | D     | H     | SH  |
| 17.7"        | 17.7" | 31.5" | 18" |

**BELLEVUE**

ARM CHAIR

**NUANS**



|              |       |       |     |
|--------------|-------|-------|-----|
| MSRP         |       |       |     |
| <b>\$395</b> |       |       |     |
| DIMENSIONS   |       |       |     |
| W            | D     | H     | SH  |
| 17.7"        | 17.7" | 31.5" | 18" |

**CADREA**

Polypropylene - UV Resistant Monobloc.

**TOOU**



#0.25 yd 6 sq.ft

|              |             |              |
|--------------|-------------|--------------|
| MSRP         |             |              |
| CHAIR PP     | SEAT PAD    | COM          |
| <b>\$190</b> | <b>\$65</b> | <b>\$190</b> |
| DIMENSIONS   |             |              |
| W            | D           | H            |
| 18.5"        | 18.5"       | 31"          |

GUEST / DINING / SIDE CHAIRS and ARMCHAIRS

**CAMAROSA**

**NUANS**



# 2.5yd ✪ 36 sq.ft

| MSRP      |       |         |         |
|-----------|-------|---------|---------|
| COM/COL&A | B     | C       | LEATHER |
| \$780     | \$850 | \$1,035 | \$1,090 |

| DIMENSIONS |       |       |     |
|------------|-------|-------|-----|
| W          | D     | H     | SH  |
| 23.5"      | 21.7" | 30.1" | 18" |

**CONTI**

Powder coated metal structure. Fully assembled.

**NUANS**



| MSRP  |  |  |  |
|-------|--|--|--|
| METAL |  |  |  |
| \$210 |  |  |  |

| DIMENSIONS |     |     |     |
|------------|-----|-----|-----|
| W          | D   | H   | SH  |
| 17"        | 21" | 34" | 18" |

**DAZZLE CONICAL LEG**

**NUANS**



# 1.91 yd ✪ 28 sq.ft

| MSRP      |         |         |         |
|-----------|---------|---------|---------|
| COM/COL&A | B       | C       | LEATHER |
| \$1,140   | \$1,210 | \$1,395 | \$1,450 |

| DIMENSIONS |       |     |
|------------|-------|-----|
| W          | D     | H   |
| 22"        | 23.6" | 31" |

**DAZZLE PIPE LEG**

**NUANS**



# 1.64 yd ✪ 24.8 sq.ft

| MSRP      |       |         |         |
|-----------|-------|---------|---------|
| COM/COL&A | B     | C       | LEATHER |
| \$860     | \$920 | \$1,080 | \$1,130 |

| DIMENSIONS |       |     |
|------------|-------|-----|
| W          | D     | H   |
| 23.6"      | 21.3" | 31" |

GUEST / DINING / SIDE CHAIRS and ARMCHAIRS

**DAZZLE** WOOD LEG

**NUANS**



#1.64 yd 24.8 sq.ft

| MSRP      |         |         |         |
|-----------|---------|---------|---------|
| COM/COL&A | B       | C       | LEATHER |
| \$1,040   | \$1,100 | \$1,255 | \$1,305 |

| DIMENSIONS |       |     |
|------------|-------|-----|
| W          | D     | H   |
| 23.6"      | 21.3" | 31" |

**DAISY** SLED BASE

Injection molded contract grade foam. Various base options. Fully assembled.

**B&T**



#1.5 yd 23 sq.ft

| MSRP      |         |         |         |
|-----------|---------|---------|---------|
| COM/COL&A | B       | C       | Leather |
| \$1,075   | \$1,255 | \$1,400 | \$1,855 |

| DIMENSIONS |     |     |     |       |       |
|------------|-----|-----|-----|-------|-------|
| W          | D   | H   | SH  | ArmH  | SD    |
| 23.5"      | 21" | 32" | 18" | 24.5" | 15.7" |

Base finish options: Powder coated in available RAL colors or polished chrome.

**DAISY** PLYWOOD BASE

**B&T**



#1,5 yd 23 sq.ft

| MSRP            |         |         |         |
|-----------------|---------|---------|---------|
| COM/COL&A       | B       | C       | Leather |
| Ashwood \$1,210 | \$1,390 | \$1,540 | \$1,995 |

| DIMENSIONS |     |     |     |      |       |
|------------|-----|-----|-----|------|-------|
| W          | D   | H   | SH  | ArmH | SD    |
| 23"        | 21" | 32" | 16" | 24"  | 15.7" |

Wood base can be stained in natural ash, walnut or black colors.

**DAISY** 4 PRONGS SWIVEL BASE

**B&T**



#1,5 yd 23 sq.ft

| MSRP      |         |         |         |
|-----------|---------|---------|---------|
| COM/COL&A | B       | C       | Leather |
| \$1,175   | \$1,355 | \$1,500 | \$1,950 |

| DIMENSIONS |     |     |     |      |       |
|------------|-----|-----|-----|------|-------|
| W          | D   | H   | SH  | ArmH | SD    |
| 23.5"      | 21" | 32" | 16" | 24"  | 15.7" |

Base can be polished chrome or powder painted as per RAL colors.



## GUEST / DINING / SIDE CHAIRS and ARMCHAIRS

### DANTE

Solid wood frame with metal seat support. Plywood seat and backrest. Stackable x 3

**B&T**



# 0,8yd 14 sq.ft Upholstered Seat  
# 1,2yd 20 sq.ft Upholstered Seat & Backrest\*

| MSRP             |       |       |         |         |         |
|------------------|-------|-------|---------|---------|---------|
|                  | WO-UP | COM/  | B       | C       | Leather |
| AshWood All Wood | \$810 | -     | -       | -       | -       |
| AshWood S-UP     | -     | \$885 | \$990   | \$1,980 | \$1,125 |
| AshWood UP       | -     | \$980 | \$1,040 | \$1,090 | \$1,225 |

| DIMENSIONS |     |       |     |  |
|------------|-----|-------|-----|--|
| W          | D   | H     | SH  |  |
| 19.5"      | 19" | 32.5" | 18" |  |

\* NewKing, Canyon, Vita, Brussel, and Leather is not available for the backrest upholstery.

### DIAMOND DIMPLE / DIMPLE PERFORATED

Shell: Polypropylene 85% / fiber glass 15%, UV resistant, matte texture.  
Base: chrome, gold or black metal legs. Simple assembly required.

**KUBIKOFF**



| MSRP  |  |  |  |  |
|-------|--|--|--|--|
| PP    |  |  |  |  |
| \$250 |  |  |  |  |

| DIMENSIONS |     |     |     |      |
|------------|-----|-----|-----|------|
| W          | D   | H   | SH  | ArmH |
| 20.5"      | 23" | 32" | 18" | 24"  |

\*seat pads available

### DIAMOND V9

**KUBIKOFF**



| MSRP  |  |  |  |  |
|-------|--|--|--|--|
| PP    |  |  |  |  |
| \$255 |  |  |  |  |

| DIMENSIONS |     |     |     |  |
|------------|-----|-----|-----|--|
| W          | D   | H   | SH  |  |
| 20.5"      | 23" | 32" | 18" |  |

\*seat pads available

### DION SIDE CHAIR

Solid wood structure. Upholstered seat. The backrest' back upholstery is optional. Fully assembled.

**B&T**



# 1 yd 14 sq.ft

| MSRP    |           |         |         |         |
|---------|-----------|---------|---------|---------|
|         | COM/COL&A | B       | C       | Leather |
| Ashwood | \$1,205   | \$1,290 | \$1,360 | \$1,515 |

| DIMENSIONS |       |       |       |  |
|------------|-------|-------|-------|--|
| W          | D     | H     | SH    |  |
| 18.5"      | 21.5" | 30,5" | 18.5" |  |

\* The backrest' back upholstery is optional. Please select.

## GUEST / DINING / SIDE CHAIRS and ARMCHAIRS

### DION ARMCHAIR

**B&T**



# 1 yd ☼ 14 sq.ft

| MSRP    |           |         |         |         |
|---------|-----------|---------|---------|---------|
|         | COM/COL&A | B       | C       | Leather |
| Ashwood | \$1,330   | \$1,410 | \$1,480 | \$1,635 |

| DIMENSIONS |       |       |       |       |
|------------|-------|-------|-------|-------|
|            | W     | D     | H     | SH    |
|            | 18.5" | 21.5" | 30.5" | 18.5" |

\* The backrest' back upholstery is optional. Please select.

### DOT VENEERED WOOD SEAT

Plywood seat and back. Upholstered backpad. Seat upholstery is optional. Metal base. Fully assembled.

**B&T**



#0,4 yd ☼ 6.5 sq.ft

| MSRP                |       |       |       |         |
|---------------------|-------|-------|-------|---------|
|                     | COM/  | B     | C     | Leather |
| Ashwood w / out ARM | \$785 | \$835 | \$875 | \$985   |
| Ashwood w / ARM     | \$815 | \$865 | \$905 | \$1,010 |

| DIMENSIONS |       |     |       |       |           |       |
|------------|-------|-----|-------|-------|-----------|-------|
|            | W     | D   | H     | SH    | AH        | SD    |
|            | 19.5" | 20" | 33.5" | 16.5" | ~ / 25.5" | 14.5" |

\* Stackable x 4.

### DOT UPHOLSTERED SEAT

**B&T**



#0,7 yd ☼ 10 sq.ft

| MSRP                |           |       |         |         |
|---------------------|-----------|-------|---------|---------|
|                     | COM/COL&A | B     | C       | Leather |
| Ashwood w / out ARM | \$860     | \$925 | \$985   | \$1,160 |
| Ashwood w / ARM     | \$910     | \$980 | \$1,035 | \$1,210 |

| DIMENSIONS |       |     |       |       |           |       |
|------------|-------|-----|-------|-------|-----------|-------|
|            | W     | D   | H     | SH    | AH        | SD    |
|            | 19.5" | 20" | 33.5" | 16.5" | ~ / 25.5" | 15.7" |

\* Stackable x 4.

### DUPONT

Powder coated metal frame

**B&T**



# 1.1 yd ☼ 18 sq.ft

| MSRP    |       |
|---------|-------|
| Ashwood | \$675 |

| DIMENSIONS |     |       |     |       |     |
|------------|-----|-------|-----|-------|-----|
|            | W   | D     | H   | SH    | SD  |
|            | 20" | 21.5" | 33" | 18.5" | 14" |

\*Stackable x 4.

## GUEST / DINING / SIDE CHAIRS and ARMCHAIRS

**DUPONT** UPHOLSTERED SEAT

Plywood seat - Powder coated metal frame

**B&T**



# 1.1 yd ✪ 18 sq.ft

| MSRP      |       |       |         |
|-----------|-------|-------|---------|
| COM/COL&A | B     | C     | Leather |
| \$780     | \$880 | \$960 | \$1,175 |

| DIMENSIONS |       |     |       |     |
|------------|-------|-----|-------|-----|
| W          | D     | H   | SH    | SD  |
| 20"        | 21.5" | 33" | 18.5" | 14" |

**FLA**

**TOOU**



# 1.5 yd ✪ 23 sq.ft

| MSRP  |                        |
|-------|------------------------|
| PP    | PAD                    |
| \$210 | \$80<br>(TOOU Fabrics) |

| DIMENSIONS |       |       |       |
|------------|-------|-------|-------|
| W          | D     | H     | SH    |
| 20.8"      | 22.4" | 30.3" | 18.5" |

**GAO** CHAIR

**BABEL D**



| MSRP  |
|-------|
| Metal |
| \$820 |

| DIMENSIONS |       |       |
|------------|-------|-------|
| W          | D     | H     |
| 17.7"      | 19.7" | 31.5" |

**GAO** CUSHION

**BABEL D**



| MSRP          |
|---------------|
| CHAIR CUSHION |
| \$180         |

## GUEST / DINING / SIDE CHAIRS and ARMCHAIRS

### GRACE WOOD - UPHOLSTERED BACK

B&T



# 2 yd ☆ 28 sq.ft

| MSRP      |         |         |         |
|-----------|---------|---------|---------|
| COM/COL&A | B       | C       | Leather |
| \$1,500   | \$1,680 | \$1,835 | \$2,230 |

| DIMENSIONS |     |     |       |       |       |
|------------|-----|-----|-------|-------|-------|
| W          | D   | H   | SH    | Arm H | SD    |
| 23.6"      | 23" | 33" | 19.3" | 25.2" | 17.8" |

### GRACE WOOD - PLYWOOD BACK

B&T



# 2 yd ☆ 28 sq.ft

| MSRP      |         |         |         |
|-----------|---------|---------|---------|
| COM/COL&A | B       | C       | Leather |
| \$1,700   | \$1,850 | \$1,975 | \$2,315 |

| DIMENSIONS |     |     |       |       |       |
|------------|-----|-----|-------|-------|-------|
| W          | D   | H   | SH    | Arm H | SD    |
| 23.6"      | 23" | 33" | 19.3" | 25.2" | 17.8" |

### GRACE PREMIUM S - UPHOLSTERED BACK

B&T



# 2 yd ☆ 28 sq.ft

| MSRP      |         |         |         |
|-----------|---------|---------|---------|
| COM/COL&A | B       | C       | Leather |
| \$1,755   | \$1,915 | \$2,065 | \$2,460 |

| DIMENSIONS |     |     |       |       |       |
|------------|-----|-----|-------|-------|-------|
| W          | D   | H   | SH    | Arm H | SD    |
| 23.6"      | 23" | 33" | 19.3" | 25.2" | 17.8" |

### GRACE PREMIUM S - PLYWOOD BACK

B&T



# 2 yd ☆ 28 sq.ft

| MSRP      |         |         |         |
|-----------|---------|---------|---------|
| COM/COL&A | B       | C       | Leather |
| \$2,025   | \$2,155 | \$2,280 | \$2,620 |

| DIMENSIONS |     |     |       |       |       |
|------------|-----|-----|-------|-------|-------|
| W          | D   | H   | SH    | Arm H | SD    |
| 23.6"      | 23" | 33" | 19.3" | 25.2" | 17.8" |

**GUEST / DINING / SIDE CHAIRS and ARMCHAIRS**

**HOLI** SIDE CHAIR I SOLID/PERFORATED

Seat: Polypropylene, UV resistant. Galvanized metal base. Stackable x 6.  
Simple assembly required. Indoor/Outdoor.

**TOOU**



| MSRP         |     |     |       |
|--------------|-----|-----|-------|
| PP           |     |     |       |
| <b>\$195</b> |     |     |       |
| DIMENSIONS   |     |     |       |
| W            | D   | H   | SH    |
| 19"          | 20" | 31" | 18.5" |

\* Stackable x 6.

**HOLI** ARMCHAIR I SOLID/PERFORATED

**TOOU**



| MSRP         |     |     |       |
|--------------|-----|-----|-------|
| PP           |     |     |       |
| <b>\$220</b> |     |     |       |
| DIMENSIONS   |     |     |       |
| W            | D   | H   | SH    |
| 21.5"        | 20" | 31" | 18.5" |

\* Stackable x 6.

**HOLI** SLED BASE - SIDE CHAIR I SOLID/PERFORATED

**TOOU**



| MSRP         |       |       |       |
|--------------|-------|-------|-------|
| PP           |       |       |       |
| <b>\$210</b> |       |       |       |
| DIMENSIONS   |       |       |       |
| W            | D     | H     | SH    |
| 22"          | 19.5" | 31.5" | 18.5" |

\*Sled base connector is available for extra charge. \$10 per 30pcs.

**HOLI** SLED BASE - ARMCHAIR I SOLID/PERFORATED

**TOOU**



| MSRP         |       |       |       |
|--------------|-------|-------|-------|
| PP           |       |       |       |
| <b>\$240</b> |       |       |       |
| DIMENSIONS   |       |       |       |
| W            | D     | H     | SH    |
| 23"          | 19.5" | 31.5" | 18.5" |

\*Sled base connector is available for extra charge. \$10 per 30pcs.

**HOLI** EASY UP SEAT COVER

**TOOU**



# 1.1 yd

| MSRP              |               |
|-------------------|---------------|
| FABRIC UPHOLSTERY | COM           |
| <b>\$160</b>      | <b>\$ 190</b> |

GUEST / DINING / SIDE CHAIRS and ARMCHAIRS

**JOS** CHAIR

**BABEL D**



| MSRP           |       |       |
|----------------|-------|-------|
| Metal          |       |       |
| <b>\$1,125</b> |       |       |
| DIMENSIONS     |       |       |
| W              | D     | H     |
| 19.7"          | 20.1" | 31.5" |

**JOS** CUSHION

**BABEL D**



| MSRP          |  |
|---------------|--|
| CHAIR CUSHION |  |
| <b>\$210</b>  |  |

**JOI** JOI 20

Seat: Polypropylene, air injection technology. UV resistant. Various seat cover options.

**TOOU**



| MSRP         |                            |                   |              |
|--------------|----------------------------|-------------------|--------------|
| STRUCTURE    | STANDARD DARK GRAY CUSHION | SUNBRELLA CUSHION | COM CUSHION  |
| <b>\$205</b> | <b>\$65</b>                | <b>\$95</b>       | <b>\$135</b> |
| DIMENSIONS   |                            |                   |              |
| W            | D                          | H                 | SH           |
| 19"          | 20.5"                      | 30"               | 18.5"        |

# 0,4 yd

w/sunbrella seat cover

**JOI** JOI 24

**TOOU**



| MSRP         |                            |                   |              |
|--------------|----------------------------|-------------------|--------------|
| STRUCTURE    | STANDARD DARK GRAY CUSHION | SUNBRELLA CUSHION | COM CUSHION  |
| <b>\$205</b> | <b>\$65</b>                | <b>\$95</b>       | <b>\$135</b> |
| DIMENSIONS   |                            |                   |              |
| W            | D                          | H                 | SH           |
| 21.5"        | 20.5"                      | 32"               | 18.5"        |

#0,4 yd

w/sunbrella seat cover

**JOI** JOI 36

**TOOU**



| MSRP         |                            |                   |              |
|--------------|----------------------------|-------------------|--------------|
| STRUCTURE    | STANDARD DARK GRAY CUSHION | SUNBRELLA CUSHION | COM CUSHION  |
| <b>\$205</b> | <b>\$65</b>                | <b>\$95</b>       | <b>\$135</b> |
| DIMENSIONS   |                            |                   |              |
| W            | D                          | H                 | SH           |
| 18.5"        | 20.5"                      | 33"               | 18.5"        |

#0,4 yd

w/sunbrella seat cover

GUEST / DINING / SIDE CHAIRS and ARMCHAIRS

**KANO** CHAIR **BABEL D**



| MSRP       |       |       |           |
|------------|-------|-------|-----------|
| SIDE CHAIR |       |       | ARM CHAIR |
| \$670      |       |       | \$755     |
| DIMENSIONS |       |       |           |
| W          | D     | H     | SH        |
| 20.1"      | 22.4" | 32.3" | 17.7"     |

**KANO** CUSHION **BABEL D**



| MSRP          |
|---------------|
| CHAIR CUSHION |
| \$180         |

**KISSI** CHAIR **BABEL D**



| MSRP       |       |       |           |
|------------|-------|-------|-----------|
| SIDE CHAIR |       |       | ARM CHAIR |
| \$790      |       |       | \$955     |
| DIMENSIONS |       |       |           |
| W          | D     | H     | SH        |
| 21.7"      | 21.7" | 31.5" | 18.5"     |

**KISSI** ROUND CHAIR **BABEL D**



| MSRP       |       |       |       |
|------------|-------|-------|-------|
| SIDE CHAIR |       |       |       |
| \$1,880    |       |       |       |
| DIMENSIONS |       |       |       |
| W          | D     | H     | SH    |
| 24"        | 22.8" | 30.3" | 18.5" |

**KISSI** CUSHION 4 side & round chairs **BABEL D**



| MSRP          |
|---------------|
| CHAIR CUSHION |
| \$180         |



## GUEST / DINING / SIDE CHAIRS and ARMCHAIRS

### LAMY SLED BASE

Injection molded contract grade foam. Various base options. Fully assembled.

**B&T**



# 1.8 yd 26 sq.ft

| MSRP      |         |         |         |
|-----------|---------|---------|---------|
| COM/COL&A | B       | C       | Leather |
| \$1,215   | \$1,415 | \$1,580 | \$2,020 |

| DIMENSIONS |     |       |     |       |     |
|------------|-----|-------|-----|-------|-----|
| W          | D   | H     | SH  | Arm H | SD  |
| 23.5"      | 25" | 31.5" | 19" | 24"   | 18" |

Base finish options: Powder coated in available RAL colors or polished chrome.

### LAMY X BASE

**B&T**



# 1.8 yd 26 sq.ft

| MSRP      |         |         |         |
|-----------|---------|---------|---------|
| COM/COL&A | B       | C       | Leather |
| \$1,260   | \$1,460 | \$1,625 | \$2,065 |

| DIMENSIONS |     |       |     |       |     |
|------------|-----|-------|-----|-------|-----|
| W          | D   | H     | SH  | Arm H | SD  |
| 23.5"      | 25" | 31.5" | 19" | 24"   | 18" |

Base finish options: Powder coated in available RAL colors or polished chrome.

### LAMY ELLIPSE BASE - Swivel -

**B&T**



# 1.8 yd 26 sq.ft

| MSRP      |         |         |         |
|-----------|---------|---------|---------|
| COM/COL&A | B       | C       | Leather |
| \$1,315   | \$1,515 | \$1,685 | \$2,120 |

| DIMENSIONS |     |       |     |       |     |
|------------|-----|-------|-----|-------|-----|
| W          | D   | H     | SH  | Arm H | SD  |
| 23.5"      | 25" | 31.5" | 19" | 24"   | 18" |

Base finish options: Powder coated in available RAL colors or polished chrome.

### LAMY PREMIUM - Swivel -

**B&T**



# 1.8 yd 26 sq.ft

| MSRP      |         |         |         |
|-----------|---------|---------|---------|
| COM/COL&A | B       | C       | Leather |
| \$1,710   | \$1,885 | \$2,035 | \$2,425 |

| DIMENSIONS |     |       |     |       |     |
|------------|-----|-------|-----|-------|-----|
| W          | D   | H     | SH  | Arm H | SD  |
| 23.5"      | 25" | 31.5" | 19" | 24"   | 18" |

Base finish options: Powder coated in available RAL colors or polished chrome.

GUEST / DINING / SIDE CHAIRS and ARMCHAIRS

**LAMY** WOOD BASE - Swivel -

**B&T**



# 1.8 yd 26 sq.ft

| MSRP      |         |         |         |
|-----------|---------|---------|---------|
| COM/COL&A | B       | C       | Leather |
| Ashwood   | \$1,545 | \$1,740 | \$2,340 |

| DIMENSIONS |     |       |     |       |     |
|------------|-----|-------|-----|-------|-----|
| W          | D   | H     | SH  | Arm H | SD  |
| 23.5"      | 25" | 31.5" | 19" | 24"   | 18" |

**LORENZO**

**NUANS**



# 1.6 yd 23 sq ft

| MSRP      |       |       |         |
|-----------|-------|-------|---------|
| COM/COL&A | B     | C     | Leather |
|           | \$855 | \$915 | \$1,110 |

| DIMENSIONS |       |       |       |
|------------|-------|-------|-------|
| W          | D     | H     | SH    |
| 20.5"      | 20.9" | 31.9" | 18.1" |

**MENTOR** PREMIUM SWIVEL

Injection molded contract grade foam. Swivel metal base. Fully assembled.

**B&T**



# 1.7 yd 24 sq.ft

| MSRP       |         |         |         |
|------------|---------|---------|---------|
| COM/ COL&A | B       | C       | Leather |
|            | \$2,010 | \$2,235 | \$2,930 |

| DIMENSIONS |     |       |     |       |       |
|------------|-----|-------|-----|-------|-------|
| W          | D   | H     | SH  | Arm H | SD    |
| 25"        | 25" | 39.5" | 18" | 27.5" | 19.7" |

Base can be polished chrome or powder painted as per RAL colors.

**MELIK** CHAIR

**BABEL D**



| MSRP         |
|--------------|
| SIDE CHAIR   |
| <b>\$910</b> |

| DIMENSIONS |       |       |
|------------|-------|-------|
| W          | D     | H     |
| 20.5"      | 20.9" | 31.9" |

GUEST / DINING / SIDE CHAIRS and ARMCHAIRS

**MELIK** ARMCHAIR **BABEL D**



| MSRP           |       |      |
|----------------|-------|------|
| ARMCHAIR       |       |      |
| <b>\$1,250</b> |       |      |
| DIMENSIONS     |       |      |
| W              | D     | H    |
| 25.6"          | 20.9" | 31.9 |

**MELIK** CUSHION **BABEL D**



| MSRP          |  |
|---------------|--|
| CHAIR CUSHION |  |
| <b>\$215</b>  |  |

**MIA** ALL WOOD **NUANS**

Seat, Backrest: Moulded plywood. Frame: Solid oak wood. Fully assembled.



| MSRP               |     |              |     |
|--------------------|-----|--------------|-----|
| AMERICAN WHITE OAK |     | BLACK ASH    |     |
| <b>\$445</b>       |     | <b>\$390</b> |     |
| DIMENSIONS         |     |              |     |
| W                  | D   | H            | SH  |
| 20"                | 20" | 31.5"        | 18" |

\* Stackable x 4.  
\*\* Residential Use Only.

**MIA** METAL BASE **NUANS**



| MSRP               |     |              |     |
|--------------------|-----|--------------|-----|
| AMERICAN WHITE OAK |     | BLACK ASH    |     |
| <b>\$315</b>       |     | <b>\$305</b> |     |
| DIMENSIONS         |     |              |     |
| W                  | D   | H            | SH  |
| 20"                | 20" | 31.5"        | 18" |

\* Stackable x 4  
\*\* Residential Use Only.

## GUEST / DINING / SIDE CHAIRS and ARMCHAIRS

### MIKA ALL WOOD

Natural or Black Ash Wood or Walnut stained beech wood. Seat pad is optional. Fully assembled.

**B&T**



#0.8 yd 14 sq.ft

| MSRP    |          |      |   |   |         |
|---------|----------|------|---|---|---------|
|         | ALL WOOD | COM/ | B | C | Leather |
| Ashwood | \$920    | -    | - | - | -       |

| DIMENSIONS |     |     |     |            |
|------------|-----|-----|-----|------------|
| W          | D   | H   | SH  | SH w / PAD |
| 19.5"      | 18" | 31" | 18" | 19.5"      |

### MIKA SIDE CHAIR UPHOLSTERED SEAT

Natural or Black Ash Wood or Walnut stained beech wood. Seat pad is optional. Fully assembled.

**B&T**



#0.8 yd 14 sq.ft

| MSRP    |           |         |         |         |
|---------|-----------|---------|---------|---------|
|         | COM/COL&A | B       | C       | Leather |
| Ashwood | \$1,005   | \$1,085 | \$1,145 | \$1,425 |

| DIMENSIONS |     |     |     |            |
|------------|-----|-----|-----|------------|
| W          | D   | H   | SH  | SH w / PAD |
| 19.5"      | 18" | 31" | 18" | 19.5"      |

### MORRO

Veneered or upholstered plywood seat and backrest. Powder coated metal frame. Fully assembled.

**NUANS**



#1.1 yd 18 sq.ft

| MSRP              |  |
|-------------------|--|
| BLACK ECO LEATHER |  |
| \$ 280            |  |

| DIMENSIONS |       |     |     |
|------------|-------|-----|-----|
| W          | D     | H   | SH  |
| 17"        | 19.7" | 33" | 18" |

\* Stackable x 4.  
\*Standard NUANS fabrics / COM / COL.

### ODIN PLAIN

**B&T**



#0.6 yd 8.61 sq.ft

| MSRP     |  |
|----------|--|
| ALL WOOD |  |
| \$1,480  |  |

| DIMENSIONS |       |       |     |       |
|------------|-------|-------|-----|-------|
| W          | D     | H     | SH  | Arm H |
| 22.4"      | 18.9" | 29.5" | 18" | 27.8" |

\* Plain: No upholstery, S-UP: Seat upholstered, WO-UP: Without Upholstery

## GUEST / DINING / SIDE CHAIRS and ARMCHAIRS

### ODIN S-UP

B&T



#0,6 yd 8,61 sq.ft

| MSRP      |         |         |         |
|-----------|---------|---------|---------|
| COM/COL&A | B       | C       | Leather |
| \$1,645   | \$1,755 | \$1,845 | \$2,145 |

| DIMENSIONS |       |       |     |       |
|------------|-------|-------|-----|-------|
| W          | D     | H     | SH  | Arm H |
| 22.4"      | 18.9" | 29.5" | 18" | 27.8" |

\* Plain: No upholstery, S-UP: Seat upholstered, WO-UP: Without Upholstery

### OJAI

Veneered or upholstered plywood seat and backrest. Powder coated metal frame. Fully assembled.

NUANS



# 1 yd 17 sq.ft

| MSRP        |               |           |       |       |
|-------------|---------------|-----------|-------|-------|
|             | No Upholstery | COM/COL&A | B     | C     |
| OAK         | \$370         | X         | X     | X     |
| UPHOLSTERED | X             | \$395     | \$445 | \$495 |

| DIMENSIONS |       |     |     |
|------------|-------|-----|-----|
| W          | D     | H   | SH  |
| 17"        | 21.5" | 31" | 18" |

\*Standard NUANS fabrics / COM / COL.

### OJAI WOOD

NUANS



| MSRP             |          |           |       |       |
|------------------|----------|-----------|-------|-------|
|                  | ALL WOOD | COM/COL&A | B     | C     |
| ASHWOOD          | \$580    | X         | X     | X     |
| UPHOLSTERED SEAT | X        | \$580     | \$630 | \$790 |

| DIMENSIONS |     |       |      |
|------------|-----|-------|------|
| W          | D   | H     | SH   |
| 18"        | 18" | 28.3" | 17.5 |

### ORB CHAIR

NUANS



| MSRP           |           |           |         |         |               |
|----------------|-----------|-----------|---------|---------|---------------|
|                | ALL METAL | COM/COL&A | B       | C       | REALL LEATHER |
| INDOOR\OUTDOOR | \$685     | X         | X       | X       | X             |
| UPHOLSTERED    | X         | \$980     | \$1,035 | \$1,175 | \$1,220       |

| DIMENSIONS |       |     |       |
|------------|-------|-----|-------|
| W          | D     | H   | SH    |
| 21.7"      | 22.5" | 31" | 18.5" |

## GUEST / DINING / SIDE CHAIRS and ARMCHAIRS

### OUTO SIDE CHAIR

Polypropylene. Air injection technology. In and Outdoor use. UV resistant.

**TOOU**



MSRP

PP

**\$155**

DIMENSIONS

| W   | D   | H     | SH  |
|-----|-----|-------|-----|
| 19" | 19" | 32.5" | 19" |

Stackable x 8 pcs

### OUTO ARMCHAIR

**TOOU**



MSRP

PP

**\$175**

DIMENSIONS

| W     | D   | H     | SH  |
|-------|-----|-------|-----|
| 21.5" | 19" | 32.5" | 19" |

Stackable x 8 pcs

### OUTO LOUNGE CHAIR

**TOOU**



MSRP

PP

**\$270**

DIMENSIONS

| W   | D     | H   | SH    |
|-----|-------|-----|-------|
| 24" | 31.5" | 30" | 15.5" |

w/sunbrella seat cover

### OUTO ROCKING CHAIR

**TOOU**



MSRP

PP

**\$345**

DIMENSIONS

| W   | D     | H   | SH  |
|-----|-------|-----|-----|
| 24" | 31.5" | 30" | 15" |

\*Simple assembly required.  
Non stackable

GUEST / DINING / SIDE CHAIRS and ARMCHAIRS

**OUTO** HOCKER

**TOOU**



| MSRP         |            |            |
|--------------|------------|------------|
| PP           |            |            |
| <b>\$120</b> |            |            |
| DIMENSIONS   |            |            |
| W            | D          | H          |
| <b>17"</b>   | <b>16"</b> | <b>16"</b> |

Stackable x 4 pcs

**OUTO** CONNECTOR TABLE

**TOOU**



| MSRP        |              |             |
|-------------|--------------|-------------|
| PP          |              |             |
| <b>\$40</b> |              |             |
| DIMENSIONS  |              |             |
| W           | D            | H           |
| <b>14"</b>  | <b>13.5"</b> | <b>1.5"</b> |

**PALOMA**

Veneered or upholstered plywood seat and backrest. Powder coated metal frame. Fully assembled.

**NUANS**



# 1 yd 17 sq.ft

| MSRP        |               |              |              |              |
|-------------|---------------|--------------|--------------|--------------|
|             | No Upholstery | COM/COL&A    | B            | C            |
| OAK         | <b>\$345</b>  | <b>X</b>     | <b>X</b>     | <b>X</b>     |
| UPHOLSTERED | <b>X</b>      | <b>\$395</b> | <b>\$445</b> | <b>\$495</b> |
| DIMENSIONS  |               |              |              |              |
| W           | D             | H            | SH           |              |
| <b>18"</b>  | <b>21.7"</b>  | <b>32"</b>   | <b>18"</b>   |              |

Stackable x6.  
\*Standard NUANS fabrics / COM / COL.

**PERA** ELLIPSE BASE

**B&T**



# 1 yd 17 sq.ft

| MSRP         |                |                |                |            |
|--------------|----------------|----------------|----------------|------------|
| COM/COL&A    | B              | C              | Leather        |            |
| <b>\$950</b> | <b>\$1,075</b> | <b>\$1,175</b> | <b>\$1,540</b> |            |
| DIMENSIONS   |                |                |                |            |
| W            | D              | H              | SH             | SD         |
| <b>18.5"</b> | <b>21"</b>     | <b>32"</b>     | <b>18"</b>     | <b>16"</b> |

Base finish options: Powder coated in available RAL colors or polished chrome.



## GUEST / DINING / SIDE CHAIRS and ARMCHAIRS

### PERA ELLIPSE BASE WITH ARM

B&T



# 1.1 yd 17 sq.ft

| MSRP      |         |  |         |         |  |
|-----------|---------|--|---------|---------|--|
| COM/COL&A | B       |  | C       | Leather |  |
| \$1,135   | \$1,255 |  | \$1,360 | \$1,725 |  |

| DIMENSIONS |     |     |     |       |     |
|------------|-----|-----|-----|-------|-----|
| W          | D   | H   | SH  | Arm H | SD  |
| 21"        | 21" | 32" | 18" | 25.5" | 16" |

Base finish options: Powder coated in available RAL colors or polished chrome.

### PERA DOWEL BASE

B&T



# 1 yd 17 sq.ft

| MSRP      |         |         |         |
|-----------|---------|---------|---------|
| COM/COL&A | B       | C       | Leather |
| \$1,010   | \$1,085 | \$1,185 | \$1,545 |

| DIMENSIONS |     |     |     |     |
|------------|-----|-----|-----|-----|
| W          | D   | H   | SH  | SD  |
| 18.5"      | 21" | 32" | 18" | 16" |

DOWEL BASE Base finish options: Powder coated in available RAL colors or polished chrome.

### PERA X BASE

B&T



# 1.1 yd 17 sq.ft

| MSRP      |       |         |         |
|-----------|-------|---------|---------|
| COM/COL&A | B     | C       | Leather |
| \$860     | \$980 | \$1,085 | \$1,445 |

| DIMENSIONS |       |     |       |     |
|------------|-------|-----|-------|-----|
| W          | D     | H   | SH    | SD  |
| 18.5"      | 20.5" | 32" | 17.5" | 16" |

Base finish options: Powder coated in available RAL colors or polished chrome.

### PERA 4 PRONGS SPIDER BASE W/CASTERS

B&T



# 1 yd 17 sq.ft

| MSRP      |           |         |         |         |
|-----------|-----------|---------|---------|---------|
|           | COM/COL&A | B       | C       | Leather |
| w/our ARM | \$1,035   | \$1,165 | \$1,270 | \$1,650 |
| w / ARM   | \$1,215   | \$1,345 | \$1,450 | \$1,830 |

| DIMENSIONS |     |       |     |       |     |
|------------|-----|-------|-----|-------|-----|
| W          | D   | H     | SH  | Arm H | SD  |
| 21"        | 21" | 32.5" | 18" | 25.5" | 16" |

DOWEL BASE Base finish options: Powder coated in available RAL colors or polished chrome.

## GUEST / DINING / SIDE CHAIRS and ARMCHAIRS

### PLIE ARMCHAIR

Steel frame painted in polyester powder.  
Injection moulded foam seat and seatback upholstered in fabric.

**laminal**



| MSRP      |       |       |         |  |
|-----------|-------|-------|---------|--|
| COM/COL&A | B     | C     | Leather |  |
| \$885     | \$940 | \$995 | \$1,255 |  |

| DIMENSIONS |     |       |       |            |
|------------|-----|-------|-------|------------|
| W          | D   | H     | SH    | Arm Height |
| 22"        | 20" | 28.8" | 18.5" | 28.3"      |

### REGO ELLIPSE BASE

Injection molded contract grade foam. Various base options. Fully assembled.

**B&T**



# 1.5 yd    23 sq.ft

| MSRP      |         |         |         |  |
|-----------|---------|---------|---------|--|
| COM/COL&A | B       | C       | Leather |  |
| \$1,105   | \$1,270 | \$1,400 | \$1,810 |  |

| DIMENSIONS |       |     |     |       |       |
|------------|-------|-----|-----|-------|-------|
| W          | D     | H   | SH  | Arm H | SD    |
| 24"        | 22.5" | 31" | 18" | 25.5" | 16.5" |

Base finish options: Powder coated in available RAL colors or polished chrome.

### REGO DOWEL WOOD BASE

**B&T**



# 1.5 yd    23 sq.ft

| MSRP      |         |         |         |  |
|-----------|---------|---------|---------|--|
| COM/COL&A | B       | C       | Leather |  |
| \$1,190   | \$1,355 | \$1,485 | \$1,900 |  |

| DIMENSIONS |     |     |     |       |       |
|------------|-----|-----|-----|-------|-------|
| W          | D   | H   | SH  | Arm H | SD    |
| 24"        | 23" | 31" | 18" | 25.5" | 16.5" |

### REGO SLED BASE

**B&T**



# 1.5 yd    23 sq.ft

| MSRP      |         |         |         |  |
|-----------|---------|---------|---------|--|
| COM/COL&A | B       | C       | Leather |  |
| \$1,010   | \$1,170 | \$1,300 | \$1,710 |  |

| DIMENSIONS |       |     |     |       |       |
|------------|-------|-----|-----|-------|-------|
| W          | D     | H   | SH  | Arm H | SD    |
| 24"        | 22.5" | 31" | 18" | 25.5" | 16.5" |

DOWEL BASE Base finish options: Powder coated in available RAL colors or polished chrome.

## GUEST / DINING / SIDE CHAIRS and ARMCHAIRS

### REGO 4 PRONGS SPIDER SWIVEL W / CASTORS

B&T



# 1.5 yd ✪ 23 sq.ft

| MSRP       |         |         |         |       |       |
|------------|---------|---------|---------|-------|-------|
| COM/COL&A  | B       | C       | Leather |       |       |
| \$1,165    | \$1,330 | \$1,465 | \$1,885 |       |       |
| DIMENSIONS |         |         |         |       |       |
| W          | D       | H       | SH      | Arm H | SD    |
| 24"        | 22.5"   | 31"     | 18"     | 25.5" | 16.5" |

Base can be polished chrome or powder painted as per RAL colors.

### REGO X BASE

B&T



# 1.5 yd ✪ 23 sq.ft

| MSRP       |         |         |         |       |       |
|------------|---------|---------|---------|-------|-------|
| COM/COL&A  | B       | C       | Leather |       |       |
| \$1,040    | \$1,200 | \$1,335 | \$1,750 |       |       |
| DIMENSIONS |         |         |         |       |       |
| W          | D       | H       | SH      | Arm H | SD    |
| 24"        | 22.5"   | 31"     | 18"     | 25.5" | 16.5" |

Base can be polished chrome or powder painted as per RAL colors.

### REGO PLYWOOD BASE

B&T



# 1.5 yd ✪ 23 sq.ft

| MSRP       |         |         |         |       |       |
|------------|---------|---------|---------|-------|-------|
| COM/COL&A  | B       | C       | Leather |       |       |
| \$1,685    | \$1,285 | \$1,410 | \$1,830 |       |       |
| DIMENSIONS |         |         |         |       |       |
| W          | D       | H       | SH      | Arm H | SD    |
| 24"        | 22.5"   | 30.5"   | 17.5"   | 25.5" | 16.5" |

Base finish options: Natural Ash, Black or Walnut Stained.

### REGO PREMIUM SWIVEL

B&T



# 1.5 yd ✪ 23 sq.ft

| MSRP       |         |         |         |       |       |
|------------|---------|---------|---------|-------|-------|
| COM/COL&A  | B       | C       | Leather |       |       |
| \$1,655    | \$1,815 | \$1,950 | \$2,360 |       |       |
| DIMENSIONS |         |         |         |       |       |
| W          | D       | H       | SH      | Arm H | SD    |
| 27.5"      | 27.5"   | 29"     | 15.5"   | 23.5" | 15.8" |

PREMIUM SWIVEL Base finish options: Powder coated in available RAL colors or polished chrome.

## GUEST / DINING / SIDE CHAIRS and ARMCHAIRS

### REGO PLAY INDOOR 4 LEGS

Injection molded contract grade foam. Various base options. Fully assembled.

**B&T**



# 1.6 yd ☼ 23 sq.ft

| MSRP      |         |         |         |
|-----------|---------|---------|---------|
| COM/COL&A | B       | C       | Leather |
| \$995     | \$1,140 | \$1,260 | \$1,625 |

| DIMENSIONS |     |     |     |       |
|------------|-----|-----|-----|-------|
| W          | D   | H   | SH  | Arm H |
| 24"        | 22" | 31" | 17" | 26"   |

### REGO PLAY OUTDOOR 4 LEGS

**B&T**



# 1.6 yd ☼ 23 sq.ft

| MSRP      |         |         |                  |
|-----------|---------|---------|------------------|
| COM/COL&A | B       | C       | Protective Cover |
| \$1,285   | \$1,450 | \$1,650 | \$425            |

| DIMENSIONS |     |     |     |       |
|------------|-----|-----|-----|-------|
| W          | D   | H   | SH  | Arm H |
| 24"        | 22" | 31" | 17" | 26"   |

### REGO PLAY INDOOR X BASE

**B&T**



# 1.6 yd ☼ 23 sq.ft

| MSRP      |         |         |         |
|-----------|---------|---------|---------|
| COM/COL&A | B       | C       | Leather |
| \$1,030   | \$1,180 | \$1,305 | \$1,695 |

| DIMENSIONS |     |     |     |       |
|------------|-----|-----|-----|-------|
| W          | D   | H   | SH  | Arm H |
| 24"        | 22" | 31" | 17" | 26"   |

### REGO PLAY OUTDOOR X BASE

**B&T**



# 1.6 yd ☼ 23 sq.ft

| MSRP      |         |         |                  |
|-----------|---------|---------|------------------|
| COM/COL&A | B       | C       | Protective Cover |
| \$1,340   | \$1,525 | \$1,660 | \$445            |

| DIMENSIONS |     |     |     |       |
|------------|-----|-----|-----|-------|
| W          | D   | H   | SH  | Arm H |
| 24"        | 22" | 31" | 17" | 26"   |

GUEST / DINING / SIDE CHAIRS and ARMCHAIRS

**REGO PLAY INDOOR** SLED

**B&T**



# 1.6 yd ☼ 23 sq.ft

| MSRP       |         |         |         |       |
|------------|---------|---------|---------|-------|
| COM/COL&A  | B       | C       | Leather |       |
| \$1,030    | \$1,180 | \$1,305 | \$1,695 |       |
| DIMENSIONS |         |         |         |       |
| W          | D       | H       | SH      | Arm H |
| 24"        | 22"     | 31"     | 17"     | 26"   |

**REGO PLAY OUTDOOR** SLED

**B&T**



# 1.6 yd ☼ 23 sq.ft

| MSRP       |         |         |                  |       |
|------------|---------|---------|------------------|-------|
| COM/COL&A  | B       | C       | Protective Cover |       |
| \$1,320    | \$1,495 | \$1,700 | \$425            |       |
| DIMENSIONS |         |         |                  |       |
| W          | D       | H       | SH               | Arm H |
| 24"        | 22"     | 31"     | 17"              | 26"   |

**REGO PLAY INDOOR** DOWEL WOOD

**B&T**



# 1.6 yd ☼ 23 sq.ft

| MSRP       |         |         |         |       |
|------------|---------|---------|---------|-------|
| COM/COL&A  | B       | C       | Leather |       |
| \$1,030    | \$1,175 | \$1,290 | \$1,665 |       |
| DIMENSIONS |         |         |         |       |
| W          | D       | H       | SH      | Arm H |
| 24"        | 22"     | 31"     | 17"     | 26"   |

**REGO PLAY OUTDOOR** DOWEL WOOD

**B&T**



# 1.6 yd ☼ 23 sq.ft

| MSRP       |         |         |                  |       |
|------------|---------|---------|------------------|-------|
| COM/COL&A  | B       | C       | Protective Cover |       |
| \$1,400    | \$1,570 | \$1,765 | \$410            |       |
| DIMENSIONS |         |         |                  |       |
| W          | D       | H       | SH               | Arm H |
| 24"        | 22"     | 31"     | 17"              | 26"   |

GUEST / DINING / SIDE CHAIRS and ARMCHAIRS

**REGO PLAY** ELLIPSE

**B&T**



# 1.6 yd 23 sq.ft

| MSRP      |         |         |         |
|-----------|---------|---------|---------|
| COM/COL&A | B       | C       | Leather |
| \$1,075   | \$1,215 | \$1,335 | \$1,705 |

| DIMENSIONS |     |     |     |       |
|------------|-----|-----|-----|-------|
| W          | D   | H   | SH  | Arm H |
| 24"        | 22" | 31" | 17" | 26"   |

**REGO PLAY** PREMIUM SWIVEL

**B&T**



# 1.6 yd 23 sq.ft

| MSRP      |         |         |         |
|-----------|---------|---------|---------|
| COM/COL&A | B       | C       | Leather |
| \$1,555   | \$1,700 | \$1,815 | \$2,185 |

| DIMENSIONS |       |     |     |       |
|------------|-------|-----|-----|-------|
| W          | D     | H   | SH  | Arm H |
| 27.5"      | 27.5" | 31" | 17" | 26"   |

**REST INDOOR** 4 LEGS

PP or Upholstered PP Seat. Various base options. Fully assembled. \*

**B&T**



# 1.1 yd 17 sq.ft

| MSRP             |           |       |       |         |
|------------------|-----------|-------|-------|---------|
|                  | COM/COL&A | B     | C     | Leather |
| CLASSIC          | \$705     | \$810 | \$895 | \$1,155 |
| CLASSIC WITH ARM | \$775     | \$875 | \$960 | \$1,220 |

| DIMENSIONS |     |     |     |       |
|------------|-----|-----|-----|-------|
| W          | D   | H   | SH  | Arm H |
| 23"        | 21" | 31" | 18" | 25.5" |

\*Add net \$40 for channeling stitch. Base finish options: Powder coated in available RAL colors or polished chrome.

## GUEST / DINING / SIDE CHAIRS and ARMCHAIRS

### REST OUTDOOR 4 LEGS

PP or Upholstered PP Seat. Various base options. Fully assembled. \*

**B&T**



# 1.1 yd 17 sq.ft

| MSRP |           |         |         |                  |
|------|-----------|---------|---------|------------------|
|      | COM/COL&A | B       | C       | Protective Cover |
|      | \$895     | \$1,000 | \$1,125 |                  |
|      | \$985     | \$1,090 | \$1,215 | \$425            |

| DIMENSIONS |     |     |    |       |
|------------|-----|-----|----|-------|
| W          | D   | H   | SH | Arm H |
| 23"        | 21" | 31" | 18 | 22.5" |

### REST SLED BASE

**B&T**



# 1.1 yd 17 sq.ft

| MSRP             |           |       |         |         |
|------------------|-----------|-------|---------|---------|
|                  | COM/COL&A | B     | C       | Leather |
| SLED UP          | \$730     | \$830 | \$915   | \$1,180 |
| SLED WITH ARM UP | \$840     | \$945 | \$1,035 | \$1,300 |

| W   | D   | H   | SH  | Arm H |
|-----|-----|-----|-----|-------|
| 22" | 21" | 31" | 18" | 25.5" |

\*Add net \$40 for channeling stitch. Base finish options: Powder coated in available RAL colors or polished chrome.

### REST OUTDOOR SLED BASE

**B&T**



# 1.1 yd 17 sq.ft

| MSRP             |           |         |         |                  |
|------------------|-----------|---------|---------|------------------|
|                  | COM/COL&A | B       | C       | Protective Cover |
| SLED UP          | \$1,035   | \$1,130 | \$1,245 |                  |
| SLED WITH ARM UP | \$1,285   | \$1,280 | \$1,395 | \$425            |

| DIMENSIONS |     |     |    |       |
|------------|-----|-----|----|-------|
| W          | D   | H   | SH | Arm H |
| 22"        | 21" | 31" | 18 | 25.5" |



# GUEST / DINING / SIDE CHAIRS and ARMCHAIRS

## REST CONIC WOOD LEGS

**B&T**



# 1.1 yd 17 sq.ft

|                   | MSRP      |       |       |         |
|-------------------|-----------|-------|-------|---------|
|                   | COM/COL&A | B     | C     | Leather |
| WOOD DOWEL S - UP | \$670     | \$725 | \$770 | \$910   |
| WOOD DOWEL UP     | \$750     | \$855 | \$940 | \$1,200 |

| DIMENSIONS |     |     |     |       |
|------------|-----|-----|-----|-------|
| W          | D   | H   | SH  | Arm H |
| 22"        | 21" | 31" | 18" | 25.5" |

\*Add net \$40 for channeling stitch.  
Base finish options: Natural Ash, Black or Walnut Stained.

## REST 4 PRONGS SPIDER BASE

**B&T**



# 1.1 yd 17 sq.ft

|             | MSRP      |         |         |         |
|-------------|-----------|---------|---------|---------|
|             | COM/COL&A | B       | C       | Leather |
| SIDE UP     | \$860     | \$960   | \$1,040 | \$1,295 |
| WITH ARM UP | \$1,005   | \$1,150 | \$1,265 | \$1,615 |

| DIMENSIONS |     |     |     |       |
|------------|-----|-----|-----|-------|
| W          | D   | H   | SH  | Arm H |
| 22"        | 21" | 30" | 17" | 25.5" |

\*Add net \$40 for channeling stitch

## REST 4 PRONGS SPIDER BASE WITH CASTOR

**B&T**



# 1.1 yd 17 sq.ft

|             | MSRP      |         |         |         |
|-------------|-----------|---------|---------|---------|
|             | COM/COL&A | B       | C       | Leather |
| SIDE UP     | \$915     | \$1,030 | \$1,115 | \$1,390 |
| WITH ARM UP | \$1,015   | \$1,180 | \$1,290 | \$1,670 |

| DIMENSIONS |     |     |     |       |
|------------|-----|-----|-----|-------|
| W          | D   | H   | SH  | Arm H |
| 22"        | 21" | 30" | 17" | 25.5" |

\*Add net \$40 for channeling stitch

## GUEST / DINING / SIDE CHAIRS and ARMCHAIRS

### REST 4 PRONGS SPIDER BASE W/CASTORS + WRITING PAD

B&T



# 1.1 yd 17 sq.ft

|               | MSRP      |         |         |         |
|---------------|-----------|---------|---------|---------|
|               | COM/COL&A | B       | C       | Leather |
| WITH LAMINATE | \$1,410   | \$1,465 | \$1,510 | \$1,650 |
| WITH LACQUER  | \$1,600   | \$1,690 | \$1,730 | \$1,850 |
| WITH VENEER   | \$1,780   | \$1,890 | \$1,980 | \$2,160 |

| DIMENSIONS |     |     |     |       |
|------------|-----|-----|-----|-------|
| W          | D   | H   | SH  | Arm H |
| 22"        | 21" | 30" | 17" | 25.5" |

\*Add net \$40 for channeling stitch

### REST 4 LEGS W/WRITING PAD (Stackablex4)

B&T



# 1.1 yd 17 sq.ft

|               | MSRP      |         |         |         |
|---------------|-----------|---------|---------|---------|
|               | COM/COL&A | B       | C       | Leather |
| WITH LAMINATE | \$1,105   | \$1,165 | \$1,210 | \$1,355 |
| WITH LACQUER  | \$1,330   | \$1,460 | \$1,565 | \$1,890 |
| WITH VENEER   | \$1,645   | \$1,770 | \$1,875 | \$2,200 |

| DIMENSIONS |     |     |     |       |
|------------|-----|-----|-----|-------|
| W          | D   | H   | SH  | Arm H |
| 22"        | 25" | 30" | 17" | 25.5" |

\*Add net \$40 for channeling stitch  
Base can be polished chrome or powder painted as per RAL colors.

### REVO CHAIR

Structure in eco plastic. UV resistant. In and outdoor for the version without upholstery.  
Castor base, Writing tablet and Seat pad are optional.

TOOU



| MSRP       |       |       |       |
|------------|-------|-------|-------|
| PP         |       |       |       |
| \$205      |       |       |       |
| DIMENSIONS |       |       |       |
| W          | D     | H     | SH    |
| 21.6"      | 17.7" | 29.7" | 17.5" |

GUEST / DINING / SIDE CHAIRS and ARMCHAIRS

**REVO CHAIR** WITH CASTOR BASE

**TOOU**



| MSRP         |       |       |       |
|--------------|-------|-------|-------|
| PP           |       |       |       |
| <b>\$330</b> |       |       |       |
| DIMENSIONS   |       |       |       |
| W            | D     | H     | SH    |
| 21.6"        | 21.6" | 30.7" | 18.3" |

**REVO CHAIR** WRITING TABLET

**TOOU**



| MSRP          |       |       |
|---------------|-------|-------|
| PP + METAL    |       |       |
| <b>\$ 260</b> |       |       |
| DIMENSIONS    |       |       |
| W             | D     | H     |
| 23"           | 10.6" | 13.9" |

\*Sled base connector is available for extra charge. \$10 per 30pcs.

**REVO CHAIR** SEAT PAD

**TOOU**



| MSRP         |              |
|--------------|--------------|
| FABRIC       | COM          |
| <b>\$ 65</b> | <b>\$ 90</b> |
| DIMENSIONS   |              |
| W            | D            |
| 16.1"        | 15.4"        |

#0.3 yd 6 sq.ft

\* TOOU Standard fabrics

**RHONE** TUBE LEG

**NUANS**



| MSRP       |                |                |                |                |
|------------|----------------|----------------|----------------|----------------|
|            | COM/COL&A      | B              | C              | LEATHER        |
| CHAIR      | <b>\$950</b>   | <b>\$990</b>   | <b>\$1,110</b> | <b>\$1,145</b> |
| ARMCHAIR   | <b>\$1,105</b> | <b>\$1,155</b> | <b>\$1,285</b> | <b>\$1,325</b> |
| DIMENSIONS |                |                |                |                |
| W          | D              | H              | SH             |                |
| 21.3"      | 22.8"          | 32.7"          | 18"            |                |

#1.42 yd 18.30 sq.ft

#1.26 yd 21.53 sq.ft

**GUEST / DINING / SIDE CHAIRS and ARMCHAIRS**

**RHONE** WOOD DOWEL LEG

**NUANS**



# 1.42 yd 18.30 sq.ft  
# 1.26 yd 21.53 sq.ft

| MSRP     |           |         |         |         |
|----------|-----------|---------|---------|---------|
|          | COM/COL&A | B       | C       | LEATHER |
| CHAIR    | \$1,030   | \$1,075 | \$1,190 | \$1,225 |
| ARMCHAIR | \$1,190   | \$1,235 | \$1,370 | \$1,405 |

| DIMENSIONS |       |       |     |  |
|------------|-------|-------|-----|--|
| W          | D     | H     | SH  |  |
| 21.3"      | 22.8" | 32.7" | 18" |  |

**RHONE** CONIC METAL LEG

**NUANS**



# 1.42 yd 18.30 sq.ft  
# 1.26 yd 21.53 sq.ft

| MSRP     |           |         |         |         |
|----------|-----------|---------|---------|---------|
|          | COM/COL&A | B       | C       | LEATHER |
| CHAIR    | \$960     | \$1,005 | \$1,115 | \$1,155 |
| ARMCHAIR | \$1,115   | \$1,165 | \$1,295 | \$1,335 |

| DIMENSIONS |       |       |     |  |
|------------|-------|-------|-----|--|
| W          | D     | H     | SH  |  |
| 21.3"      | 22.8" | 32.7" | 18" |  |

**ROSA**

**NUANS**



| MSRP      |                      |
|-----------|----------------------|
| ALL METAL | OUTDOOR SEAT CUSHION |
| \$615     | \$220                |

| DIMENSIONS |       |       |       |  |
|------------|-------|-------|-------|--|
| W          | D     | H     | SH    |  |
| 26.3"      | 22.8" | 30.3" | 17.7" |  |

**ROY OUTDOOR**

**B&T**



# 2 yd Mesh  
# 2 yd Cushions

| MSRP    |           |         |         |                  |
|---------|-----------|---------|---------|------------------|
|         | COM/COL&A | B       | C       | Protective Cover |
| Classic | \$1,845   | \$2,060 | \$2,325 | \$425            |

| DIMENSIONS |     |     |     |       |
|------------|-----|-----|-----|-------|
| W          | D   | H   | SH  | SD    |
| 22"        | 23" | 29" | 18" | 16.5" |

GUEST / DINING / SIDE CHAIRS and ARMCHAIRS

**SATAO** Steel frame painted in polyester powder. Suitable for outdoor use. **lamimal**



| MSRP          |            |                      |       |
|---------------|------------|----------------------|-------|
| POWDER COATED | GALVANIZED | OUTDOOR SEAT CUSHION |       |
| \$530         | \$545      | \$175                |       |
| DIMENSIONS    |            |                      |       |
| W             | D          | H                    | SH    |
| 25"           | 21"        | 30.7"                | 17.7" |

Stackable x 4

**SHU** **NUANS**



| MSRP       |       |       |       |
|------------|-------|-------|-------|
| ASHWOOD    |       |       |       |
| \$ 465     |       |       |       |
| DIMENSIONS |       |       |       |
| W          | D     | H     | SH    |
| 22.4"      | 18.5" | 30.3" | 17.7" |

**SLICE** DIMPLE PP Seat. UV resistant. Metal Base with Walnut or Black wood trims. Simple assembly required. **KUBIKOFF**



| PP         |     |     |     |       |
|------------|-----|-----|-----|-------|
| STEEL      |     |     |     |       |
| \$ 350     |     |     |     |       |
| DIMENSIONS |     |     |     |       |
| W          | D   | H   | SH  | Arm H |
| 20.5"      | 23" | 32" | 18" | 24"   |

\*seat pads available

**SLICE** DIMPLE PERFORATED **KUBIKOFF**



| MSRP       |     |     |     |       |
|------------|-----|-----|-----|-------|
| PP         |     |     |     |       |
| \$ 350     |     |     |     |       |
| DIMENSIONS |     |     |     |       |
| W          | D   | H   | SH  | Arm H |
| 20.5"      | 23" | 32" | 18" | 24"   |

\*seat pads available

GUEST / DINING / SIDE CHAIRS and ARMCHAIRS

**SLICE** V9

**KUBIKOFF**



| MSRP          |     |     |     |
|---------------|-----|-----|-----|
| PP            |     |     |     |
| <b>\$ 300</b> |     |     |     |
| DIMENSIONS    |     |     |     |
| W             | D   | H   | SH  |
| 20.5"         | 23" | 32" | 18" |

\*seat pads available

**SOLE**

Galvanized metal structure for outdoor. Indoor/Outdoor. Upholstered seat / Seat pad are optional with indoor/outdoor fabric.

**B&T**



| MSRP                           |               |              |              |              |
|--------------------------------|---------------|--------------|--------------|--------------|
|                                | COM/COL&A     | B            | C            | Leather      |
| ALL METAL (Indoor&Outdoor)     | <b>\$590</b>  |              |              |              |
| UPHOLSTERED SEAT (INDOOR ONLY) | <b>\$645</b>  | <b>\$705</b> | <b>\$755</b> | <b>\$895</b> |
| SEAT PAD - OUTDOOR             | <b>\$290*</b> |              |              |              |

\*Irusun Living Plain Melange Fabrics by Giovanardi

| DIMENSIONS |     |       |     |  |
|------------|-----|-------|-----|--|
| W          | D   | H     | SH  |  |
| 19"        | 21" | 32.7" | 18" |  |

Stackable

# 0.5 yd 9 sq.ft Seat Pad  
# 0.65 yd 10 sq.ft Uph. Seat

**SPIRIT** WOOD BASE W/ARM

Injection molded contract grade foam. Solid wood frame. Fully assembled.

**B&T**



# 1.1 yd 16 sq.ft

| MSRP    |                |                |                |                |
|---------|----------------|----------------|----------------|----------------|
|         | COM/COL&A      | B              | C              | Leather        |
| Ashwood | <b>\$1,390</b> | <b>\$1,500</b> | <b>\$1,600</b> | <b>\$1,810</b> |

| DIMENSIONS |     |       |       |       |       |  |
|------------|-----|-------|-------|-------|-------|--|
| W          | D   | H     | SH    | Arm H | SD    |  |
| 21.5"      | 23" | 31.5" | 17.5" | 25"   | 17.5" |  |

Base finish options: Natural Ash, Black or Walnut Stained.

## GUEST / DINING / SIDE CHAIRS and ARMCHAIRS

### SPIRIT WOOD BASE

**B&T**



# 1.1 yd 16 sq.ft

| MSRP    |           |         |         |         |
|---------|-----------|---------|---------|---------|
|         | COM/COL&A | B       | C       | Leather |
| Ashwood | \$1,290   | \$1,400 | \$1,495 | \$1,710 |

| DIMENSIONS |     |       |       |       |
|------------|-----|-------|-------|-------|
| W          | D   | H     | SH    | SD    |
| 20"        | 23" | 31.5" | 17.5" | 17.5" |

Base finish options: Natural Ash, Black or Walnut Stained.

### STELLAR SIDE CHAIR | SOLID/PERFORATED

Seat: Polypropylene, UV resistant. Monobloc. Stackable x 6

**TOOU**



| MSRP  |  |
|-------|--|
| PP    |  |
| \$210 |  |

| DIMENSIONS |     |     |     |
|------------|-----|-----|-----|
| W          | D   | H   | SH  |
| 21"        | 21" | 30" | 18" |

Stackable

### STELLAR UPHOLSTERY

**TOOU**



# 0.4 yd

| MSRP     |              |          |              |
|----------|--------------|----------|--------------|
| SEAT PAD | BACKREST PAD | COM SEAT | COM BACK PAD |
| \$70     | \$65         | \$90     | \$75         |

### STELO SIDE CHAIR

Steel frame painted in polyester powder.  
Stackable up to 4 pieces.

**laminimal**



# 0.6 yd

| MSRP             |           |       |       |
|------------------|-----------|-------|-------|
|                  | COM/COL&A | B     | C     |
| ALL STEEL        | \$545     | X     | X     |
| UPHOLSTERED SEAT | X         | \$605 | \$660 |

| DIMENSIONS |       |       |       |
|------------|-------|-------|-------|
| W          | D     | H     | SH    |
| 19.3"      | 19.4" | 30.1" | 18.1" |

## GUEST / DINING / SIDE CHAIRS and ARMCHAIRS

### STELO ARMCHAIR

Steel frame painted in polyester powder.  
Stackable up to 4 pieces.

**laminal**



#0.6 yd

| MSRP             |           |       |       |  |
|------------------|-----------|-------|-------|--|
|                  | COM/COL&A | B     | C     |  |
| ALL STEEL        | \$565     | X     | X     |  |
| UPHOLSTERED SEAT | X         | \$600 | \$660 |  |

| DIMENSIONS |       |       |       |            |
|------------|-------|-------|-------|------------|
| W          | D     | H     | SH    | Arm Height |
| 22.2"      | 19.4" | 30.1" | 18.1" | 26.7"      |

### TA ER BASE - BLACK / STAINLESS STEEL

Seat: Polypropylene, UV resistant. Various base options. Simple assembly required.

**TOOU**



#1.1 yd 16 sq.ft

| MSRP  |             |         |
|-------|-------------|---------|
| PP    | UPHOLSTERED | COM/COL |
| \$200 | \$395       | \$380   |

| DIMENSIONS |     |     |     |
|------------|-----|-----|-----|
| W          | D   | H   | SH  |
| 19"        | 22" | 33" | 18" |

### TA YI BASE - BLACK -NATURAL OAK / WALNUT

**TOOU**



#1.1 yd 16 sq.ft

| MSRP  |                         |         |
|-------|-------------------------|---------|
| PP    | UPHOLSTERED             | COM/COL |
| \$255 | \$450<br>(TOOU Fabrics) | \$420   |

| DIMENSIONS |     |     |     |
|------------|-----|-----|-----|
| W          | D   | H   | SH  |
| 19"        | 22" | 33" | 18" |

### TA ARMCHAIR ER BASE - BLACK / STAINLESS STEEL

Seat: Polypropylene, UV resistant. Various base options. Simple assembly required.

**TOOU**



#1.5 yd 23 sq.ft

| MSRP  |                         |         |
|-------|-------------------------|---------|
| PP    | UPHOLSTERED             | COM/COL |
| \$225 | \$485<br>(TOOU Fabrics) | \$475   |

| DIMENSIONS |     |     |     |
|------------|-----|-----|-----|
| W          | D   | H   | SH  |
| 23"        | 22" | 33" | 18" |



## GUEST / DINING / SIDE CHAIRS and ARMCHAIRS

### TA ARMCHAIR YI BASE - BLACK & STEEL/NATURAL OAK & STEEL

**TOOU**



# 1.5 yd ✪ 23 sq.ft

| MSRP       |                         |         |     |
|------------|-------------------------|---------|-----|
| PP         | UPHOLSTERED             | COM/COL |     |
| \$280      | \$540<br>(TOOU Fabrics) | \$520   |     |
| DIMENSIONS |                         |         |     |
| W          | D                       | H       | SH  |
| 23"        | 22"                     | 33"     | 18" |

### TA ARMCHAIR DIAMOND BASE

**TOOU**



# 1.5 yd ✪ 23 sq.ft

| MSRP       |                         |         |     |
|------------|-------------------------|---------|-----|
| PP         | UPHOLSTERED             | COM/COL |     |
| \$255      | \$540<br>(TOOU Fabrics) | \$475   |     |
| DIMENSIONS |                         |         |     |
| W          | D                       | H       | SH  |
| 23"        | 22"                     | 33"     | 18" |

### TA ROCKER

**TOOU**




# 1.5 yd ✪ 23 sq.ft

| MSRP       |                         |         |     |
|------------|-------------------------|---------|-----|
| PP         | UPHOLSTERED             | COM/COL |     |
| \$325      | \$580<br>(TOOU Fabrics) | \$580   |     |
| DIMENSIONS |                         |         |     |
| W          | D                       | H       | SH  |
| 23"        | 31"                     | 31.5"   | 17" |

### TA SEAT PAD INDOOR USE

Commercial grade fabric. Non-slip bottom.

**TOOU**



| MSRP       |     |      |
|------------|-----|------|
| Fabric     |     |      |
| \$50       |     |      |
| DIMENSIONS |     |      |
| W          | D   | H    |
| 14"        | 15" | 0.5" |

## GUEST / DINING / SIDE CHAIRS and ARMCHAIRS

### UNIA

Steel frame painted in polyester powder.  
Bentwood seat and seatback padded and upholstered in fabric or eco leather.

**laminal**



| MSRP       |       |       |       |       |
|------------|-------|-------|-------|-------|
| COM/COL&A  | B     | C     |       |       |
| \$825      | \$880 | \$935 |       |       |
| DIMENSIONS |       |       |       |       |
| W          | D     | H     | SH    | Arm H |
| 21.6"      | 22.4" | 31.9" | 18.5" | 26"   |

### Yard Chair

**TOOU**



| MSRP       |       |          |     |  |
|------------|-------|----------|-----|--|
| CHAIR      |       | SEAT PAD |     |  |
| \$170      |       | \$65     |     |  |
| DIMENSIONS |       |          |     |  |
| W          | D     | H        | SH  |  |
| 20.5"      | 20.5" | 31.1     | 18" |  |

Stackable x8

##0.7 yd

### Yard Armchair

**TOOU**



| MSRP       |       |          |       |  |
|------------|-------|----------|-------|--|
| CHAIR      |       | SEAT PAD |       |  |
| \$180      |       | \$65     |       |  |
| DIMENSIONS |       |          |       |  |
| W          | D     | H        | SH    |  |
| 22.4"      | 20.5" | 31.1"    | 18.3" |  |

Stackable x8

##0.7 yd

### YUE

Seat, Backrest: Moulded plywood. Frame: Solid oak wood.

**NUANS**



| MSRP       |     |                    |     |
|------------|-----|--------------------|-----|
| BLACK ASH  |     | AMERICAN WHITE OAK |     |
| \$530      |     | \$580              |     |
| DIMENSIONS |     |                    |     |
| W          | D   | H                  | SH  |
| 20"        | 19" | 32.5"              | 18" |

Stackable x4.

## GUEST / DINING / SIDE CHAIRS and ARMCHAIRS

### ZIG ZAG DIMPLE

PP. UV resistant. Solid wood dowels + powder coated metal cross. Simple assembly required.

**KUBIKOFF**



MSRP

PP

\$ 375

DIMENSIONS

| W     | D   | H   | SH  | Arm H |
|-------|-----|-----|-----|-------|
| 20.5" | 23" | 32" | 18" | 24"   |

\*seat pads available

### ZIG ZAG DIMPLE PERFORATED

**KUBIKOFF**



MSRP

PP

\$ 375

DIMENSIONS

| W     | D   | H   | SH  | Arm H |
|-------|-----|-----|-----|-------|
| 20.5" | 23" | 32" | 18" | 24"   |

\*seat pads available

### ZIG ZAG v9

**KUBIKOFF**



MSRP

PP

\$ 325

DIMENSIONS

| W     | D   | H   | SH  |
|-------|-----|-----|-----|
| 20.5" | 23" | 32" | 18" |

\*seat pads available

### ZONE 4 PRONGS SWIVEL SHEET BASE

Injection molded contract grade foam. Various base options. Fully assembled.

**B&T**



# 1.7 yd ✪ 25 sq.ft

MSRP

COM/COL&A

B

C

Leather

\$1,425

\$1,600

\$1,750

\$2,290

DIMENSIONS

| W   | D   | H   | SH  | SD    |
|-----|-----|-----|-----|-------|
| 20" | 23" | 39" | 17" | 17.7" |

Base can be polished chrome or powder painted as per RAL colors.

# GUEST / DINING / SIDE CHAIRS and ARMCHAIRS

## ZONE 4 PRONGS SWIVEL SHEET BASE W/ ARM

**B&T**



# 1.7 yd ✪ 25 sq.ft

| MSRP      |         |         |         |
|-----------|---------|---------|---------|
| COM/COL&A | B       | C       | Leather |
| \$1,545   | \$1,725 | \$1,870 | \$2,415 |

| DIMENSIONS |     |     |     |       |       |
|------------|-----|-----|-----|-------|-------|
| W          | D   | H   | SH  | Arm H | SD    |
| 23"        | 23" | 39" | 17" | 26.5" | 17.7" |

Base can be polished chrome or powder painted as per RAL colors.

## ZONE 4 PRONGS SWIVEL SHEET BASE W/ CASTERS

**B&T**



# 1.8 yd ✪ 32 sq.ft

| MSRP      |         |         |         |
|-----------|---------|---------|---------|
| COM/COL&A | B       | C       | Leather |
| \$1,445   | \$1,630 | \$1,780 | \$2,340 |

| DIMENSIONS |     |     |       |       |
|------------|-----|-----|-------|-------|
| W          | D   | H   | SH    | SD    |
| 20"        | 23" | 39" | 17.5" | 17.7" |

Base can be polished chrome or powder painted as per RAL colors.

## ZONE 4 PRONGS SHEET BASE W/ ARM & CASTERS

**B&T**



# 1.7 yd ✪ 25 sq.ft

| MSRP      |         |         |         |
|-----------|---------|---------|---------|
| COM/COL&A | B       | C       | Leather |
| \$1,575   | \$1,760 | \$1,910 | \$2,465 |

| DIMENSIONS |     |     |       |       |       |
|------------|-----|-----|-------|-------|-------|
| W          | D   | H   | SH    | Arm H | SD    |
| 23"        | 23" | 39" | 17.5" | 26.5" | 17.7" |

Base can be polished chrome or powder painted as per RAL colors.

## CHAIR PADS

### CADREA SEAT PAD

**TOOU**



#0.25 yd ✪ 6 sq.ft

| MSRP             |  |              |
|------------------|--|--------------|
| TOOU Leatherette |  | COM          |
| <b>\$65</b>      |  | <b>\$190</b> |

| DIMENSIONS |            |           |
|------------|------------|-----------|
| W          | D          | H         |
| <b>18"</b> | <b>18"</b> | <b>1"</b> |

### CADREA SEAT PAD

**TOOU**



#0.25 yd ✪ 6 sq.ft

| MSRP             |              |
|------------------|--------------|
| TOOU Leatherette | COM          |
| <b>\$55</b>      | <b>\$185</b> |

| DIMENSIONS |            |
|------------|------------|
| W          | D          |
| <b>13"</b> | <b>13"</b> |

### JOI SEAT PAD

**TOOU**



#0.4 yd

| MSRP             |                |              |
|------------------|----------------|--------------|
| Sunbrella Fabric | Regular Fabric | COM          |
| <b>\$95</b>      | <b>\$65</b>    | <b>\$105</b> |

| DIMENSIONS |            |
|------------|------------|
| W          | D          |
| <b>16"</b> | <b>19"</b> |

### REVO SEAT PAD

Gabriel fabric upholstered. Commercial grade

**TOOU**



# 0.3 yd ✪ 6 sq.ft

| MSRP        |             |
|-------------|-------------|
| FABRIC      | COM         |
| <b>\$65</b> | <b>\$90</b> |

| DIMENSIONS   |              |
|--------------|--------------|
| W            | D            |
| <b>16.1"</b> | <b>15.4"</b> |

## CHAIR PADS

### SATAO SEAT PAD

Outdoor fabric upholstered. Commercial grade

**laminal**




# 0.3 yd 6 sq.ft

| MSRP       |             |        |
|------------|-------------|--------|
| CHAIR      | BAR/COUNTER | LOUNGE |
| \$ 175     | \$ 170      | \$ 205 |
| DIMENSIONS |             |        |
| 16"        | 14.4"       | 20"    |

### SOLE SEAT PAD - OUTDOOR

Commercial grade fabric w/mon-FR foam

**B&T**



# 0.5 yd 9 sq.ft Seat Pad

| MSRP       |     |
|------------|-----|
| B&T Fabric |     |
| \$ 280     |     |
| DIMENSIONS |     |
| W          | D   |
| 13"        | 13" |

### STELLAR INDOOR USE

**TOOU**



# 0.4 yd

| MSRP |              |          |              |
|------|--------------|----------|--------------|
| SEAT | BACKREST PAD | COM SEAT | COM BACKREST |
| \$70 | \$65         | \$80     | \$75         |

### YARD SEAT PAD INDOOR/ OUTDOOR USE

**TOOU**



# 0.7 yd

| MSRP       |     |      |
|------------|-----|------|
| SEAT PAD   |     |      |
| \$65       |     |      |
| DIMENSIONS |     |      |
| W          | D   | H    |
| 14"        | 15" | 0.6" |

## BARSTOOL and COUNTER STOOLS

### CADREA BAR HEIGHT

Polypropylene. UV resistant. Monobloc

**TOOU**



MSRP

PP

**\$205**

DIMENSIONS

| W   | D   | H     |
|-----|-----|-------|
| 17" | 17" | 29.5" |

Stackable

### CADREA COUNTER HEIGHT

**TOOU**



MSRP

PP

**\$195**

DIMENSIONS

| W   | D   | H     |
|-----|-----|-------|
| 17" | 17" | 25.5" |

Stackable

#0.25 yd 6 sq.ft

### CADREA SEAT PAD for BARSTOOL

**TOOU**



MSRP

TOUU Leatherette

COM

**\$55**

**\$185**

DIMENSIONS

| W   | D   |
|-----|-----|
| 13" | 13" |

#0.25 yd 0.6 sq.ft

### CAMAROSA

Injection molded contract grade foam. Chrome plated or powder coated metal base. Fully assembled.

**NUANS**



MSRP

COM/COL & A

B

C

LEATHER

|                |              |              |                |                |
|----------------|--------------|--------------|----------------|----------------|
| COUNTER HEIGHT | <b>\$845</b> | <b>\$920</b> | <b>\$1,105</b> | <b>\$1,160</b> |
| BAR HEIGHT     | <b>\$875</b> | <b>\$945</b> | <b>\$1,130</b> | <b>\$1,190</b> |

DIMENSIONS

|                | W   | D   | H   | SH  |
|----------------|-----|-----|-----|-----|
| COUNTER HEIGHT | 23" | 22" | 38" | 25" |
| BAR HEIGHT     | 23" | 22" | 42" | 29" |

#2.5 yd 35 sq.ft

**NUANS**

4 Cragwood Road  
Avenel, NJ 07001 USA

201 345 5550  
sales@nuansdesign.com

nuansdesign.com

## BARSTOOL and COUNTER STOOLS

### DANTE

Solid wood frame with metal seat support. Plywood seat and backrest.

**B&T**



## 0.8 yd    \* 14 sq.ft    Uph. Seat  
## 1.2 yd    \* 20 sq.ft    Uph. Seat & Backrest

| MSRP - BAR & COUNTER |           |         |         |         |
|----------------------|-----------|---------|---------|---------|
|                      | COM/COL&A | B       | C       | Leather |
| ASHWOOD              | \$955     |         |         |         |
| ASHWOOD S-UP         | \$1,025   | \$1,085 | \$1,140 | \$1,280 |
| ASHWOOD UP           | \$1,085   | \$1,140 | \$1,280 | \$1,340 |

| DIMENSIONS |       |       |       |       |       |
|------------|-------|-------|-------|-------|-------|
|            | W     | D     | H     | SH    | SD    |
| COUNTER    | 20"   | 17.7" | 36.2" | 25.2" | 16.1" |
| HEIGHT     | 20.5" | 17.7" | 40.1" | 29.1" | 16.1" |

### DIA 50

Injection molded contract grade foam. Chrome plated or powder coated metal base. Swivel Fully assembled.

**B&T**



## 1.5 yd    \* 21 sq.ft

| MSRP           |           |         |         |         |
|----------------|-----------|---------|---------|---------|
|                | COM/COL&A | B       | C       | Leather |
| COUNTER HEIGHT | \$1,130   | \$1,280 | \$1,400 | \$1,745 |
| BAR HEIGHT     | \$1,130   | \$1,280 | \$1,400 | \$1,745 |

| DIMENSIONS |       |       |           |               |       |
|------------|-------|-------|-----------|---------------|-------|
|            | W     | D     | H         | SH            | SD    |
|            | 19.5" | 19.5" | 35" - 39" | 25.5" - 29.5" | 15.7" |

Base finish options: Powder coated in available RAL colors or polished chrome.

### DIAMOND

Solid Wood. Fully assembled.

**NUANS**



| MSRP           |       |
|----------------|-------|
| COUNTER HEIGHT | \$600 |
| BAR HEIGHT     | \$610 |

| DIMENSIONS |       |       |             |             |
|------------|-------|-------|-------------|-------------|
|            | W     | D     | H           | SH          |
|            | 15.7" | 15.7" | 25.6"/29.6" | 25.6"/29.6" |

### DOT VENEERED WOOD SEAT

Plywood seat and back. Upholstered backpad. Seat upholstery is optional. Metal base. Fully assembled.

**B&T**



## 0.4 yd    \* 6.5 sq.ft

| MSRP    |           |       |       |         |
|---------|-----------|-------|-------|---------|
|         | COM/COL&A | B     | C     | Leather |
| ASHWOOD | \$790     | \$830 | \$870 | \$965   |

| DIMENSIONS |       |       |           |               |       |
|------------|-------|-------|-----------|---------------|-------|
|            | W     | D     | H         | SH            | SD    |
|            | 17.5" | 20.5" | 40" - 44" | 25.5" - 29.5" | 13.5" |

Stackable



# BARSTOOL and COUNTER STOOLS

## DOT UPHOLSTERED SEAT

**B&T**



# 0.7 yd 10 sq.ft

| MSRP    |           |       |       |         |
|---------|-----------|-------|-------|---------|
|         | COM/COL&A | B     | C     | Leather |
| ASHWOOD | \$890     | \$940 | \$995 | \$1,180 |

| DIMENSIONS |       |           |           |     |
|------------|-------|-----------|-----------|-----|
| W          | D     | H         | SH        | SD  |
| 17.5"      | 20.5" | 40" - 44" | 26" - 30" | 14" |

\*Stackable

## DUPONT

Plywood Seat. Powder coated metal frame

**B&T**



| MSRP         |       |
|--------------|-------|
| PLYWOOD SEAT |       |
| ASHWOOD      | \$730 |

| DIMENSIONS |       |        |        |       |
|------------|-------|--------|--------|-------|
| W          | D     | H      | SH     | SD    |
| 21"        | 22.5" | 40-44" | 26-30" | 22.5" |

## DUPONT UPHOLSTERED

**B&T**



# 1.1 yd 18 sq.ft

| MSRP      |       |         |         |
|-----------|-------|---------|---------|
| COM/COL&A | B     | C       | Leather |
| \$855     | \$955 | \$1,035 | \$1,250 |

| DIMENSIONS |     |        |        |       |
|------------|-----|--------|--------|-------|
| W          | D   | H      | SH     | SD    |
| 21"        | 22" | 40-44" | 26-30" | 22.5" |

## GAO

**BABEL D**



| MSRP  |  |  |
|-------|--|--|
| Metal |  |  |
| \$545 |  |  |

| DIMENSIONS |       |       |
|------------|-------|-------|
| W          | D     | H     |
| 15"        | 16.9" | 17.7" |

## BARSTOOL and COUNTER STOOLS

### GLEE

Solid wood structure. Powder coated metal footrest. Fully assembled.

**B&T**



MSRP

ASHWOOD

\$770

DIMENSIONS

|         | W     | D     | H     |
|---------|-------|-------|-------|
| BAR     | 14.5" | 14.5" | 29.5" |
| COUNTER | 14.5" | 14.5" | 25.5" |

### HOLI BAR | SOLID / PERFORATED

Polypropylene seat. UV resistant. Galvanized metal base. Simple assembly required.

**TOOU**



MSRP

PP

\$ 255

DIMENSIONS

| W   | D     | H     | SH    |
|-----|-------|-------|-------|
| 21" | 20.5" | 43.5" | 30.5" |

Stackable

### HOLI COUNTER | SOLID/PERFORATED

**TOOU**



MSRP

PP

\$ 255

DIMENSIONS

| W   | D   | H     | SH    |
|-----|-----|-------|-------|
| 21" | 20" | 39.5" | 26.5" |

Stackable x 6

### HOLI EASY UP SEAT COVER

**TOOU**



MSRP

FABRIC\*

COM

\$ 160

\$ 190

\*TOOU Standard fabrics in Black, Light Grey, Red Terracotta, Olive Grey colors.

1,1 yd

# BARSTOOL and COUNTER STOOLS

## JOS

**BABEL D**



### MSRP

Metal

**\$1,010**

### DIMENSIONS

| W     | D     | H     |
|-------|-------|-------|
| 20.9" | 18.1" | 21.7" |

## LORENZO

Commercial grade injection molded foam, upholstered, steel frame, Fully assembled.

**NUANS**



### MSRP

|            | COM/COL & A  | B              | C              | LEATHER        |
|------------|--------------|----------------|----------------|----------------|
| COUNTER    | <b>\$930</b> | <b>\$985</b>   | <b>\$1,140</b> | <b>\$1,190</b> |
| HEIGHT     | <b>\$955</b> | <b>\$1,015</b> | <b>\$1,170</b> | <b>\$1,215</b> |
| BAR HEIGHT |              |                |                |                |

### DIMENSIONS

|            | W     | D     | H   | SH  |
|------------|-------|-------|-----|-----|
| BAR HEIGHT | 23.3" | 20.5" | 42" | 29" |
| COUNTER    | 23.3  | 20.5" | 38" | 25" |
| HEIGHT     |       |       |     |     |

# 1.6 yd ☆ 23 sq.ft

## MIA Metal Base BAR HEIGHT

**NUANS**



### MSRP

| BLACK ASH    | AMERICAN WHITE OAK |
|--------------|--------------------|
| <b>\$400</b> | <b>\$415</b>       |

### DIMENSIONS

| W   | D     | H     | SH    |
|-----|-------|-------|-------|
| 21" | 19.5" | 39.5" | 29.5" |

\*\* Residential Use Only.

## MIA Metal Base COUNTER HEIGHT

**NUANS**



### MSRP

| BLACK ASH    | AMERICAN WHITE OAK |
|--------------|--------------------|
| <b>\$360</b> | <b>\$375</b>       |

### DIMENSIONS

| W     | D   | H   | SH    |
|-------|-----|-----|-------|
| 20.5" | 19" | 35" | 25.5" |

\*\* Residential Use Only.

# BARSTOOL and COUNTER STOOLS

## MIKA BAR & COUNTER STOOL

B&T



### MSRP

ASHWOOD

\$1,100

### DIMENSIONS

| W     | D     | H   | SH  | SH w/PAD | SD  |
|-------|-------|-----|-----|----------|-----|
| 20.5" | 18.5" | 35" | 25" | 27.5"    | 17" |

## MIKA BAR & COUNTER STOOL

B&T



#0.8 yd 13 sq.ft

### MSRP - UPHOLSTERED SEAT

| COM/COL&A       | B       | C       | Leather |
|-----------------|---------|---------|---------|
| ASHWOOD \$1,195 | \$1,270 | \$1,325 | \$1,520 |

### DIMENSIONS

| W   | D   | H   | SH  | SH w/PAD | SD  |
|-----|-----|-----|-----|----------|-----|
| 21" | 19" | 39" | 29" | 30.5"    | 17" |

## MIKA BAR & COUNTER STOOL - BACKLESS

B&T



### MSRP

ASHWOOD

\$955

### DIMENSIONS

| W     | D     | H     | H w/PAD | SD    |
|-------|-------|-------|---------|-------|
| 18.5" | 16.5" | 29.5" | 31"     | 16.5" |

## MIKA BAR & COUNTER STOOL - BACKLESS

B&T



#0.7 yd 12 sq.ft

### MSRP - UPHOLSTERED SEAT

| COM/COL&A       | B       | C       | Leather |
|-----------------|---------|---------|---------|
| ASHWOOD \$1,045 | \$1,115 | \$1,175 | \$1,370 |

### DIMENSIONS

| W   | D   | H     | H w / PAD | SD  |
|-----|-----|-------|-----------|-----|
| 18" | 16" | 25.5" | 27"       | 16" |

# BARSTOOL and COUNTER STOOLS

## NORY

## NUANS



| DIMENSIONS     |           |       |       |         |
|----------------|-----------|-------|-------|---------|
|                | COM/COL&A | B     | C     | LEATHER |
| DINNING HEIGHT | \$515     | \$565 | \$705 | \$745   |
| COUNTER HEIGHT | \$690     | \$740 | \$880 | \$920   |
| BAR HEIGHT     | \$695     | \$750 | \$885 | \$930   |

| DIMENSIONS     |       |       |       |
|----------------|-------|-------|-------|
|                | W     | D     | H     |
| COUNTER HEIGHT | 17.1" | 14.1" | 24"   |
| BAR HEIGHT     | 18.9" | 14.1" | 29.9" |

## ODIN

PLAIN

## B&T



#0,6 yd 7,5 sq.ft

| MSRP           |       |       |       |       |       |
|----------------|-------|-------|-------|-------|-------|
| ALL WOOD       |       |       |       |       |       |
| \$1,765        |       |       |       |       |       |
| DIMENSIONS     |       |       |       |       |       |
|                | W     | D     | H     | SH    | Arm H |
| BAR HEIGHT     | 22.8" | 19.7" | 41.7" | 30"   | 39.8" |
| COUNTER HEIGHT | 22.8" | 19.7" | 37.8" | 26.4" | 36"   |

## ODIN

## B&T



#0,6 yd 7,5 sq.ft

| MSRP      |         |         |         |  |
|-----------|---------|---------|---------|--|
| COM/COL&A | B       | C       | Leather |  |
| \$1,940   | \$2,050 | \$2,140 | \$2,415 |  |

| DIMENSIONS     |       |       |       |       |       |
|----------------|-------|-------|-------|-------|-------|
|                | W     | D     | H     | SH    | Arm H |
| BAR HEIGHT     | 22.8" | 19.7" | 41.7" | 30"   | 39.8" |
| COUNTER HEIGHT | 22.8" | 19.7" | 37.8" | 26.4" | 36"   |

\* Plain: No upholstery, S-UP: Seat upholstered, WO-UP: Without Upholstery

## OJAI

COUNTER HEIGHT

Upholstered or Veneered Plywood Seat & Backrest Powder Coated Metal Frame

## NUANS



| MSRP        |               |           |       |       |
|-------------|---------------|-----------|-------|-------|
|             | No Upholstery | COM/COL&A | B     | C     |
| OAK         | \$440         | X         | X     | X     |
| UPHOLSTERED | X             | \$450     | \$500 | \$550 |

| DIMENSIONS |     |     |       |
|------------|-----|-----|-------|
| W          | D   | H   | SH    |
| 21"        | 19" | 34" | 25.5" |

## BARSTOOL and COUNTER STOOLS

### OJAI BAR HEIGHT

**NUANS**



| MSRP        |               |           |       |       |
|-------------|---------------|-----------|-------|-------|
|             | No Upholstery | COM/COL&A | B     | C     |
| OAK         | \$450         | X         | X     | X     |
| UPHOLSTERED | X             | \$460     | \$510 | \$560 |

| DIMENSIONS |       |     |       |  |
|------------|-------|-----|-------|--|
| W          | D     | H   | SH    |  |
| 21.5"      | 19.5" | 38" | 29.5" |  |

### OJAI WOOD COUNTER STOOL

**NUANS**



| MSRP             |          |           |       |       |
|------------------|----------|-----------|-------|-------|
|                  | ALL WOOD | COM/COL&A | B     | C     |
| ASHWOOD          | \$690    | X         | X     | X     |
| UPHOLSTERED SEAT | X        | \$730     | \$780 | \$830 |

| DIMENSIONS |     |     |       |  |
|------------|-----|-----|-------|--|
| W          | D   | H   | SH    |  |
| 18"        | 18" | 36" | 25.7" |  |

### OJAI WOOD BAR STOOL

**NUANS**



| MSRP             |          |           |       |       |
|------------------|----------|-----------|-------|-------|
|                  | ALL WOOD | COM/COL&A | B     | C     |
| ASHWOOD          | \$725    | X         | X     | X     |
| UPHOLSTERED SEAT | X        | \$765     | \$815 | \$865 |

| DIMENSIONS |     |     |       |  |
|------------|-----|-----|-------|--|
| W          | D   | H   | SH    |  |
| 18"        | 18" | 40" | 29.6" |  |

### PALOMA COUNTER HEIGHT

Upholstered or Veneered Plywood Seat & Backrest Powder Coated Metal Frame

**NUANS**



| MSRP             |               |           |       |       |
|------------------|---------------|-----------|-------|-------|
|                  | No Upholstery | COM/COL&A | B     | C     |
| ASHWOOD          | \$390         | X         | X     | X     |
| UPHOLSTERED SEAT | X             | \$425     | \$475 | \$525 |

| DIMENSIONS |     |     |       |  |
|------------|-----|-----|-------|--|
| W          | D   | H   | SH    |  |
| 21"        | 19" | 34" | 25.5" |  |

## BARSTOOL and COUNTER STOOLS

### PALOMA BAR HEIGHT

**NUANS**



| MSRP             |               |           |       |       |
|------------------|---------------|-----------|-------|-------|
|                  | No Upholstery | COM/COL&A | B     | C     |
| ASHWOOD          | \$400         | X         | X     | X     |
| UPHOLSTERED SEAT | X             | \$435     | \$485 | \$535 |

| DIMENSIONS |       |     |    |       |
|------------|-------|-----|----|-------|
| W          | D     | H   | SH |       |
| 21.5"      | 19.5" | 38" |    | 29.5" |

### PERA ELLIPSE SWIVEL BAR

Injection molded contract grade foam. Various base options.

**B&T**



#0,7 yd 11 sq.ft

| MSRP      |       |         |         |  |
|-----------|-------|---------|---------|--|
| COM/COL&A | B     | C       | Leather |  |
| \$850     | \$930 | \$1,000 | \$1,225 |  |

| DIMENSIONS |       |     |     |       |
|------------|-------|-----|-----|-------|
| W          | D     | H   | SH  | SD    |
| 18.5"      | 18.5" | 38" | 29" | 14.5" |

### PERA ELLIPSE SWIVEL COUNTER

**B&T**



#0.7 yd 11 sq.ft

| MSRP      |       |         |         |  |
|-----------|-------|---------|---------|--|
| COM/COL&A | B     | C       | Leather |  |
| \$850     | \$930 | \$1,000 | \$1,225 |  |

| DIMENSIONS |       |     |     |     |
|------------|-------|-----|-----|-----|
| W          | D     | H   | SH  | SD  |
| 18.5"      | 18.5" | 33" | 25" | 17" |

### PERA BAR WOOD

**B&T**



#0.7 yd 11 sq.ft

| MSRP -  |           |         |         |         |
|---------|-----------|---------|---------|---------|
|         | COM/COL&A | B       | C       | Leather |
| ASHWOOD | \$1,025   | \$1,100 | \$1,170 | \$1,390 |

| DIMENSIONS  |     |     |           |           |     |
|-------------|-----|-----|-----------|-----------|-----|
|             | W   | D   | H         | SH        | SD  |
| COUNTER/BAR | 18" | 18" | 33" - 36" | 25" - 28" | 17" |

# BARSTOOL and COUNTER STOOLS

## PERA BAR X

B&T



# 0.7 yd 11 sq.ft

| MSRP      |       |       |         |
|-----------|-------|-------|---------|
| COM/COL&A | B     | C     | Leather |
| \$780     | \$860 | \$925 | \$1,150 |

| DIMENSIONS  |     |     |           |             |     |
|-------------|-----|-----|-----------|-------------|-----|
|             | W   | D   | H         | H w / PAD   | SD  |
| COUNTER/BAR | 17" | 19" | 33" - 38" | 25" - 30.5" | 17" |

## PLIE STOOL

Steel frame painted in polyester powder. Injection molded foam seat upholstered in fabric. Indoor use only.

laminal



| MSRP    |           |       |       |         |
|---------|-----------|-------|-------|---------|
|         | COM/COL&A | B     | C     | Leather |
| BAR     | \$665     | \$715 | \$765 | \$815   |
| COUNTER | \$660     | \$710 | \$760 | \$810   |

| DIMENSIONS |       |     |       |       |
|------------|-------|-----|-------|-------|
|            | W     | D   | H     | SH    |
| BAR        | 17.3" | 18" | 31.5" | 31.5" |
| COUNTER    | 17"   | 16" | 26.7" | 26.7" |

## REVO STOOL

Structure in eco plastic. UV resistant. In and outdoor for the version without upholstery. Castor base, Writing tablet and Seat pad are optional.

TOOU



| MSRP   |  |
|--------|--|
| PP     |  |
| \$ 190 |  |

| DIMENSIONS |     |       |
|------------|-----|-------|
| W          | D   | H     |
| 17"        | 17" | 25.5" |

Stackable

## REVO STOOL with CASTOR BASE

TOOU



| MSRP   |  |
|--------|--|
| PP     |  |
| \$ 315 |  |

| DIMENSIONS |     |       |     |
|------------|-----|-------|-----|
| W          | D   | H     | SH  |
| 21"        | 21" | 39.5" | 26" |

Stackable x 6



# BARSTOOL and COUNTER STOOLS

## REVO STOOL WRITING TABLET

TOOU



| MSRP       |     |       |     |
|------------|-----|-------|-----|
| PP         |     |       |     |
| \$260      |     |       |     |
| DIMENSIONS |     |       |     |
| W          | D   | H     | SH  |
| 21"        | 21" | 39.5" | 26" |

Stackable x 6

## REVO STOOL SEAT PAD

TOOU



| MSRP    |       |
|---------|-------|
| FABRIC* | COM   |
| \$65    | \$190 |

\* TOOU Standard fabrics

# 0,3 yd 6 sq.ft

## RHONE WOOD DOWEL LEG

NUANS



# 1.26 yd 18.30 sq.ft

| MSRP       |           |         |         |         |
|------------|-----------|---------|---------|---------|
|            | COM/COL&A | B       | C       | LEATHER |
| COUNTER    | \$1,265   | \$1,310 | \$1,425 | \$1,460 |
| BAR        | \$1,315   | \$1,355 | \$1,470 | \$1,510 |
| DIMENSIONS |           |         |         |         |
|            | W         | D       | H       | SH      |
| COUNTER    | 21.3"     | 22.8"   | 40.6"   | 26"     |
| BAR        | 21.3"     | 22.8"   | 44.5"   | 30"     |

## RHONE METAL LEG

NUANS



# 1.26 yd 18.30 sq.ft

| MSRP       |           |         |         |         |
|------------|-----------|---------|---------|---------|
|            | COM/COL&A | B       | C       | LEATHER |
| COUNTER    | \$1,175   | \$1,220 | \$1,335 | \$1,370 |
| BAR        | \$1,220   | \$1,265 | \$1,380 | \$1,415 |
| DIMENSIONS |           |         |         |         |
|            | W         | D       | H       | SH      |
| COUNTER    | 21.3"     | 22.8"   | 40.6"   | 26"     |
| BAR        | 21.3"     | 22.8"   | 44.5"   | 30"     |

# BARSTOOL and COUNTER STOOLS

## ROSA COUNTER STOOL

**NUANS**



| MSRP       |     |                      |     |
|------------|-----|----------------------|-----|
| ALL METAL  |     | OUTDOOR SEAT CUSHION |     |
| \$ 425     |     | \$ 145               |     |
| DIMENSIONS |     |                      |     |
| W          | D   | H                    | SH  |
| 20"        | 21" | 35"                  | 25" |

## ROSA BARSTOOL

**NUANS**



| MSRP       |     |                      |       |
|------------|-----|----------------------|-------|
| ALL METAL  |     | OUTDOOR SEAT CUSHION |       |
| \$ 445     |     | \$ 145               |       |
| DIMENSIONS |     |                      |       |
| W          | D   | H                    | SH    |
| 21"        | 22" | 39"                  | 20.5" |

## SATAO BARSTOOL

Steel frame painted in polyester powder. Suitable for outdoor use.

**laminimal**



| MSRP          |            |                      |
|---------------|------------|----------------------|
| POWDER COATED | GALVANIZED | OUTDOOR SEAT CUSHION |
| \$610         | \$640      | \$170                |
| DIMENSIONS    |            |                      |
| W             | D          | SH                   |
| 22"           | 23"        | 30.5"                |

Stackable x 4

## SATAO COUNTER STOOL

**laminimal**



| MSRP          |            |                      |
|---------------|------------|----------------------|
| POWDER COATED | GALVANIZED | OUTDOOR SEAT CUSHION |
| \$595         | \$625      | \$170                |
| DIMENSIONS    |            |                      |
| W             | D          | SH                   |
| 21.6"         | 22.5"      | 26.5"                |

Stackable x 4

# BARSTOOL and COUNTER STOOLS

## SOLE BAR HEIGHT

Galvanized metal structure for outdoor. Indoor/Outdoor. Upholstered seat / Seat pads are optional with indoor/outdoor fabric. **B&T**



# 0.5 yd 9 sq.ft Uph. Seat  
 # 0,65 yd 10 sq.ft Uph. Seat & Backrest

| MSRP             |           |       |       |         |
|------------------|-----------|-------|-------|---------|
|                  | COM/COL&A | B     | C     | Leather |
| ALL METAL        | \$660     | —     | —     | —       |
| UPHOLSTERED SEAT | \$710     | \$765 | \$815 | \$955   |
| SEAT PAD         | \$390*    | -     | -     | -       |

| DIMENSIONS |       |       |     |  |
|------------|-------|-------|-----|--|
| W          | D     | H     | SH  |  |
| 19"        | 21.5" | 43.7" | 29" |  |

\*Irusun Living Plain Melange Fabrics by Giovanardi

## SOLE COUNTER HEIGHT

**B&T**



# 0.5 yd 9 sq.ft Uph. Seat  
 # 0,65 yd 10 sq.ft Uph. Seat & Backrest

| MSRP             |           |       |       |         |
|------------------|-----------|-------|-------|---------|
|                  | COM/COL&A | B     | C     | Leather |
| ALL METAL        | \$660     | —     | —     | —       |
| UPHOLSTERED SEAT | \$710     | \$765 | \$820 | \$955   |
| SEAT PAD         | \$290*    | -     | -     | -       |

| DIMENSIONS |     |       |     |     |  |
|------------|-----|-------|-----|-----|--|
| W          | D   | H     | SH  | SD  |  |
| 19"        | 21" | 39.7" | 25" | 16" |  |

\*Irusun Living Plain Melange Fabrics by Giovanardi

## STELO BAR STOOL

Steel frame painted in polyester powder.

**laminimal**



# 0.6 yd

| MSRP        |       |             |       |       |
|-------------|-------|-------------|-------|-------|
|             | STEEL | COM/COL & A | B     | C     |
| ALL STEEL   | \$615 | X           | X     | X     |
| UPHOLSTERED | X     | \$685       | \$740 | \$800 |

| DIMENSIONS |       |     |       |       |
|------------|-------|-----|-------|-------|
|            | W     | D   | H     | SH    |
| BAR        | 19.8" | 21" | 41.1" | 29.3" |

## STELO COUNTER STOOL

Steel frame painted in polyester powder.

**laminimal**



# 0.6 yd

| MSRP        |       |             |       |       |
|-------------|-------|-------------|-------|-------|
|             | STEEL | COM/COL & A | B     | C     |
| ALL STEEL   | \$600 | X           | X     | X     |
| UPHOLSTERED | X     | \$660       | \$720 | \$775 |

| DIMENSIONS |       |       |       |       |
|------------|-------|-------|-------|-------|
|            | W     | D     | H     | SH    |
| COUNTER    | 19.4" | 20.1" | 37.7" | 25.9" |

# BARSTOOL and COUNTER STOOLS

**TA BLACK BASE** Seat:1555 Size Polypropylene seat. UV resistant. Black powder coated or chrome plated metal. Simple assembly required. **TOOU**



# 1.5 yd 23 sq.ft

| MSRP           |        |         |  |
|----------------|--------|---------|--|
|                | PP     | COM/COL |  |
| COUNTER HEIGHT | \$ 240 | \$430   |  |
| BAR HEIGHT     | \$ 250 | \$445   |  |

| DIMENSIONS |     |               |           |
|------------|-----|---------------|-----------|
| W          | D   | H             | SH        |
| 18"        | 20" | 37.5" - 41.5" | 25.5"-29" |

**TA CHROME BASE** **TOOU**



# 1.5 yd 23 sq.ft

| MSRP           |       |         |  |
|----------------|-------|---------|--|
|                | PP    | COM/COL |  |
| COUNTER HEIGHT | \$275 | \$470   |  |
| BAR HEIGHT     | \$285 | \$480   |  |

| DIMENSIONS |     |               |           |
|------------|-----|---------------|-----------|
| W          | D   | H             | SH        |
| 18"        | 20" | 37.5" - 41.5" | 25.5"-29" |

**TA XL BLACK BASE** Seat:1511 Size Polypropylene seat. UV resistant. Black powder coated or chrome plated metal. Simple assembly required. **TOOU**



# 1.5 yd 23 sq.ft

| MSRP           |       |             |         |
|----------------|-------|-------------|---------|
|                | PP    | UPHOLSTERED | COM/COL |
| COUNTER HEIGHT | \$245 | \$445       | \$500   |
| BAR HEIGHT     | \$255 | \$455       | \$515   |

| DIMENSIONS |       |               |             |
|------------|-------|---------------|-------------|
| W          | D     | H             | SH          |
| 18"        | 21.3" | 37.4" - 41.3" | 25.6"-29.5" |

**TA XL CHROME BASE** Seat:1511 Size Polypropylene seat. UV resistant. Black powder coated or chrome plated metal. Simple assembly required. **TOOU**



# 1.5 yd 23 sq.ft

| MSRP           |       |             |         |
|----------------|-------|-------------|---------|
|                | PP    | UPHOLSTERED | COM/COL |
| COUNTER HEIGHT | \$310 | \$500       | \$540   |
| BAR HEIGHT     | \$320 | \$515       | \$550   |

| DIMENSIONS |       |               |             |
|------------|-------|---------------|-------------|
| W          | D     | H             | SH          |
| 18"        | 21.3" | 37.4" - 41.3" | 25.6"-29.5" |

## BARSTOOL and COUNTER STOOLS

### UNIA BAR HEIGHT

Steel frame painted in polyester powder.  
Bentwood seat and seatback padded and upholstered in fabric or eco leather.

**laminimal**



| MSRP       |       |         |       |       |
|------------|-------|---------|-------|-------|
| COM/COL&A  | B     | C       |       |       |
| \$925      | \$980 | \$1,035 |       |       |
| DIMENSIONS |       |         |       |       |
| W          | D     | H       | SH    | Arm H |
| 22"        | 22.8" | 43.7"   | 30.7" | 37.8" |

### UNIA COUNTER HEIGHT

**laminimal**



| MSRP       |       |         |       |       |
|------------|-------|---------|-------|-------|
| COM/COL&A  | B     | C       |       |       |
| \$895      | \$950 | \$1,005 |       |       |
| DIMENSIONS |       |         |       |       |
| W          | D     | H       | SH    | Arm H |
| 21.5"      | 22.5" | 39.7"   | 26.7" | 23.8" |

### YARD COUNTER STOOL/ BAR STOOL

**TOOU**



#0.7 yd

| MSRP           |       |             |
|----------------|-------|-------------|
|                | PP    | SEAT PAD    |
| COUNTER HEIGHT | \$210 | \$65        |
| BAR HEIGHT     | \$220 | \$65        |
| DIMENSIONS     |       |             |
| W              | D     | SH          |
| 23"            | 21"   | 31"-43"     |
|                |       | 18.3"-30.7" |

Stackable x8

### YARD BAR STOOL

**TOOU**



#0.7 yd

| MSRP                     |       |              |
|--------------------------|-------|--------------|
|                          | PP    | SEAT PAD     |
| COUNTER HEIGHT w/ARMREST | \$220 | \$65         |
| BAR HEIGHT w/ ARMREST    | \$230 | \$65         |
| DIMENSIONS               |       |              |
| W                        | D     | SH           |
| 22.4"                    | 22"   | 39.5"- 43.3" |
|                          |       | 26.7"-30.7"  |

Stackable x8

## OFFICE & TASK CHAIRS

### DAISY PREMIUM OFFICE BASE

Injection molded contract grade foam.  
Standard or Premium Office Base ( Polished Chrome or Powder Coated )

**B&T**



# 1,5 yd ☆ 21 sq.ft

#### MSRP - UPHOLSTERED SEAT

| COM/COL&A | B       | C       | Leather |
|-----------|---------|---------|---------|
| \$1,660   | \$1,835 | \$1,985 | \$2,435 |

#### DIMENSIONS

| W   | D   | H           | SH      | Arm H     | SD    |
|-----|-----|-------------|---------|-----------|-------|
| 23" | 21" | 29.5"-33.5" | 15"-19" | 23"-26.5" | 15.7" |

### GRACE OFFICE PREMIUM S-GL

**B&T**



# 1.91 yd ☆ 28 sq.ft

#### MSRP

|                  | COM/COL&A | B       | C       | Leather |
|------------------|-----------|---------|---------|---------|
| Upholstered Back | \$1,795   | \$1,975 | \$2,130 | \$2,525 |
| Plywood Back     | \$2,090   | \$2,235 | \$2,360 | \$2,705 |

#### DIMENSIONS

| W     | D     | H            | SH         | Arm H        | SD    |
|-------|-------|--------------|------------|--------------|-------|
| 23.6" | 24.2" | 30.7 - 34.6" | 16.1 - 20" | 23.2 - 27.2" | 17.3" |

### LAMY PREMIUM OFFICE BASE

Injection molded contract grade foam.  
Standard or Premium Office Base ( Polished Chrome or Powder Coated )

**B&T**



# 1,8 yd ☆ 26 sq.ft

#### MSRP

| COM/COL&A | B       | C       | Leather |
|-----------|---------|---------|---------|
| \$1,750   | \$1,950 | \$2,115 | \$2,560 |

#### DIMENSIONS

| W     | D   | H           | SH      | Arm H   | SD  |
|-------|-----|-------------|---------|---------|-----|
| 23,5" | 25" | 30.5"-33.5" | 18"-21" | 23"-26" | 18" |

# OFFICE & TASK CHAIRS

## MENTOR LOW BACK | PREMIUM OFFICE BASE

Injection molded contract grade foam.  
Standard or Premium Office Base ( Polished Chrome or Powder Coated )

**B&T**



# 1,7 yd ✪ 24 sq.ft

| MSRP       |         |           |         |           |       |
|------------|---------|-----------|---------|-----------|-------|
| COM/COL&A  | B       | C         | Leather |           |       |
| \$2,330    | \$2,560 | \$2,750   | \$3,250 |           |       |
| DIMENSIONS |         |           |         |           |       |
| W          | D       | H         | SH      | Arm H     | SD    |
| 25"        | 25"     | 39"-41.5" | 18"-20" | 26.5"-29" | 19.7" |

## MENTOR HIGH BACK | PREMIUM OFFICE BASE

**B&T**



# 2,2 yd ✪ 32 sq.ft

| MSRP       |         |           |         |           |       |
|------------|---------|-----------|---------|-----------|-------|
| COM/COL&A  | B       | C         | Leather |           |       |
| \$2,560    | \$2,830 | \$3,055   | \$3,650 |           |       |
| DIMENSIONS |         |           |         |           |       |
| W          | D       | H         | SH      | Arm H     | SD    |
| 25"        | 25"     | 49"-51.5" | 18"-20" | 26.5"-29" | 19.7" |

## O3 LOW BACK

**B&T**



# 1,5 yd ✪ 21 sq.ft

| MSRP       |         |           |           |           |       |
|------------|---------|-----------|-----------|-----------|-------|
| COM/COL&A  | B       | C         | Leather   |           |       |
| \$2,495    | \$2,635 | \$2,755   | \$3,010   |           |       |
| DIMENSIONS |         |           |           |           |       |
| W          | D       | H         | SH        | Arm H     | SD    |
| 27"        | 27"     | 37"-41.5" | 17.5"-22" | 23.5"-33" | 17.4" |

# OFFICE & TASK CHAIRS

## O3 HIGH BACK

**B&T**



# 2 yd ☆ 25 sq.ft

| MSRP      |         |         |         |
|-----------|---------|---------|---------|
| COM/COL&A | B       | C       | Leather |
| \$2,640   | \$2,810 | \$2,955 | \$3,270 |

| DIMENSIONS |     |           |           |           |       |
|------------|-----|-----------|-----------|-----------|-------|
| W          | D   | H         | SH        | Arm H     | SD    |
| 27"        | 27" | 47"-51.5" | 17.5"-22" | 23.5"-33" | 17.4" |

## PERA

Injection molded contract grade foam.  
Standard, Premium or Standard Office Base ( Polished Chrome or Powder Coated )

**B&T**



# 1 yd ☆ 17 sq.ft

| MSRP      |           |         |         |         |
|-----------|-----------|---------|---------|---------|
|           | COM/COL&A | B       | C       | Leather |
| w/out ARM | \$1,360   | \$1,475 | \$1,575 | \$1,930 |
| with ARM  | \$1,550   | \$1,665 | \$1,760 | \$2,125 |

| DIMENSIONS |       |         |         |     |
|------------|-------|---------|---------|-----|
| W          | D     | H       | SH      | SD  |
| 19"        | 22.5" | 29"-33" | 18"-22" | 16" |

## REGO PREMIUM OFFICE BASE

Injection molded contract grade foam.  
Standard, Premium or Spider Office Base ( Polished Chrome or Powder Coated )

**B&T**



# 1,5 yd ☆ 23 sq.ft

| MSRP      |         |         |         |
|-----------|---------|---------|---------|
| COM/COL&A | B       | C       | Leather |
| \$1,745   | \$1,910 | \$2,045 | \$2,485 |

| DIMENSIONS |       |         |         |         |       |
|------------|-------|---------|---------|---------|-------|
| W          | D     | H       | SH      | Arm H   | SD    |
| 24.5"      | 23.5" | 30"-34" | 17"-21" | 25"-28" | 16.5" |



## OFFICE & TASK CHAIRS

### REGO SPIDER OFFICE BASE

**B&T**



# 1,5 yd ☆ 23 sq.ft

| MSRP      |         |         |         |
|-----------|---------|---------|---------|
| COM/COL&A | B       | C       | Leather |
| \$1,325   | \$1,480 | \$1,615 | \$2,030 |

| DIMENSIONS |       |         |         |         |       |
|------------|-------|---------|---------|---------|-------|
| W          | D     | H       | SH      | Arm H   | SD    |
| 24.5"      | 23.5" | 30"-34" | 17"-21" | 25"-28" | 16.5" |

### REGO PLAY PREMIUM OFFICE BASE

Polypropylene monobloc seat. Optional upholstery.

**B&T**



# 1,6 yd ☆ 23 sq.ft

| MSRP |           |         |         |         |
|------|-----------|---------|---------|---------|
|      | COM/COL&A | B       | C       | Leather |
|      | \$1,105   | -       | -       | -       |
| S-UP | \$1,345   | \$1,410 | \$1,470 | \$1,610 |
| UP   | \$1,605   | \$1,760 | \$1,895 | \$2,300 |

| DIMENSIONS |     |     |     |     |
|------------|-----|-----|-----|-----|
| W          | D   | H   | SH  | SD  |
| 24"        | 22" | 32" | 17" | 26" |

### REST SPIDER OFFICE BASE

Upholstered PP Seat  
Spider Office Base ( Polished Chrome or Powder Coated )

**B&T**



# 1,1 yd ☆ 16,5 sq.ft

| MSRP                         |           |   |   |         |
|------------------------------|-----------|---|---|---------|
|                              | COM/COL&A | B | C | Leather |
| Rest Office Prong UP         |           |   |   |         |
| Rest Office Prong S w Arm UP |           |   |   |         |

| DIMENSIONS |     |         |         |         |
|------------|-----|---------|---------|---------|
| W          | D   | H       | SH      | ArmH    |
| 22"        | 21" | 30"-33" | 16"-19" | 25"-28" |

## OFFICE & TASK CHAIRS

### RHONE OFFICE BASE

**NUANS**



#1.42 yd 21.53 sq.ft

| MSRP      |         |         |         |
|-----------|---------|---------|---------|
| COM/COL&A | B       | C       | LEATHER |
| \$1,320   | \$1,370 | \$1,500 | \$1,540 |

| DIMENSIONS |       |       |     |
|------------|-------|-------|-----|
| W          | D     | H     | SH  |
| 21.3"      | 22.8" | 32.7" | 18" |

### ZONE 5 PRONGS SHEET OFFICE BASE

**B&T**



#1,7 yd 25 sq.ft

| MSRP      |           |         |         |         |
|-----------|-----------|---------|---------|---------|
|           | COM/COL&A | B       | C       | Leather |
| w/out ARM | \$1,450   | \$1,630 | \$1,780 | \$2,335 |
| with ARM  | \$1,575   | \$1,755 | \$1,910 | \$2,465 |

| DIMENSIONS |       |         |         |
|------------|-------|---------|---------|
| W          | D     | H       | SH      |
| 20"        | 22.5" | 38"-42" | 16"-20" |

### ZONE 5 PRONGS SHEET BASE W/ ARM

Injection molded contract grade foam.  
Sheet Office Base ( Polished Chrome or Powder Coated )

**B&T**



#1,7 yd 25 sq.ft

| MSRP      |           |         |         |         |
|-----------|-----------|---------|---------|---------|
|           | COM/COL&A | B       | C       | Leather |
| w/out ARM | \$1,835   | \$2,015 | \$2,160 | \$2,710 |
| with ARM  | \$1,950   | \$2,135 | \$2,285 | \$2,830 |

| DIMENSIONS |       |         |         |         |
|------------|-------|---------|---------|---------|
| W          | D     | H       | SH      | ArmH    |
| 23"        | 22.5" | 38"-42" | 16"-20" | 25"-28" |

### ZONE EXCLUSIVE 5WAY SWIVEL BASE W/ARM

**B&T**



#2,4 yd 35 sq.ft

| MSRP      |           |         |         |         |
|-----------|-----------|---------|---------|---------|
|           | COM/COL&A | B       | C       | Leather |
| w/out ARM | \$1,970   | \$2,175 | \$2,345 | \$2,800 |
| with ARM  | \$2,090   | \$2,295 | \$2,465 | \$2,920 |

| DIMENSIONS |       |             |         |         |
|------------|-------|-------------|---------|---------|
| W          | D     | H           | SH      | Arm H   |
| 23"        | 22.5" | 50.5"-54.5" | 16"-20" | 25"-28" |

# LOUNGE CHAIRS

## ACER

NUANS



Seat Pad # 0.7 yd

| MSRP                       |       |
|----------------------------|-------|
| All Metal (Indoor/Outdoor) | \$715 |
| Seat Pad                   | \$285 |

| DIMENSIONS |       |       |     |       |
|------------|-------|-------|-----|-------|
| W          | D     | H     | SH  | Arm H |
| 32.2"      | 23.2" | 28.7" | 15" | 22.4" |

## ALEK

Solid wood structure. Upholstered padded seat. Fully assembled.

B&T



# 1.1 yd 15 sq.ft

| MSRP    |           |         |         |         |
|---------|-----------|---------|---------|---------|
|         | COM/COL&A | B       | C       | Leather |
| ASHWOOD | \$2,105   | \$2,285 | \$2,430 | \$2,765 |

| DIMENSIONS |       |       |     |       |
|------------|-------|-------|-----|-------|
| W          | D     | H     | SH  | Arm H |
| 26.5"      | 25.5" | 25.5" | 16" | 22"   |

## ALODIA CHAISE LOUNGE

BABEL D



| MSRP     |  |  |  |
|----------|--|--|--|
| METAL    |  |  |  |
| \$15,980 |  |  |  |

| DIMENSIONS |       |       |       |
|------------|-------|-------|-------|
|            | L     | W     | H     |
| OPEN       | 20.9" | 80.7" | 21.7" |
| CLOSED     | 20.9" | 46.9" | 16.5" |

## ALODIA CHAISE LOUNGE HEADREST CUSHION

BABEL D



| MSRP          |       |
|---------------|-------|
| CHAIR CUSHION | \$235 |

# LOUNGE CHAIRS

## ALODIA CHAISE LOUNGE PAD **BABEL D**



| MSRP          |  |
|---------------|--|
| CHAIR CUSHION |  |
| <b>\$870</b>  |  |

## BANGI **BABEL D**



| MSRP           |  |
|----------------|--|
| METAL          |  |
| <b>\$1,235</b> |  |

| DIMENSIONS |              |              |
|------------|--------------|--------------|
| W          | D            | H            |
| <b>26"</b> | <b>27.2"</b> | <b>29.1"</b> |

## BOLD High density foam. It has Castors **B&T**



| MSRP            |                |                |                |                |
|-----------------|----------------|----------------|----------------|----------------|
|                 | COM/COL&A      | B              | C              | Leather        |
| LAMINATE TABLET | <b>\$2,270</b> | <b>\$2,635</b> | <b>\$2,940</b> | <b>\$3,740</b> |
| LACQUER TABLET  | <b>\$2,650</b> | <b>\$3,015</b> | <b>\$3,320</b> | <b>\$4,130</b> |
| VENEER TABLET   | <b>\$2,765</b> | <b>\$3,135</b> | <b>\$3,440</b> | <b>\$4,245</b> |

12" fixed round tablet is optional. it can be fixed left or right side of the armchair according to user's preference.

Please choose metal tube color & tablet finish

# 4 yd    ☆ 63 sq.ft

| DIMENSIONS   |              |              |            |            |
|--------------|--------------|--------------|------------|------------|
|              | W            | D            | H          | SH         |
| WITH TABLET  | <b>37"</b>   | <b>35.5"</b> | <b>27"</b> | <b>16"</b> |
| W/OUT TABLET | <b>32.5"</b> | <b>35.5"</b> | <b>27"</b> | <b>16"</b> |

## BONNY SWIVEL BASE Solid wood and metal structure. Solid wood or metal base. Swivel **B&T**



| MSRP                         |                |                |                |                |
|------------------------------|----------------|----------------|----------------|----------------|
|                              | COM/COL&A      | B              | C              | Leather        |
| METAL BASE                   | <b>\$2,210</b> | <b>\$2,535</b> | <b>\$2,805</b> | <b>\$3,510</b> |
| with MEMORY RETURN MECHANISM | <b>\$2,370</b> | <b>\$2,695</b> | <b>\$2,960</b> | <b>\$3,670</b> |
| WOOD BASE                    | <b>\$2,210</b> | <b>\$2,515</b> | <b>\$2,760</b> | <b>\$3,420</b> |
| with MEMORY RETURN MECHANISM | <b>\$2,800</b> | <b>\$2,670</b> | <b>\$2,920</b> | <b>\$3,575</b> |

# 2,6 yd    ☆ 37 sq.ft

| DIMENSIONS   |              |              |            |              |              |
|--------------|--------------|--------------|------------|--------------|--------------|
| W            | D            | H            | SH         | ArmH         | SD           |
| <b>30.5"</b> | <b>28.5"</b> | <b>28.5"</b> | <b>17"</b> | <b>21.5"</b> | <b>22.5"</b> |

# LOUNGE CHAIRS

## BOOM

Hardwood frame structure.High density foam.  
Dowel wood leg.

**B&T**



# 6 yd ☆ 97 sq.ft

| MSRP       |         |         |         |       |
|------------|---------|---------|---------|-------|
| COM/COL&A  | B       | C       | Leather |       |
| \$3,660    | \$4,330 | \$4,895 | \$7,120 |       |
| DIMENSIONS |         |         |         |       |
| W          | D       | H       | SH      | Arm H |
| 35.5"      | 35"     | 28"     | 16.5"   | 25"   |

\*1 cushion included in price.

## CAMAROSA

Injection molded contract grade foam. Steel base

**NUANS**



# 3 yd ☆ 43 sq.ft

| MSRP        |         |         |         |
|-------------|---------|---------|---------|
| COM/COL & A | B       | C       | LEATHER |
| \$1,510     | \$1,620 | \$1,915 | \$2,010 |
| DIMENSIONS  |         |         |         |
| W           | D       | H       |         |
| 31"         | 27.5"   | 31.5"   |         |

## DAISY DOWEL WOOD BASE

Injection molded contract grade foam. Various base options.

**B&T**



# 2,1 yd ☆ 32 sq.ft

| MSRP       |           |         |         |         |     |
|------------|-----------|---------|---------|---------|-----|
|            | COM/COL&A | B       | C       | Leather |     |
| ASHWOOD    | \$1,530   | \$1,770 | \$1,970 | \$2,500 |     |
| DIMENSIONS |           |         |         |         |     |
| W          | D         | H       | SH      | Arm H   | SD  |
| 27"        | 28.5"     | 30"     | 16"     | 25"     | 18" |

## DAISY SLED BASE

**B&T**



# 2,1 yd ☆ 32 sq.ft

| MSRP       |         |         |         |       |     |
|------------|---------|---------|---------|-------|-----|
| COM/COL&A  | B       | C       | Leather |       |     |
| \$1,490    | \$1,735 | \$1,935 | \$2,455 |       |     |
| DIMENSIONS |         |         |         |       |     |
| W          | D       | H       | SH      | Arm H | SD  |
| 27"        | 28.5"   | 30"     | 16"     | 25"   | 18" |

# LOUNGE CHAIRS

## DUPONT

Upholstered or Veneered Plywood seat. Powder coated metal base.

**B&T**



# 1.4 yd    ☼ 24 sq.ft

| MSRP        |           |       |         |         |
|-------------|-----------|-------|---------|---------|
|             | COM/COL&A | B     | C       | Leather |
| ASHWOOD     | \$765     | x     | x       | x       |
| UPHOLSTERED | \$860     | \$975 | \$1,060 | \$1,300 |

| DIMENSIONS |     |     |     |     |  |
|------------|-----|-----|-----|-----|--|
| W          | D   | H   | SH  | SD  |  |
| 23"        | 25" | 29" | 16" | 14" |  |

## FERNO

Upholstered contract grade foam. Powder coated metal frame.

**B&T**



# 2,4 yd    ☼ 35 sq.ft

| MSRP      |         |         |         |  |
|-----------|---------|---------|---------|--|
| COM/COL&A | B       | C       | Leather |  |
| \$1,795   | \$2,045 | \$2,270 | \$2,820 |  |

| DIMENSIONS |     |     |       |       |       |
|------------|-----|-----|-------|-------|-------|
| W          | D   | H   | SH    | Arm H | SD    |
| 29"        | 31" | 29" | 15.5" | 21.5" | 22.5" |

## FOLD SINGLE SOFA

Hardwood Frame  
Sleeper Sofa.

**B&T**




# 7 yd    ☼ x sq.ft

| MSRP      |         |         |         |  |
|-----------|---------|---------|---------|--|
| COM/COL&A | B       | C       | Leather |  |
| \$3,240   | \$3,770 | \$4,215 | -       |  |

| DIMENSIONS |     |     |     |       |  |
|------------|-----|-----|-----|-------|--|
| W          | D   | H   | SH  | Arm H |  |
| 32.5"      | 36" | 31" | 16" | 23"   |  |

## GAO SUN LOUNGER

**BABEL D**



| MSRP    |         |
|---------|---------|
| LOUNGE  | \$4,775 |
| CUSHION | \$495   |

| DIMENSIONS |       |             |
|------------|-------|-------------|
| W          | L     | H           |
| 30.7"      | 86.2" | 11" / 33.8" |

## LOUNGE CHAIRS

### GO LARGE

Injection molded contract grade foam.  
Stainless steel legs. Fully assembled.

**B&T**



# 6 yd 86 sq.ft

| MSRP       |         |         |         |       |
|------------|---------|---------|---------|-------|
| COM/COL&A  | B       | C       | Leather |       |
| \$4,560    | \$5,435 | \$6,160 | \$8,400 |       |
| DIMENSIONS |         |         |         |       |
| W          | D       | H       | SH      | Arm H |
| 32.5"      | 33"     | 24"     | 15.5"   | 24"   |

### ISOLA

Solid Hardwood Frame

**B&T**



# 4 yd 63 sq.ft

| MSRP       |         |         |         |       |     |
|------------|---------|---------|---------|-------|-----|
| COM/COL&A  | B       | C       | Leather |       |     |
| \$3,050    | \$3,660 | \$4,165 | \$5,505 |       |     |
| DIMENSIONS |         |         |         |       |     |
| W          | D       | H       | SH      | Arm H | SD  |
| 28"        | 32"     | 28"     | 15.7"   | 20"   | 24" |

### ISOLA PRIVATE

**B&T**



# 5,5 yd 78 sq.ft

| MSRP       |         |         |         |       |     |
|------------|---------|---------|---------|-------|-----|
| COM/COL&A  | B       | C       | Leather |       |     |
| \$3,585    | \$4,325 | \$4,945 | \$6,580 |       |     |
| DIMENSIONS |         |         |         |       |     |
| W          | D       | H       | SH      | Arm H | SD  |
| 28"        | 32"     | 40.5"   | 15.7"   | 20"   | 24" |

### JOS

**BABEL D**



| MSRP       |     |       |
|------------|-----|-------|
| METAL      |     |       |
| \$1,595    |     |       |
| DIMENSIONS |     |       |
| W          | D   | H     |
| 26"        | 26" | 29.1" |

\*1 cushion included in price.

## LOUNGE CHAIRS

### JOS DAY BED

BABEL D



MSRP

METAL

\$5,160

DIMENSIONS

| W     | D     | H     |
|-------|-------|-------|
| 49.6" | 52.8" | 31.5" |

### KANO

BABEL D



MSRP

METAL

\$1,290

DIMENSIONS

| W     | D     | H     |
|-------|-------|-------|
| 25.2" | 25.2" | 28.3" |

### KANO CUSHION LOUNGE CHAIR

BABEL D



MSRP

CHAIR CUSHION

\$250

### KANO CHAISE LOUNGE

BABEL D



MSRP

METAL

\$4,435

DIMENSIONS

| L      | W     | H     |
|--------|-------|-------|
| 64.6 " | 32.3" | 28.3" |

\*1 cushion included in price.



# LOUNGE CHAIRS

## KAV

Hardwood Frame. Fully assembled.

**B&T**



# 2,8 yd 55 sq.ft

| MSRP       |         |         |         |       |
|------------|---------|---------|---------|-------|
| COM/COL&A  | B       | C       | Leather |       |
| \$2,375    | \$2,770 | \$3,090 | \$4,700 |       |
| DIMENSIONS |         |         |         |       |
| W          | D       | H       | SH      | SD    |
| 34"        | 33"     | 22"     | 14"     | 30.5" |

Wood base can be stained in natural ash, walnut or black colors.

## KISSI

**BABEL D**




| MSRP           |       |       |
|----------------|-------|-------|
| METAL & STRING |       |       |
| \$1,560        |       |       |
| DIMENSIONS     |       |       |
| W              | D     | H     |
| 25.6"          | 25.2" | 26.8" |

Cushion included in price

## KISSI

SUN LOUNGER

**BABEL D**



| MSRP           |                         |               |
|----------------|-------------------------|---------------|
| METAL & STRING | METAL & STRING + WHEELS | CUSHION       |
| \$4,285        | \$4,510                 | \$495         |
| DIMENSIONS     |                         |               |
| W              | L                       | H             |
| 32.7"          | 80.7"                   | 11.8" / 31.1" |

## LAMY

SWIVEL METAL BASE

Injection molded contract grade foam. Various base options.

**B&T**



# 2,8 yd 41 sq.ft

| MSRP                         |         |         |         |     |
|------------------------------|---------|---------|---------|-----|
| COM/COL&A                    | B       | C       | Leather |     |
| \$2,165                      | \$2,270 | \$2,400 | \$2,950 |     |
| with MEMORY RETURN MECHANISM | \$2,255 | \$2,420 | \$3,100 |     |
| DIMENSIONS                   |         |         |         |     |
| W                            | D       | H       | SH      | SD  |
| 29"                          | 32"     | 33.5"   | 16"     | 22" |

Base finish options: Powder coated in available RAL colors.

## LOUNGE CHAIRS

### LAMY METAL w/ HEADREST

B&T



# 3 yd 42 sq.ft

| MSRP                         |         |         |         |         |
|------------------------------|---------|---------|---------|---------|
| COM/COL&A                    | B       | C       | Leather |         |
| \$2,105                      | \$2,270 | \$2,400 | \$2,950 |         |
| with MEMORY RETURN MECHANISM | \$2,255 | \$2,420 | \$2,545 | \$3,100 |

| DIMENSIONS |       |     |     |       |       |
|------------|-------|-----|-----|-------|-------|
| W          | D     | H   | SH  | Arm H | SD    |
| 29"        | 31.5" | 45" | 16" | 22"   | 19.7" |

Base finish options: Powder coated in available RAL colors.

### LAMY SWIVEL WOOD BASE

B&T



# 2.8 yd 41 sq.ft

| MSRP                         |         |         |         |         |
|------------------------------|---------|---------|---------|---------|
| COM/COL&A                    | B       | C       | Leather |         |
| \$2,270                      | \$2,520 | \$2,725 | \$3,285 |         |
| with MEMORY RETURN MECHANISM | \$2,415 | \$2,670 | \$2,880 | \$3,435 |

| DIMENSIONS |     |       |     |       |       |
|------------|-----|-------|-----|-------|-------|
| W          | D   | H     | SH  | Arm H | SD    |
| 29"        | 32" | 33.5" | 16" | 22"   | 19.7" |

Wood base can be stained in natural ash, walnut or black colors.

### LAMY SWIVEL WOOD w/ HEADREST

B&T



# 3 yd 42 sq.ft

| MSRP                         |         |         |         |         |
|------------------------------|---------|---------|---------|---------|
| COM/COL&A                    | B       | C       | Leather |         |
| \$2,450                      | \$2,725 | \$2,960 | \$3,530 |         |
| with MEMORY RETURN MECHANISM | \$2,595 | \$2,880 | \$3,110 | \$3,675 |

| DIMENSIONS |       |     |     |       |       |
|------------|-------|-----|-----|-------|-------|
| W          | D     | H   | SH  | Arm H | SD    |
| 29"        | 31.5" | 45" | 16" | 22"   | 19.7" |

Base finish options: Powder coated in available RAL colors.

### LAMY DOWEL WOOD BASE

B&T



# 2.8 yd 41 sq.ft

| MSRP    |         |         |         |  |
|---------|---------|---------|---------|--|
| A       | B       | C       | Leather |  |
| \$1,910 | \$2,185 | \$2,420 | \$3,040 |  |

| DIMENSIONS |       |       |     |       |       |
|------------|-------|-------|-----|-------|-------|
| W          | D     | H     | SH  | Arm H | SD    |
| 29"        | 31.5" | 33.5" | 16" | 22"   | 19.7" |

Wood base can be stained in natural ash, walnut or black colors.

## LOUNGE CHAIRS

### LAMY DOWEL w/ HEADREST

B&T



# 3 yd 42 sq.ft

| MSRP       |         |         |         |       |       |
|------------|---------|---------|---------|-------|-------|
| COM/COL&A  | B       | C       | Leather |       |       |
| \$2,080    | \$2,380 | \$2,630 | \$3,240 |       |       |
| DIMENSIONS |         |         |         |       |       |
| W          | D       | H       | SH      | Arm H | SD    |
| 29"        | 31.5"   | 45"     | 16"     | 22"   | 19.7" |

Wood base can be stained in natural ash, walnut or black colors.

### LAMY SLED BASE

B&T



# 2.8 yd 41 sq.ft

| MSRP       |         |         |         |       |       |
|------------|---------|---------|---------|-------|-------|
| COM/COL&A  | B       | C       | Leather |       |       |
| \$1,825    | \$2,095 | \$2,320 | \$2,920 |       |       |
| DIMENSIONS |         |         |         |       |       |
| W          | D       | H       | SH      | Arm H | SD    |
| 29"        | 31.5"   | 33.5"   | 16"     | 22"   | 19.7" |

Base finish options: Powder coated in available RAL colors or polished chrome.

### LAMY SLED w/ HEADREST

B&T



# 3 yd 42 sq.ft

| MSRP       |         |         |         |       |       |
|------------|---------|---------|---------|-------|-------|
| COM/COL&A  | B       | C       | Leather |       |       |
| \$1,995    | \$2,285 | \$2,530 | \$3,120 |       |       |
| DIMENSIONS |         |         |         |       |       |
| W          | D       | H       | SH      | Arm H | SD    |
| 29"        | 31.5"   | 45"     | 16"     | 22"   | 19.7" |

Base finish options: Powder coated in available RAL colors or polished chrome.

### LAMY DOWEL METAL BASE

B&T



# 2.8 yd 41 sq.ft

| MSRP       |         |         |         |       |       |
|------------|---------|---------|---------|-------|-------|
| COM/COL&A  | B       | C       | Leather |       |       |
| \$1,825    | \$2,095 | \$2,320 | \$2,920 |       |       |
| DIMENSIONS |         |         |         |       |       |
| W          | D       | H       | SH      | Arm H | SD    |
| 29"        | 31.5"   | 33.5"   | 16"     | 22"   | 19.7" |

Base finish options: Powder coated in available RAL colors or polished chrome.

## LOUNGE CHAIRS

### LAMY DOWEL METAL BASE w/HEADREST

B&T



# 3 yd ✪ 42 sq.ft

| MSRP      |         |         |         |
|-----------|---------|---------|---------|
| COM/COL&A | B       | C       | Leather |
| \$1,985   | \$2,275 | \$2,520 | \$3,110 |

| DIMENSIONS |       |     |     |       |       |
|------------|-------|-----|-----|-------|-------|
| W          | D     | H   | SH  | Arm H | SD    |
| 29"        | 31.5" | 45" | 16" | 22"   | 19.7" |

Base finish options: Powder coated in available RAL colors or polished chrome.

### LED

High density foam. Metal legs.

B&T



# 6 yd ✪ 86 sq.ft

| MSRP      |         |         |         |
|-----------|---------|---------|---------|
| COM/COL&A | B       | C       | Leather |
| \$3,220   | \$3,785 | \$4,255 | \$5,505 |

| DIMENSIONS |       |       |     |       |  |
|------------|-------|-------|-----|-------|--|
| W          | D     | H     | SH  | Arm H |  |
| 31.5"      | 27.5" | 28.5" | 16" | 24.5" |  |

Leg finish options: Powder coated in available RAL colors or polished chrome.

### LORENZO

Injection molded contract grade foam. Steel base

NUANS



# 3 yd ✪ 43 sq.ft

| MSRP        |         |         |         |
|-------------|---------|---------|---------|
| COM/COL & A | B       | C       | LEATHER |
| \$1,375     | \$1,780 | \$1,765 | \$1,855 |

| DIMENSIONS |     |       |
|------------|-----|-------|
| W          | D   | H     |
| 27.5"      | 30" | 29.5" |

### MABEL COMFORT

Powder coated swivel metal base.

B&T



# 7 yd ✪ 97 sq.ft

| MSRP       |           |         |         |         |
|------------|-----------|---------|---------|---------|
|            | COM/COL&A | B       | C       | Leather |
| 4 Legs     | \$3,665   | \$4,390 | \$4,975 | \$6,405 |
| Round Base | \$4,200   | \$4,895 | \$5,455 | \$6,815 |

| DIMENSIONS |       |     |     |       |  |
|------------|-------|-----|-----|-------|--|
| W          | D     | H   | SH  | Arm H |  |
| 38"        | 33.5" | 25" | 16" | 21"   |  |

\* Standard version has one curve and one straight arm and has a round base. Two curves and two straight arms versions are available. The tube legs are optional too.

# LOUNGE CHAIRS

## MELIK

BABEL D



MSRP

METAL

\$1,625

DIMENSIONS

| W     | D   | H     | SH  |
|-------|-----|-------|-----|
| 30.3" | 28" | 28.7" | 15" |

## MELIK CUSHION LOUNGE CHAIR

BABEL D



MSRP

CHAIR CUSHION

\$250

## MORPH

Injection molded contract grade foam.

B&T



MSRP

COM/COL&A

B

C

Leather

\$4,610

\$5,180

\$5,650

\$10,705

DIMENSIONS

| W   | D   | H     | SH    |
|-----|-----|-------|-------|
| 47" | 32" | 27.5" | 15.5" |

# 5 yd 111 sq.ft

## MOST

Hardwood frame. Metal base.

B&T



MSRP

COM/COL&A

B

C

Leather

\$3,745

\$4,395

\$4,940

\$8,265

DIMENSIONS

| W     | D   | H   | SH    | Arm H |
|-------|-----|-----|-------|-------|
| 41.5" | 38" | 27" | 15.5" | 19.5" |

# 5 yd 111 sq.ft

# LOUNGE CHAIRS

## ORA SWIVEL LOUNGE

**B&T**



# 5 yd    ◊ 110 sq.ft

| MSRP      |         |         |         |
|-----------|---------|---------|---------|
| COM/COL&A | B       | C       | Leather |
| \$2,425   | \$2,860 | \$3,250 | \$4,270 |

| DIMENSIONS |     |     |       |       |
|------------|-----|-----|-------|-------|
| W          | D   | H   | SH    | Arm H |
| 33.9"      | 29" | 27" | 17.9" | 27"   |

## OUTO LOUNGE CHAIR

Polypropylene. Air injection technology. In and Outdoor use. UV resistant.

**TOOU**



| MSRP  |  |  |  |
|-------|--|--|--|
| PP    |  |  |  |
| \$270 |  |  |  |

| DIMENSIONS |       |     |       |
|------------|-------|-----|-------|
| W          | D     | H   | SH    |
| 24"        | 31.5" | 30" | 15.5" |

Stackable x 6 pcs

## PERA SLED BASE

Injection molded contract grade foam. Various base options.

**B&T**



# 1.5 yd    ◊ 20 sq.ft

| MSRP      |         |         |         |
|-----------|---------|---------|---------|
| COM/COL&A | B       | C       | Leather |
| \$1,030   | \$1,195 | \$1,335 | \$1,630 |

| DIMENSIONS |       |       |       |       |
|------------|-------|-------|-------|-------|
| W          | D     | H     | SH    | Arm H |
| 23.5"      | 27.5" | 29.5" | 16.5" | 19"   |

Base finish options: Powder coated in available RAL colors or polished chrome.

## PERA SWIVEL BASE

**B&T**



# 1.5 yd    ◊ 20 sq.ft

| MSRP                         |         |         |         |
|------------------------------|---------|---------|---------|
| COM/COL&A                    | B       | C       | Leather |
| \$1,230                      | \$1,395 | \$1,535 | \$1,830 |
| with MEMORY RETURN MECHANISM | \$1,400 | \$1,570 | \$2,000 |

| DIMENSIONS |       |     |       |       |
|------------|-------|-----|-------|-------|
| W          | D     | H   | SH    | Arm H |
| 23.5"      | 27.5" | 31" | 16.5" | 19"   |

Base finish options: Powder coated in available RAL colors.

## LOUNGE CHAIRS

### PERA SWIVEL BASE w/ARM

**B&T**



# 1.5 yd 20 sq.ft

| MSRP                         |         |         |         |
|------------------------------|---------|---------|---------|
| COM/COL&A                    | B       | C       | Leather |
| \$1,525                      | \$1,690 | \$1,825 | \$2,115 |
| with MEMORY RETURN MECHANISM | \$1,695 | \$1,855 | \$2,000 |
|                              |         | \$2,000 | \$2,290 |

| DIMENSIONS |       |     |       |       |
|------------|-------|-----|-------|-------|
| W          | D     | H   | SH    | Arm H |
| 26"        | 27.5" | 31" | 16.5" | 24.5" |
|            |       |     |       | 19"   |

Base finish options: Powder coated in available RAL colors.

### PICK

Hardwood frame. High density foam. Metal legs.

**B&T**



# 8 yd 108 sq.ft

| MSRP      |         |         |         |
|-----------|---------|---------|---------|
| COM/COL&A | B       | C       | Leather |
| \$4,295   | \$5,080 | \$5,730 | \$7,180 |

| DIMENSIONS |       |       |     |       |
|------------|-------|-------|-----|-------|
| W          | D     | H     | SH  | SD    |
| 46"        | 35.5" | 27.5" | 16" | 25.5" |

Base finish options: Powder coated in available RAL colors.

### PIU

Hardwood frame. High density foam. Metal legs.

**B&T**



# 8 yd 113 sq.ft

| MSRP      |         |         |         |
|-----------|---------|---------|---------|
| COM/COL&A | B       | C       | Leather |
| \$4,220   | \$5,155 | \$5,935 | \$7,995 |

| DIMENSIONS |       |     |     |
|------------|-------|-----|-----|
| W          | D     | H   | SH  |
| 37.5"      | 33.5" | 29" | 16" |

Base finish options: Powder coated in available RAL colors.

### PLIE LOUNGE CHAIR

Steel frame painted in polyester powder. Injection moulded foam seat and seatback upholstered in fabric. Indoor use only.

**laminal**



| MSRP      |         |         |         |
|-----------|---------|---------|---------|
| COM/COL&A | B       | C       | Leather |
| \$955     | \$1,005 | \$1,055 | \$1,240 |

| DIMENSIONS |       |       |       |            |
|------------|-------|-------|-------|------------|
| W          | D     | H     | SH    | Arm Height |
| 25.8"      | 23.3" | 28.7" | 17.7" | 28.2"      |

## LOUNGE CHAIRS

### REGO SWIVEL WOOD BASE

Injection molded contract grade foam. Various base options.

**B&T**



# 2 yd 28 sq.ft

|                              | MSRP      |         |         |         |
|------------------------------|-----------|---------|---------|---------|
|                              | COM/COL&A | B       | C       | Leather |
|                              | \$2,190   | \$2,420 | \$2,610 | \$3,105 |
| with MEMORY RETURN MECHANISM | \$2,345   | \$2,757 | \$2,760 | \$3,265 |

| DIMENSIONS |     |     |     |       |       |
|------------|-----|-----|-----|-------|-------|
| W          | D   | H   | SH  | Arm H | SD    |
| 30"        | 27" | 28" | 17" | 23"   | 19.3" |

### REGO SWIVEL METAL BASE

**B&T**



# 2 yd 28 sq.ft

|                              | MSRP      |         |         |         |
|------------------------------|-----------|---------|---------|---------|
|                              | COM/COL&A | B       | C       | Leather |
|                              | \$2,305   | \$2,525 | \$2,710 | \$3,190 |
| with MEMORY RETURN MECHANISM | \$2,455   | \$2,680 | \$2,860 | \$3,350 |

| DIMENSIONS |     |     |     |       |       |
|------------|-----|-----|-----|-------|-------|
| W          | D   | H   | SH  | Arm H | SD    |
| 32"        | 36" | 28" | 17" | 23"   | 19.3" |

Base finish options: Powder coated in available RAL colors.

### REGO EXCLUSIVE SWIVEL WOOD BASE w/ HEADREST

**B&T**



# 2.5 yd 36 sq.ft

|                              | MSRP      |         |         |         |
|------------------------------|-----------|---------|---------|---------|
|                              | COM/COL&A | B       | C       | Leather |
|                              | \$2,460   | \$2,760 | \$3,000 | \$3,655 |
| with MEMORY RETURN MECHANISM | \$2,620   | \$2,915 | \$3,160 | \$3,810 |

| DIMENSIONS |     |       |     |       |        |
|------------|-----|-------|-----|-------|--------|
| W          | D   | H     | SH  | Arm H | SD     |
| 30"        | 27" | 48.7" | 17" | 23"   | 19.33" |

### REGO EXCLUSIVE SWIVEL METAL BASE w/ HEADREST

**B&T**



# 2.5 yd 36 sq.ft

|                              | MSRP      |         |         |         |
|------------------------------|-----------|---------|---------|---------|
|                              | COM/COL&A | B       | C       | Leather |
|                              | \$2,640   | \$2,935 | \$3,185 | \$3,830 |
| with MEMORY RETURN MECHANISM | \$2,800   | \$3,090 | \$3,335 | \$3,985 |

| DIMENSIONS |     |       |     |       |       |
|------------|-----|-------|-----|-------|-------|
| W          | D   | H     | SH  | Arm H | SD    |
| 32.5"      | 36" | 41.7" | 17" | 23"   | 19.3" |



# LOUNGE CHAIRS

## ROSA

**NUANS**



| MSRP       |                      |     |     |
|------------|----------------------|-----|-----|
| ALL METAL  | OUTDOOR SEAT CUSHION |     |     |
| \$1,315    | \$255                |     |     |
| DIMENSIONS |                      |     |     |
| W          | D                    | H   | SH  |
| 32.2"      | 28"                  | 30" | 15" |

## ROUND SWIVEL METAL BASE

**B&T**



# 3.6 yd    ☆ 41 sq.ft

| MSRP       |         |         |         |       |
|------------|---------|---------|---------|-------|
| COM/COL&A  | B       | C       | Leather |       |
| \$2,640    | \$3,130 | \$3,535 | \$3,985 |       |
| DIMENSIONS |         |         |         |       |
| W          | D       | H       | SH      | Arm H |
| 30.5"      | 29.5"   | 26"     | 16"     | 24"   |

Base finish options: Powder coated in available RAL colors.

## ROUND PRIVATE W/ SWIVEL SIDE TABLE

Injection molded contract grade foam. Swivel Metal Base & Arm

**B&T**



# 4 yd    ☆ 42 sq.ft

|                      | MSRP      |         |         |         |
|----------------------|-----------|---------|---------|---------|
|                      | COM/COL&A | B       | C       | Leather |
| ROUND PRIVATE        | \$3,565   | \$4,045 | \$4,440 | \$4,940 |
| w LAMINATE TABLE ARM | \$4,010   | \$4,485 | \$4,880 | \$5,370 |
| w LACQUER TABLE ARM  | \$4,165   | \$4,640 | \$5,040 | \$5,545 |
| w VENEER TABLE ARM   | \$4,275   | \$4,750 | \$5,145 | \$5,650 |

| DIMENSIONS |       |     |     |       |
|------------|-------|-----|-----|-------|
| W          | D     | H   | SH  | Arm H |
| 35"        | 34.5" | 47" | 16" | 24"   |

## SATAO

Steel frame painted in polyester powder. Suitable for outdoor use.

**lamiminal**



| MSRP          |                      |       |     |       |
|---------------|----------------------|-------|-----|-------|
| POWDER COATED | OUTDOOR SEAT CUSHION |       |     |       |
| \$625         | \$205                |       |     |       |
| DIMENSIONS    |                      |       |     |       |
| W             | D                    | H     | SH  | Arm H |
| 26.5"         | 25"                  | 32.3" | 17" | 24.4" |

# LOUNGE CHAIRS

## SENSU

Eco plastic structure  
Optional seat cushion and cover

**TOOU**



| MSRP         |                             |  |              |
|--------------|-----------------------------|--|--------------|
| PP CHAIR     | CUSHION                     |  |              |
| <b>\$390</b> | Sunbrella Fabric Seat Cover |  | <b>\$410</b> |
|              | Standard Fabric Seat Cover  |  | <b>\$310</b> |
|              | Sunbrella Cushion           |  | <b>\$205</b> |
|              | Standard Cushion            |  | <b>\$160</b> |

| DIMENSIONS |       |     |       |
|------------|-------|-----|-------|
| W          | D     | H   | SH    |
| 29"        | 26.5" | 33" | 14.5" |

## STELO LOUNGE

Steel frame painted in polyester powder.  
Stackable up to 4 pieces.

**laminal**



# 0.9 yd

| MSRP        |              |              |              |              |
|-------------|--------------|--------------|--------------|--------------|
|             | STEEL        | COM/COL & A  | B            | C            |
| ALL STEEL   | <b>\$680</b> | X            | X            | X            |
| UPHOLSTERED | X            | <b>\$755</b> | <b>\$810</b> | <b>\$870</b> |

| DIMENSIONS |       |       |       |       |
|------------|-------|-------|-------|-------|
| W          | D     | H     | SH    | SH    |
| 24.6"      | 21.2" | 29.8" | 29.8" | 25.9" |

## TASCA

Upholstered Foam Seat and Back Black Metal Frame

**TOOU**



- # 1.5 yd ☼ 23 sq.ft Lounge Chair
- # 1.5 yd ☼ 23 sq.ft Pillow
- # 1.5 yd ☼ 23 sq.ft Ottoman

| MSRP         |                 |              |                |              |
|--------------|-----------------|--------------|----------------|--------------|
|              | Standard Fabric | Eco Leather  | Gabriel Fabric | COM          |
| Lounge Chair | <b>\$590</b>    | <b>\$660</b> | <b>\$730</b>   | <b>\$950</b> |
| Ottoman      | <b>\$340</b>    | <b>\$375</b> | <b>\$410</b>   | <b>\$615</b> |
| Pillow       | <b>\$70</b>     | <b>\$85</b>  | <b>\$120</b>   | <b>\$205</b> |

| DIMENSIONS |       |     |       |
|------------|-------|-----|-------|
| W          | D     | H   | SH    |
| 24"        | 26.5" | 31" | 16.5" |

## TO BE

Injection molded contract grade foam. Solid wood base.

**B&T**



# 3 yd ☼ 37 sq.ft

| MSRP           |                |                |                |
|----------------|----------------|----------------|----------------|
| COM/COL&A      | B              | C              | Leather        |
| <b>\$2,245</b> | <b>\$2,570</b> | <b>\$2,835</b> | <b>\$3,660</b> |

| DIMENSIONS |       |     |     |       |       |
|------------|-------|-----|-----|-------|-------|
| W          | D     | H   | SH  | Arm H | SD    |
| 30"        | 28.5" | 31" | 16" | 22.5" | 18.5" |

# LOUNGE CHAIRS

## UNIA

Steel frame painted in polyester powder.  
Bentwood seat and seatback padded and upholstered in fabric or eco leather.

**lamiminal**



| MSRP      |         |         |  |
|-----------|---------|---------|--|
| COM/COL&A | B       | C       |  |
| \$1,170   | \$1,225 | \$1,830 |  |

| DIMENSIONS |     |     |       |
|------------|-----|-----|-------|
| W          | D   | H   | SH    |
| 27.5"      | 25" | 35" | 18.5" |

# OTTOMAN and FOOTSTOOLS

## BOXER

Hardwood frame. High density foam. Swivel metal base. Fully assembled.

**B&T**



#2.2 yd ✪ 22 sq.ft

| MSRP      |         |         |         |
|-----------|---------|---------|---------|
| COM/COL&A | B       | C       | Leather |
| \$1,075   | \$1,195 | \$1,300 | \$1,600 |

| DIMENSIONS |       |       |
|------------|-------|-------|
| W          | D     | H     |
| 16.6"      | 16.5" | 16.5" |

## FLINT LARGE

Injection molded contract grade foam.

**B&T**



#7.5 yd ✪ x

| MSRP      |         |         |         |
|-----------|---------|---------|---------|
| COM/COL&A | B       | C       | Leather |
| \$4,400   | \$5,560 | \$6,515 | -       |

| DIMENSIONS |     |       |
|------------|-----|-------|
| W          | D   | H     |
| 44.5"      | 57" | 15.5" |

## FLINT MEDIUM

**B&T**



#5.5 yd ✪ x

| MSRP      |         |         |         |
|-----------|---------|---------|---------|
| COM/COL&A | B       | C       | Leather |
| \$3,125   | \$4,110 | \$4,930 | -       |

| DIMENSIONS |       |       |
|------------|-------|-------|
| W          | D     | H     |
| 34"        | 39.5" | 15.5" |

## FLINT SMALL

**B&T**



#2.4 yd ✪ x

| MSRP      |         |         |         |
|-----------|---------|---------|---------|
| COM/COL&A | B       | C       | Leather |
| \$2,520   | \$2,130 | \$1,650 | -       |

| DIMENSIONS |       |       |
|------------|-------|-------|
| W          | D     | H     |
| 21.5"      | 29.5" | 15.5" |

# OTTOMAN and FOOTSTOOLS

**JOS** POUF

**BABEL D**



| MSRP   |        |  |
|--------|--------|--|
| METAL  | PAD    |  |
| \$ 945 | \$ 295 |  |

| DIMENSIONS |       |       |
|------------|-------|-------|
| W          | D     | H     |
| 27.6"      | 22.8" | 19.7" |

**LAMY** SHEET METAL BASE

Injection molded contract grade foam. Various base options.

**B&T**



#0.6 yd 1 sq.ft

| MSRP      |         |         |         |
|-----------|---------|---------|---------|
| COM/COL&A | B       | C       | Leather |
| \$1,235   | \$1,305 | \$1,370 | \$1,520 |

| DIMENSIONS |       |       |
|------------|-------|-------|
| W          | D     | SH    |
| 18"        | 17.5" | 16.5" |

**LAMY** DOWEL BASE (Wood or Metal)

Injection molded contract grade foam. Various base options.

**B&T**



#0.60 yd 1 sq.ft

| MSRP  |           |       |       |         |
|-------|-----------|-------|-------|---------|
|       | COM/COL&A | B     | C     | Leather |
| WOOD  | \$785     | \$845 | \$900 | \$1,050 |
| METAL | \$855     | \$930 | \$995 | \$1,160 |

| DIMENSIONS |       |       |
|------------|-------|-------|
| W          | D     | SH    |
| 18"        | 17.5" | 16.5" |

**MAY**

**B&T**



# 2 yd 22 sq.ft

| MSRP      |         |         |         |
|-----------|---------|---------|---------|
| COM/COL&A | B       | C       | Leather |
| \$985     | \$1,135 | \$1,260 | X       |

| DIMENSIONS |       |     |
|------------|-------|-----|
| W          | D     | H   |
| 19.5"      | 16.8" | 19" |

# OTTOMAN and FOOTSTOOLS

## MENTOR

**B&T**



# 1 yd    11 sq.ft

| MSRP      |         |         |         |
|-----------|---------|---------|---------|
| COM/COL&A | B       | C       | Leather |
| \$1,075   | \$1,155 | \$1,255 | \$1,355 |

| DIMENSIONS |     |       |     |
|------------|-----|-------|-----|
| W          | D   | H     | SH  |
| 24.5"      | 21" | 15.8" | 18" |

## OUTO HOCKER

Polypropylene. Air injection technology. In and Outdoor use. UV resistant.

**TOOU**



| MSRP   |  |  |  |
|--------|--|--|--|
| PP     |  |  |  |
| \$ 120 |  |  |  |

| DIMENSIONS |     |       |     |
|------------|-----|-------|-----|
| W          | D   | H     | SH  |
| 19"        | 19" | 32.5" | 19" |

Stackable x 8 pcs

## PA.HE.KO

Polypropylene. UV resistant.

**TOOU**



| MSRP   |  |  |
|--------|--|--|
| PP     |  |  |
| \$ 130 |  |  |

| DIMENSIONS |     |       |
|------------|-----|-------|
| W          | D   | H     |
| 12"        | 12" | 17.5" |

## PA.HE.KO

**TOOU**



| MSRP   |  |  |
|--------|--|--|
| PP     |  |  |
| \$ 130 |  |  |

| DIMENSIONS |     |       |
|------------|-----|-------|
| W          | D   | H     |
| 12"        | 12" | 17.5" |

# OTTOMAN and FOOTSTOOLS

## PA.HE.KO

TOOU



### MSRP

PP

\$ 130

### DIMENSIONS

| W   | D   | H     |
|-----|-----|-------|
| 12" | 12" | 17.5" |

## PI

Injection molded contract grade foam.

B&T



# 1.8 yd ☆ 27 sq.ft

### MSRP

| COM/COL&A | B       | C       | Leather |
|-----------|---------|---------|---------|
| \$910     | \$1,145 | \$1,340 | x       |

### DIMENSIONS

| W   | D   | H     |
|-----|-----|-------|
| 19" | 15" | 17.5" |

## PICCOLO

TOOU



### MSRP

STOOL

\$135

### DIMENSIONS

| W   | D   | H     |
|-----|-----|-------|
| 16" | 16" | 17.5" |

Stackable x8

## REGO

Solid wood and metal structure. Solid wood or metal base. Swivel

B&T



# 0.9 yd ☆ 12 sq.ft

### MSRP

|            | COM/COL&A | B       | C       | Leather |
|------------|-----------|---------|---------|---------|
| Wood Base  | \$1,145   | \$1,235 | \$1,250 | \$1,600 |
| Metal Base | \$1,280   | \$1,380 | \$1,460 | \$1,615 |

### DIMENSIONS

| W     | D     | H     | SD  |
|-------|-------|-------|-----|
| 24.5" | 20.5" | 15.7" | 18" |

# OTTOMAN and FOOTSTOOLS

## ROLLER POUFFE

Hardwood frame. High density foam. Swivel top part. Fully assembled.

**B&T**



# 1.1 yd ✪ 22 sq.ft

| MSRP      |         |         |         |
|-----------|---------|---------|---------|
| COM/COL&A | B       | C       | Leather |
| \$900     | \$1,025 | \$1,135 | \$1,415 |

| DIMENSIONS |     |     |    |
|------------|-----|-----|----|
| W          | D   | H   | SH |
| 14"        | 14" | 16" | X  |

## SORBE OUTDOOR POUF

**B&T**



|          | MSRP      |         |         |                  |
|----------|-----------|---------|---------|------------------|
|          | COM/COL&A | CLASS B | CLASS C | Protective Cover |
| Square L | \$4,300   | \$4,630 | \$5,030 | \$535            |
| Square S | \$2,965   | \$3,195 | \$3,465 | \$350            |
| Round    | \$4,590   | \$5,005 | \$5,510 | \$575            |

|          | DIMENSIONS |     |       |     |
|----------|------------|-----|-------|-----|
|          | W          | D   | H     | SW  |
| Square L | 36"        | 36" | 16.5" | 36" |
| Square S | 24"        | 24" | 16.5" | 24" |
| Round    | 47"        | 47" | 16.5" | 47" |

# 3 yd  
# 2 yd  
# 3 yd

## TASCA

Upholstered Foam Seat and Back Black Metal Frame

**TOOU**



# 1 yd ✪ 13 sq.ft1

| MSRP            |             |                |       |
|-----------------|-------------|----------------|-------|
| Standard Fabric | Eco Leather | Gabriel Fabric | COM   |
| \$340           | \$375       | \$410          | \$615 |

| DIMENSIONS |     |     |
|------------|-----|-----|
| W          | D   | H   |
| 24"        | 20" | 17" |



# OTTOMAN and FOOTSTOOLS

## ZEN

B&T



# 1.2 yd ✪ 16 sq.ft1

| MSRP     |           |         |         |         |
|----------|-----------|---------|---------|---------|
|          | COM/COL&A | B       | C       | Leather |
| POUF 60  | \$1,735   | \$1,900 | \$2,045 | \$2,415 |
| POUF 80  | \$2,070   | \$2,270 | \$2,435 | \$2,885 |
| POUF 100 | \$2,570   | \$2,805 | \$3,000 | \$3,520 |

| DIMENSIONS |           |           |       |       |
|------------|-----------|-----------|-------|-------|
|            | W         | D         | H     | SH    |
|            | 23.5" dia | 31.5" dia | 16.9" | 16.9" |

## ZENGER

Injection molded contract grade foam.

B&T



| MSRP |           |         |         |         |
|------|-----------|---------|---------|---------|
|      | COM/COL&A | B       | C       | Leather |
|      | \$1,120   | \$1,355 | \$1,550 | \$1,990 |

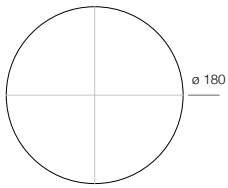
| DIMENSIONS |     |       |     |    |
|------------|-----|-------|-----|----|
|            | W   | D     | H   | SH |
|            | 16" | 14.5" | 19" | X  |

## Co-Seating / Co-Working



### DRAGE ROUND 180

**B&T**



# 8 yd ✪ 105 sq.ft

#### MSRP

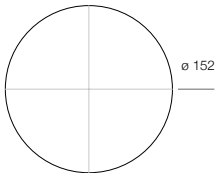
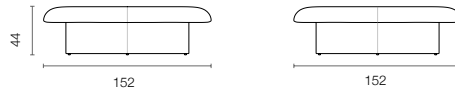
| COM/COL&A | CLASS B | CLASS C | Real Leather |
|-----------|---------|---------|--------------|
| \$4,605   | \$5,385 | \$6,035 | \$7,755      |

#### DIMENSIONS

| W     | D     | H     | Seat Depth | Seat Height |
|-------|-------|-------|------------|-------------|
| 70.8" | 70.8" | 16.5" | 70.8"      | 16.5"       |

### DRAGE ROUND 152

**B&T**



# 7 yd ✪ 89 sq.ft

#### MSRP

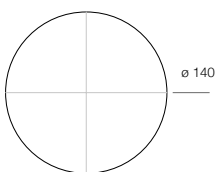
| COM/COL&A | CLASS B | CLASS C | Real Leather |
|-----------|---------|---------|--------------|
| \$3,630   | \$4,295 | \$4,835 | \$6,285      |

#### DIMENSIONS

| W     | D     | H     | Seat Depth | Seat Height |
|-------|-------|-------|------------|-------------|
| 59.8" | 59.8" | 16.5" | 59.8"      | 16.5"       |

### DRAGE ROUND 140

**B&T**



# 6 yd ✪ 81 sq.ft

#### MSRP

| COM/COL&A | CLASS B | CLASS C | Real Leather |
|-----------|---------|---------|--------------|
| \$3,240   | \$3,840 | \$4,335 | \$5,650      |

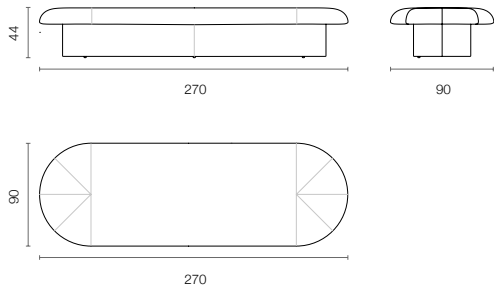
#### DIMENSIONS

| W   | D   | H     | Seat Depth | Seat Height |
|-----|-----|-------|------------|-------------|
| 55" | 55" | 16.5" | 55"        | 16.5"       |

## Co-Seating / Co-Working

### DRAGE STRAIGHT 270

B&T

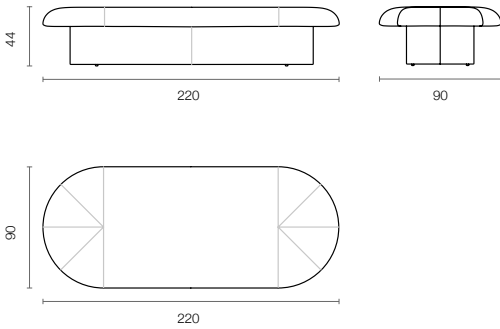


# 7 yd ✪ 86 sq.ft

| MSRP       |         |         |              |             |
|------------|---------|---------|--------------|-------------|
| COM/COL&A  | CLASS B | CLASS C | Real Leather |             |
| \$3,855    | \$4,495 | \$5,025 | \$6,425      |             |
| DIMENSIONS |         |         |              |             |
| W          | D       | H       | Seat Depth   | Seat Height |
| 106"       | 35.4"   | 16.5"   | 35.4"        | 16.5"       |

### DRAGE STRAIGHT 220

B&T

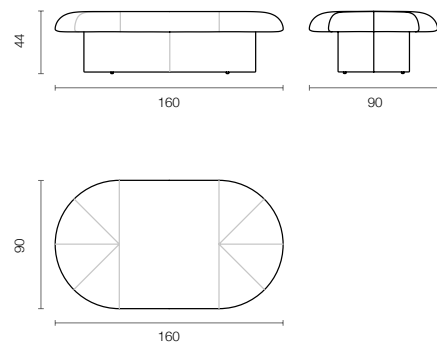


# 6 yd ✪ 70 sq.ft

| MSRP       |         |         |              |             |
|------------|---------|---------|--------------|-------------|
| COM/COL&A  | CLASS B | CLASS C | Real Leather |             |
| \$3,325    | \$3,840 | \$4,270 | \$5,405      |             |
| DIMENSIONS |         |         |              |             |
| W          | D       | H       | Seat Depth   | Seat Height |
| 86.6"      | 35.4"   | 16.5"   | 35.4"        | 16.5"       |

### DRAGE STRAIGHT 160

B&T



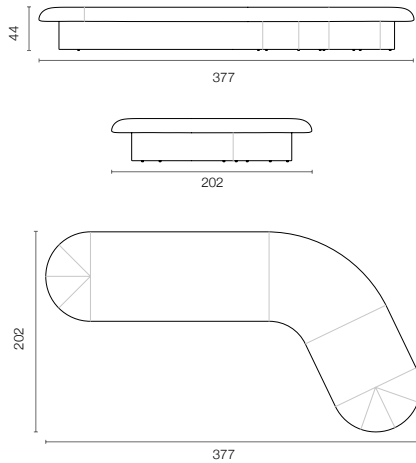
# 5 yd ✪ 60 sq.ft

| MSRP       |         |         |              |             |
|------------|---------|---------|--------------|-------------|
| COM/COL&A  | CLASS B | CLASS C | Real Leather |             |
| \$2,495    | \$2,885 | \$3,210 | \$4,060      |             |
| DIMENSIONS |         |         |              |             |
| W          | D       | H       | Seat Depth   | Seat Height |
| 63"        | 35.4"   | 16.5"   | 35.4"        | 16.5"       |

## Co-Seating / Co-Working

### DRAGE CORNER 377

B&T



# 11 yd ✪ 159 sq.ft

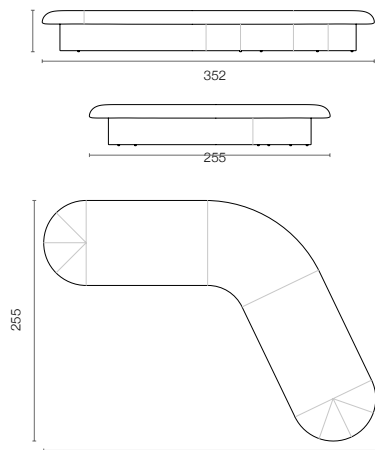
| MSRP      |         |         |              |
|-----------|---------|---------|--------------|
| COM/COL&A | CLASS B | CLASS C | Real Leather |
| \$7,630   | \$8,740 | \$9,660 | \$12,095     |

| DIMENSIONS |     |       |            |             |
|------------|-----|-------|------------|-------------|
| W          | D   | H     | Seat Depth | Seat Height |
| 148.5"     | 80" | 16.5" | 35.4"      | 16.5"       |

### DRAGE CORNER 352

B&T



# 11 yd ✪ 159 sq.ft

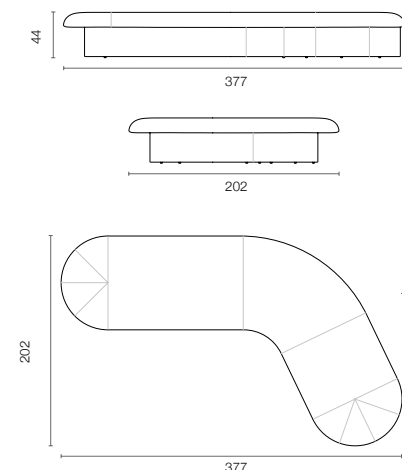
| MSRP      |         |          |              |
|-----------|---------|----------|--------------|
| COM/COL&A | CLASS B | CLASS C  | Real Leather |
| \$7,945   | \$9,080 | \$10,020 | \$12,515     |

| DIMENSIONS |        |       |            |             |
|------------|--------|-------|------------|-------------|
| W          | D      | H     | Seat Depth | Seat Height |
| 128"       | 101.3" | 16.5" | 35.4"      | 16.5"       |

### DRAGE CORNER 327

B&T



# 9 yd ✪ 139 sq.ft

| MSRP      |         |         |              |
|-----------|---------|---------|--------------|
| COM/COL&A | CLASS B | CLASS C | Real Leather |
| \$6,820   | \$7,810 | \$8,630 | \$10,800     |

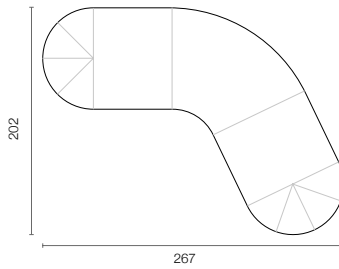
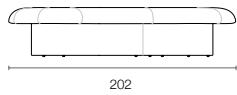
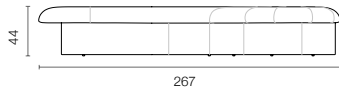
  

| DIMENSIONS |       |       |            |             |
|------------|-------|-------|------------|-------------|
| W          | D     | H     | Seat Depth | Seat Height |
| 128.7"     | 79.9" | 16.5" | 35.4"      | 16.5"       |

## Co-Seating / Co-Working

### DRAGE CORNER 267

B&T




8 yd 122 sq.ft

| MSRP      |         |         |              |  |
|-----------|---------|---------|--------------|--|
| COM/COL&A | CLASS B | CLASS C | Real Leather |  |
| \$5,945   | \$6,810 | \$7,530 | \$9,430      |  |

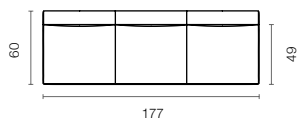
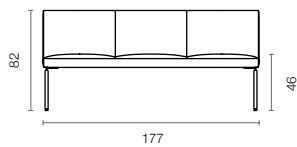
| DIMENSIONS |       |       |            |             |
|------------|-------|-------|------------|-------------|
| W          | D     | H     | Seat Depth | Seat Height |
| 105"       | 79.9" | 16.5" | 35.4"      | 16.5"       |

## Co-Seating / Co-Working



### LOFT MODULAR L3B Triple w Back

**B&T**

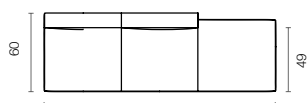
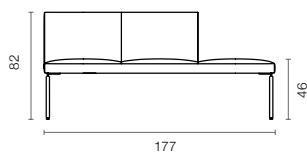


| MSRP      |         |         |              |
|-----------|---------|---------|--------------|
| COM/COL&A | B       | C       | Real Leather |
| \$2,975   | \$3,345 | \$3,645 | \$4,315      |

# 2 yd    ⬡ 27 sq.ft

### LOFT MODULAR L32R Triple w Two Right Back

**B&T**



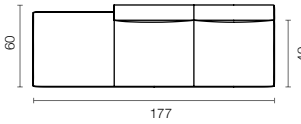
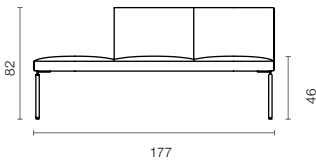
| MSRP      |         |         |              |
|-----------|---------|---------|--------------|
| COM/COL&A | B       | C       | Real Leather |
| \$2,365   | \$2,685 | \$2,955 | \$3,545      |

# 3 yd    ⬡ 37 sq.ft

## Co-Seating / Co-Working

### LOFT MODULAR L32L Triple w Two Left Back

B&T

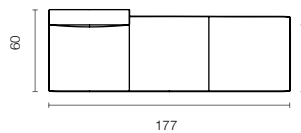
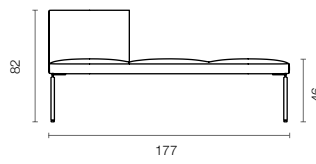


# 3 yd 37 sq.ft

| MSRP      |         |         |              |
|-----------|---------|---------|--------------|
| COM/COL&A | B       | C       | Real Leather |
| \$2,365   | \$2,685 | \$2,955 | \$3,545      |

### LOFT MODULAR L31R Triple w Right Back

B&T

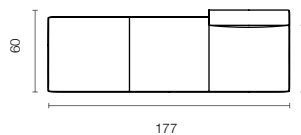
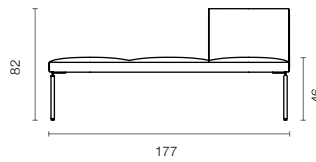


# 3 yd 37 sq.ft

| MSRP      |         |         |              |
|-----------|---------|---------|--------------|
| COM/COL&A | B       | C       | Real Leather |
| \$2,105   | \$2,340 | \$2,530 | \$2,950      |

### LOFT MODULAR L31L Triple w Left Back

B&T

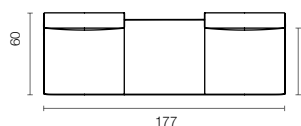
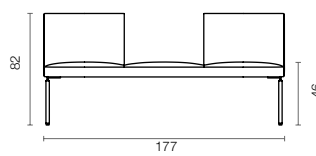


# 2 yd 27 sq.ft

| MSRP      |         |         |              |
|-----------|---------|---------|--------------|
| COM/COL&A | B       | C       | Real Leather |
| \$2,105   | \$2,340 | \$2,530 | \$2,950      |

### LOFT MODULAR L31R1L Triple w One Right One Left Back

B&T



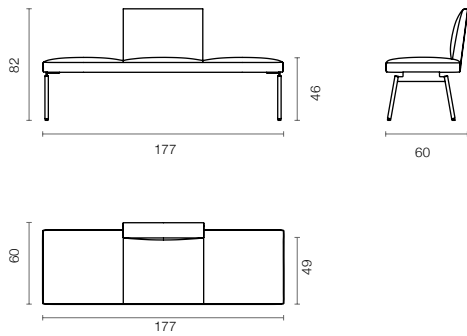
# 3 yd 37 sq.ft

| MSRP      |         |         |              |
|-----------|---------|---------|--------------|
| COM/COL&A | B       | C       | Real Leather |
| \$2,365   | \$2,625 | \$2,840 | \$3,320      |

## Co-Seating / Co-Working

### LOFT MODULAR L31M Triple w Middle Back

B&T

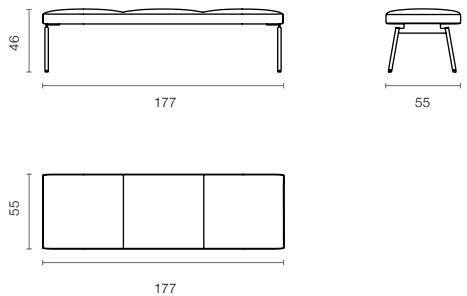


# 3 yd 🏠 37 sq.ft

| MSRP      |         |         |              |
|-----------|---------|---------|--------------|
| COM/COL&A | B       | C       | Real Leather |
| \$2,250   | \$2,560 | \$2,815 | \$3,370      |

### LOFT MODULAR L3P Triple

B&T

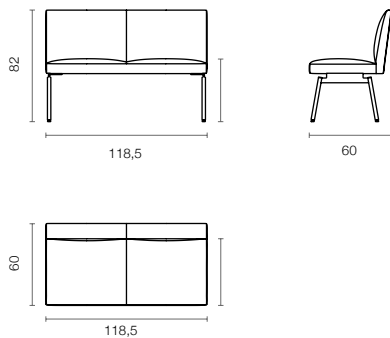


# 2 yd 🏠 22 sq.ft

| MSRP      |         |         |              |
|-----------|---------|---------|--------------|
| COM/COL&A | B       | C       | Real Leather |
| \$1,835   | \$2,070 | \$2,265 | \$2,695      |

### LOFT MODULAR L2B Double w Back

B&T

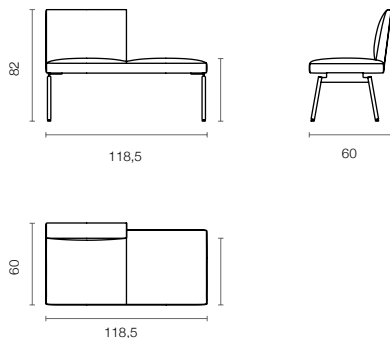


# 2 yd 🏠 30 sq.ft

| MSRP      |         |         |              |
|-----------|---------|---------|--------------|
| COM/COL&A | B       | C       | Real Leather |
| \$2,050   | \$2,295 | \$2,500 | \$2,950      |

### LOFT MODULAR L21R Double w Right Back

B&T



# 2 yd 🏠 24 sq.ft

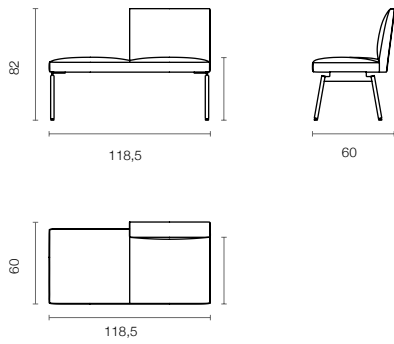
| MSRP      |         |         |              |
|-----------|---------|---------|--------------|
| COM/COL&A | B       | C       | Real Leather |
| \$1,790   | \$1,980 | \$2,135 | \$2,475      |



## Co-Seating / Co-Working

### LOFT MODULAR L21L Double w Left Back

B&T

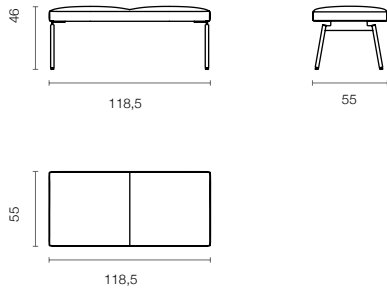


# 2 yd ☼ 24 sq.ft

| MSRP      |         |         |              |
|-----------|---------|---------|--------------|
| COM/COL&A | B       | C       | Real Leather |
| \$1,790   | \$1,980 | \$2,135 | \$2,475      |

### LOFT MODULAR L2P Double

B&T

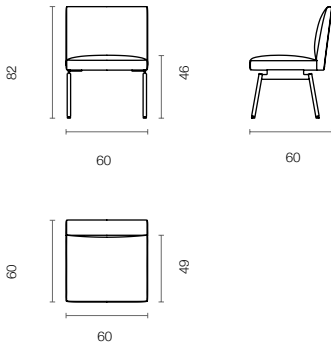


# 1 yd ☼ 18 sq.ft

| MSRP      |         |         |              |
|-----------|---------|---------|--------------|
| COM/COL&A | B       | C       | Real Leather |
| \$1,570   | \$1,715 | \$1,830 | \$2,090      |

### LOFT MODULAR L1B Single w Back

B&T

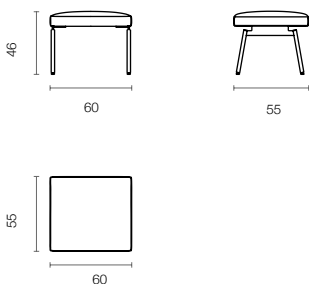


# 1 yd ☼ 15 sq.ft

| MSRP      |         |         |              |
|-----------|---------|---------|--------------|
| COM/COL&A | B       | C       | Real Leather |
| \$1,465   | \$1,580 | \$1,675 | \$1,885      |

### LOFT MODULAR L1P Single

B&T



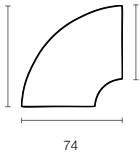
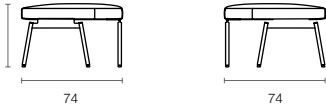
# 0.7 yd ☼ 18 sq.ft

| MSRP      |         |         |              |
|-----------|---------|---------|--------------|
| COM/COL&A | B       | C       | Real Leather |
| \$1,390   | \$1,470 | \$1,535 | \$1,690      |

## Co-Seating / Co-Working

### LOFT MODULAR LC Corner Round Module

B&T

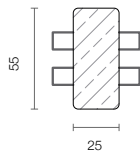



#0.4 yd 6 sq.ft

| MSRP      |         |         |              |
|-----------|---------|---------|--------------|
| COM/COL&A | B       | C       | Real Leather |
| \$1,605   | \$1,785 | \$1,940 | \$2,275      |

### LOFT MODULAR SIDE / MIDDLE TABLE - LC4

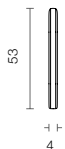
B&T



| MSRP           |               |              |             |
|----------------|---------------|--------------|-------------|
| Laminate 0.70" | Lacquer 0.70" | Veneer 0.70" | Fenix 0.70" |
| \$780          | \$990         | \$1,175      | \$1,060     |

### LOFT MODULAR ARM - LA

B&T



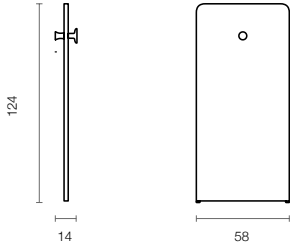
# 1 yd 21 sq.ft

| MSRP      |         |         |              |
|-----------|---------|---------|--------------|
| COM/COL&A | B       | C       | Real Leather |
| \$955     | \$1,005 | \$1,045 | \$1,155      |

# Co-Seating / Co-Working

## LOFT MODULAR SEPARATOR WITH WOODEN HANGER - LP

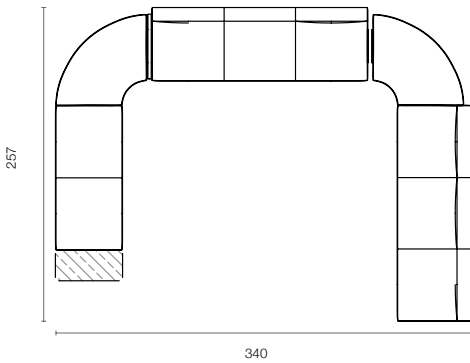
B&T



| MSRP      |         |         |              |
|-----------|---------|---------|--------------|
| COM/COL&A | B       | C       | Real Leather |
| \$1,350   | \$1,515 | \$1,655 | \$2,005      |

## LOFT MODULAR PLAN 01

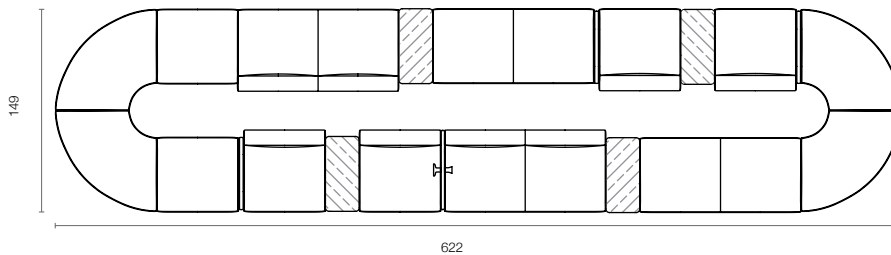
B&T



| MSRP           |                |              |                |
|----------------|----------------|--------------|----------------|
| COM/COL&A      | B              | C            | Real Leather   |
| \$12,650 + LC4 | \$13,995 + LC4 | \$15,5 + LC4 | \$17,595 + LC4 |

## LOFT MODULAR PLAN 02

B&T

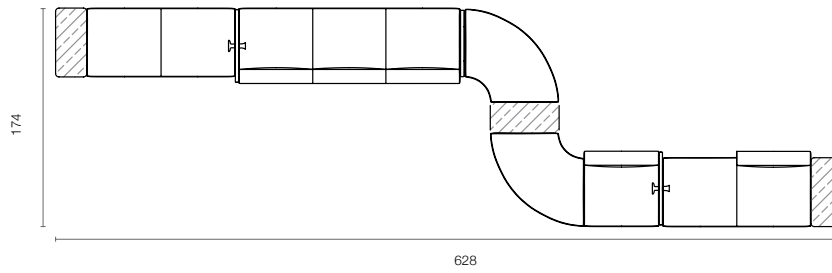


| MSRP              |                   |                   |                   |
|-------------------|-------------------|-------------------|-------------------|
| COM/COL&A         | B                 | C                 | Real Leather      |
| \$ 25,535 + 4 LC4 | \$ 27,235 + 4 LC4 | \$ 31,400 + 4 LC4 | \$ 32,965 + 4 LC4 |

Co-Seating / Co-Working

**LOFT MODULAR** PLAN 03

**B&T**

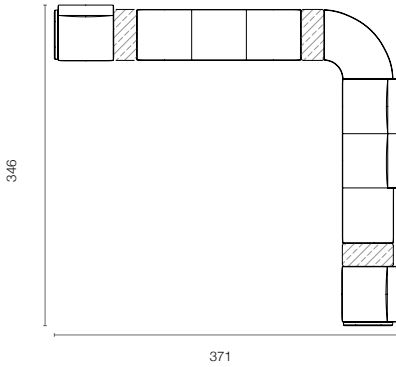


MSRP

| COM/COL&A         | B                 | C                 | Real Leather      |
|-------------------|-------------------|-------------------|-------------------|
| \$ 14,675 + 3 LC4 | \$ 16,235 + 3 LC4 | \$ 18,100 + 3 LC4 | \$ 20,500 + 3 LC4 |

**LOFT MODULAR** PLAN 04

**B&T**

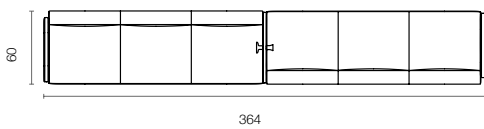


MSRP

| COM/COL&A        | B                | C                | Real Leather     |
|------------------|------------------|------------------|------------------|
| \$10,650 + 3 LC4 | \$11,720 + 3 LC4 | \$13,000 + 3 LC4 | \$14,605 + 3 LC4 |

**LOFT MODULAR** PLAN 05

**B&T**

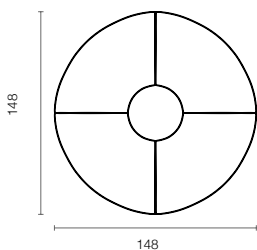


MSRP

| COM/COL&A | B        | C        | Real Leather |
|-----------|----------|----------|--------------|
| \$9,220   | \$10,220 | \$11,405 | \$12,955     |

**LOFT MODULAR** PLAN 06

**B&T**



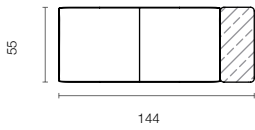
MSRP

| COM/COL&A | B       | C       | Real Leather |
|-----------|---------|---------|--------------|
| \$6,420   | \$7,150 | \$8,030 | \$9,110      |

## Co-Seating / Co-Working

### LOFT MODULAR PLAN 07

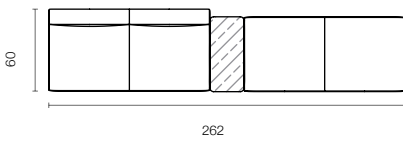
B&T



| MSRP           |               |                |               |
|----------------|---------------|----------------|---------------|
| COM/COL&A      | B             | C              | Real Leather  |
| \$ 1,570 + LC4 | \$ 1,715+ LC4 | \$ 1,880 + LC4 | \$ 2,090+ LC4 |

### LOFT MODULAR PLAN 08

B&T

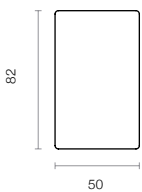


| MSRP          |               |               |               |
|---------------|---------------|---------------|---------------|
| COM/COL&A     | B             | C             | Real Leather  |
| \$3,620 + LC4 | \$4,010 + LC4 | \$4,470 + LC4 | \$5,040 + LC4 |



### MATT MODULES Pouf MTP50

B&T



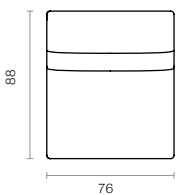
# 2 yd ✪ 23 sq.ft 🛒 10 kg.

| MSRP      |         |         |              |
|-----------|---------|---------|--------------|
| COM/COL&A | B       | C       | Real Leather |
| \$1,470   | \$1,695 | \$1,880 | \$2,295      |

| DIMENSIONS |     |     |
|------------|-----|-----|
| W          | D   | H   |
| 19.6"      | 32" | 15" |

### MATT MODULES Module with Back MT75

B&T



# 4 yd ✪ 45 sq.ft 🛒 16 kg.

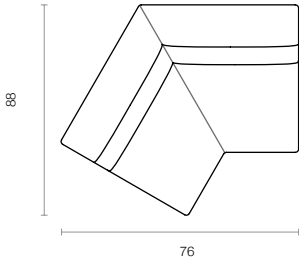
| MSRP      |         |         |              |
|-----------|---------|---------|--------------|
| COM/COL&A | B       | C       | Real Leather |
| \$2,640   | \$3,095 | \$3,470 | \$4,295      |

| DIMENSIONS |       |       |
|------------|-------|-------|
| W          | D     | H     |
| 29.9"      | 34.6" | 27.7" |

## Co-Seating / Co-Working

### MATT MODULES Corner Module MTC

B&T



# 7 yd   # 91 sq.ft   # 20 kg.

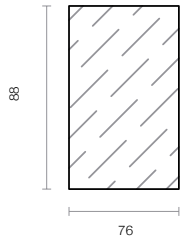
| MSRP      |         |         |              |
|-----------|---------|---------|--------------|
| COM/COL&A | B       | C       | Real Leather |
| \$3,725   | \$4,625 | \$5,375 | \$7,025      |

| DIMENSIONS |     |       |
|------------|-----|-------|
| W          | D   | H     |
| 55.5"      | 49" | 27.7" |

### MATT MODULES Side Table MTST

B&T



# 4 kg.

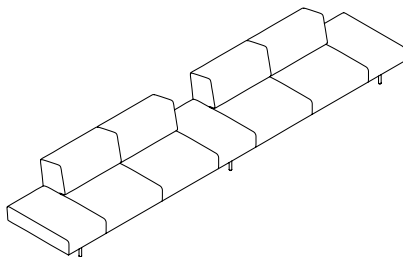
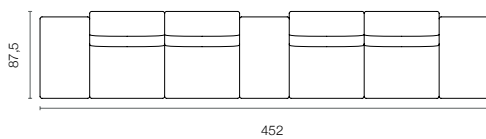
| MSRP          |               |              |             |
|---------------|---------------|--------------|-------------|
| Laminate 2.7" | Lacquer 0.70" | Veneer 0.70" | Fenix 0.70" |
| \$525         | \$825         | \$845        | \$1,025     |

| DIMENSIONS |     |   |
|------------|-----|---|
| W          | D   | H |
| 19"        | 32" | x |

### MATT CONFIGURATIONS PLAN 01

B&T



# 19 yd   # 248 sq.ft

| MSRP      |          |          |              |
|-----------|----------|----------|--------------|
| COM/COL&A | CLASS B  | CLASS C  | Real Leather |
| \$14,970  | \$17,465 | \$20,435 | \$24,075     |

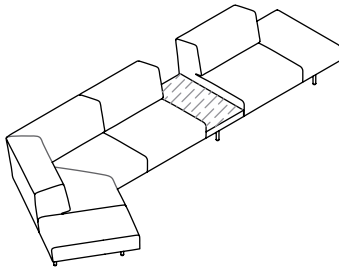
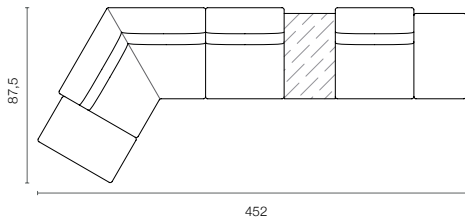
  

| DIMENSIONS |       |       |
|------------|-------|-------|
| W          | D     | H     |
| 177.9"     | 34.4" | 27.7" |

# Co-Seating / Co-Working

## MATT CONFIGURATIONS PLAN 02

B&T



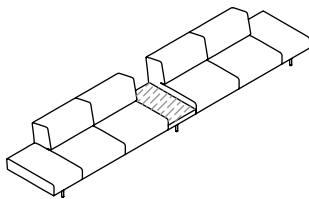
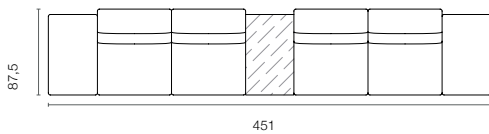
# 17 yd 🏠 227 sq.ft

| MSRP            |                 |                 |                 |
|-----------------|-----------------|-----------------|-----------------|
| COM/COL&A       | CLASS B         | CLASS C         | Real Leather    |
| \$11,945 + MTST | \$14,205 + MTST | \$16,905 + MTST | \$20,210 + MTST |

| DIMENSIONS |       |       |
|------------|-------|-------|
| W          | D     | H     |
| 162.5"     | 66.3" | 27.7" |

## MATT CONFIGURATIONS PLAN 03

B&T



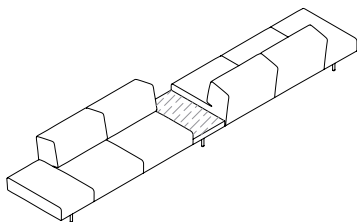
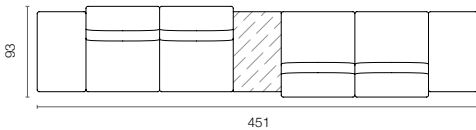
# 17 yd 🏠 227 sq.ft

| MSRP            |                 |                 |                 |
|-----------------|-----------------|-----------------|-----------------|
| COM/COL&A       | B               | C               | Real Leather    |
| \$13,500 + MTST | \$15,070 + MTST | \$18,470 + MTST | \$21,780 + MTST |

| DIMENSIONS |       |       |
|------------|-------|-------|
| W          | D     | H     |
| 177.5"     | 34.4" | 27.7" |

## MATT CONFIGURATIONS PLAN 04

B&T



# 17 yd 🏠 227 sq.ft

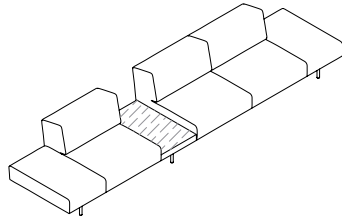
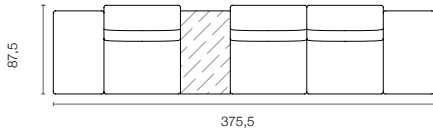
| MSRP            |                 |                 |                 |
|-----------------|-----------------|-----------------|-----------------|
| COM/COL&A       | B               | C               | Real Leather    |
| \$13,500 + MTST | \$15,070 + MTST | \$18,470 + MTST | \$21,780 + MTST |

| DIMENSIONS |       |       |
|------------|-------|-------|
| W          | D     | H     |
| 177.5"     | 36.6" | 27.7" |

## Co-Seating / Co-Working

### MATT CONFIGURATIONS PLAN 05

B&T

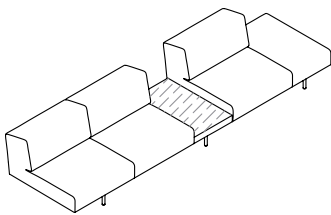
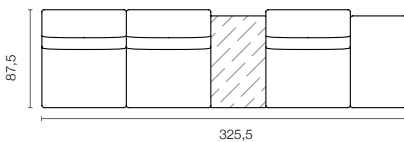


# 13 yd    ⬡ 184 sq.ft

| MSRP            |                 |                 |                 |
|-----------------|-----------------|-----------------|-----------------|
| COM/COL&A       | B               | C               | Real Leather    |
| \$10,860 + MTST | \$12,675 + MTST | \$14,835 + MTST | \$17,480 + MTST |
| DIMENSIONS      |                 |                 |                 |
| W               | D               | H               |                 |
| 147.8"          | 34.4"           | 27.7"           |                 |

### MATT CONFIGURATIONS PLAN 06

B&T

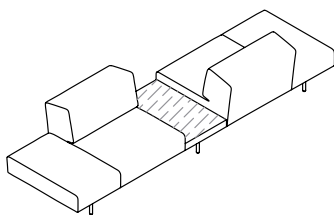
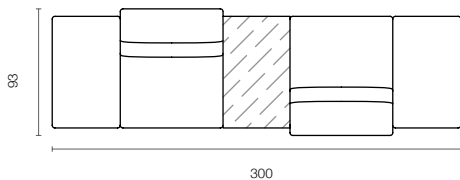


# 12 yd    ⬡ 162 sq.ft

| MSRP           |                 |                 |                 |
|----------------|-----------------|-----------------|-----------------|
| COM/COL&A      | B               | C               | Real Leather    |
| \$9,390 + MTST | \$10,980 + MTST | \$12,870 + MTST | \$15,185 + MTST |
| DIMENSIONS     |                 |                 |                 |
| W              | D               | H               |                 |
| 128"           | 34.4"           | 27.7"           |                 |

### MATT CONFIGURATIONS PLAN 07

B&T



# 10 yd    ⬡ 140 sq.ft

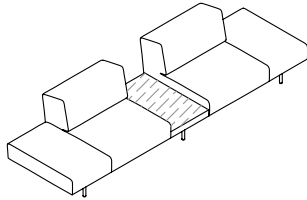
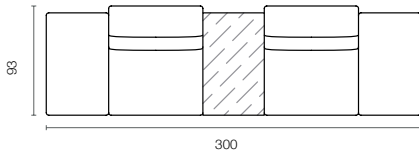
| MSRP           |                |                 |                 |
|----------------|----------------|-----------------|-----------------|
| COM/COL&A      | B              | C               | Real Leather    |
| \$8,220 + MTST | \$9,580 + MTST | \$11,200 + MTST | \$13,185 + MTST |
| DIMENSIONS     |                |                 |                 |
| W              | D              | H               |                 |
| 118"           | 36.6"          | 27.7"           |                 |



## Co-Seating / Co-Working

### MATT CONFIGURATIONS PLAN 08

B&T

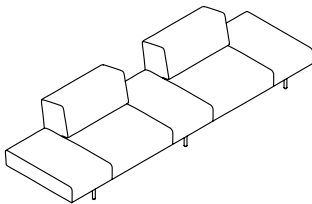
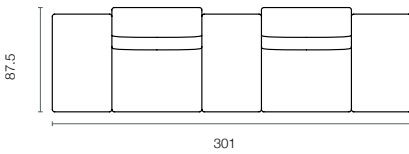


# 10 yd ◉ 140 sq.ft

| MSRP           |                |                 |                 |
|----------------|----------------|-----------------|-----------------|
| COM/COL&A      | B              | C               | Real Leather    |
| \$8,220 + MTST | \$9,580 + MTST | \$11,200 + MTST | \$13,185 + MTST |
| DIMENSIONS     |                |                 |                 |
| W              | D              | H               |                 |
| 118"           | 34.4"          | 27.7"           |                 |

### MATT CONFIGURATIONS PLAN 09

B&T

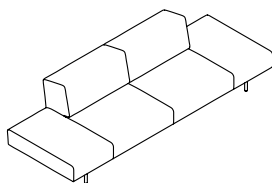
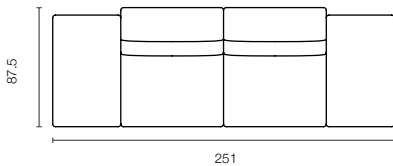


# 13 yd ◉ 162 sq.ft

| MSRP       |          |          |              |
|------------|----------|----------|--------------|
| COM/COL&A  | B        | C        | Real Leather |
| \$9,690    | \$11,275 | \$13,165 | \$15,480     |
| DIMENSIONS |          |          |              |
| W          | D        | H        |              |
| 118.5"     | 34.4"    | 27.7"    |              |

### MATT CONFIGURATIONS PLAN 10

B&T



# 10 yd ◉ 140 sq.ft

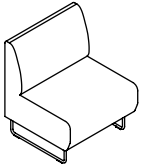
| MSRP       |         |          |              |
|------------|---------|----------|--------------|
| COM/COL&A  | B       | C        | Real Leather |
| \$8,220    | \$9,580 | \$11,200 | \$13,185     |
| DIMENSIONS |         |          |              |
| W          | D       | H        |              |
| 98.8"      | 36.6"   | 27.7"    |              |

## Co-Seating / Co-Working



### MILES MS70 - H1

**B&T**



# 3 yd    ⬡ 45 sq.ft


| MSRP      |         |         |              |
|-----------|---------|---------|--------------|
| COM/COL&A | B       | C       | Real Leather |
| \$2,025   | \$2,365 | \$2,650 | \$3,405      |

| DIMENSIONS |       |       |
|------------|-------|-------|
| W          | D     | H     |
| 27.5"      | 34.6" | 33.4" |

### MILES MS70 - H2

**B&T**



# 10 yd    ⬡ 140 sq.ft

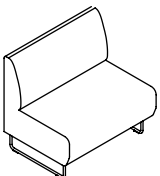
| MSRP      |         |         |              |
|-----------|---------|---------|--------------|
| COM/COL&A | B       | C       | Real Leather |
| \$2,485   | \$2,895 | \$3,270 | \$4,235      |

| DIMENSIONS |       |       |
|------------|-------|-------|
| W          | D     | H     |
| 27.5"      | 34.6" | 49.2" |

### MILES MS90 - H1

**B&T**



# 3 yd    ⬡ 39 sq.ft

| MSRP      |         |         |              |
|-----------|---------|---------|--------------|
| COM/COL&A | B       | C       | Real Leather |
| \$2,285   | \$2,670 | \$3,005 | \$3,895      |


  

| DIMENSIONS |       |       |
|------------|-------|-------|
| W          | D     | H     |
| 47.2"      | 34.6" | 33.4" |

## Co-Seating / Co-Working

### MILES MS90 - H2

B&T



# 4 yd    🗺 58 sq.ft

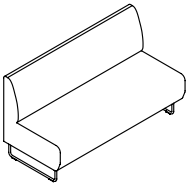
| MSRP      |         |         |              |
|-----------|---------|---------|--------------|
| COM/COL&A | B       | C       | Real Leather |
| \$2,740   | \$3,210 | \$3,610 | \$4,700      |

| DIMENSIONS |       |       |
|------------|-------|-------|
| W          | D     | H     |
| 47.2"      | 34.6" | 49.2" |

### MILES MS150 - H1

B&T



# 4 yd    🗺 57 sq.ft

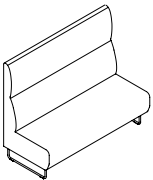
| MSRP      |         |         |              |
|-----------|---------|---------|--------------|
| COM/COL&A | B       | C       | Real Leather |
| \$2,900   | \$3,335 | \$3,690 | \$4,635      |

| DIMENSIONS |       |       |
|------------|-------|-------|
| W          | D     | H     |
| 59"        | 34.6" | 33.4" |

### MILES MS150 - H2

B&T



# 5 yd    🗺 77 sq.ft

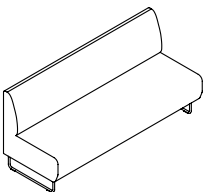
| MSRP      |         |         |              |
|-----------|---------|---------|--------------|
| COM/COL&A | B       | C       | Real Leather |
| \$3,555   | \$4,135 | \$4,610 | \$5,880      |

| DIMENSIONS |       |       |
|------------|-------|-------|
| W          | D     | H     |
| 59"        | 34.6" | 49.2" |

### MILES MS180 - H1

B&T



# 5 yd    🗺 80 sq.ft

| MSRP      |         |         |              |
|-----------|---------|---------|--------------|
| COM/COL&A | B       | C       | Real Leather |
| \$3,380   | \$3,980 | \$4,475 | \$5,790      |

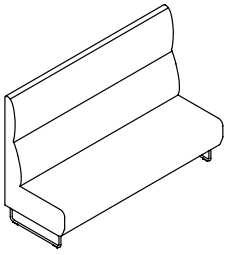
  

| DIMENSIONS |       |       |
|------------|-------|-------|
| W          | D     | H     |
| 70.8"      | 34.6" | 33.4" |

## Co-Seating / Co-Working

### MILES MS180 - H2

B&T



# 7 yd 🗺 97 sq.ft

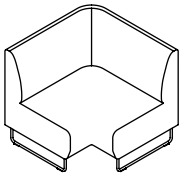
| MSRP      |         |         |              |
|-----------|---------|---------|--------------|
| COM/COL&A | B       | C       | Real Leather |
| \$4,125   | \$4,870 | \$5,485 | \$7,115      |

| DIMENSIONS |       |       |
|------------|-------|-------|
| W          | D     | H     |
| 70.8"      | 34.6" | 49.2" |

### MILES MCCV90 - H1

B&T



# 6 yd 🗺 81 sq.ft


| MSRP      |         |         |              |
|-----------|---------|---------|--------------|
| COM/COL&A | B       | C       | Real Leather |
| \$3,185   | \$3,800 | \$4,310 | \$5,655      |

| DIMENSIONS |       |       |
|------------|-------|-------|
| W          | D     | H     |
| 35.4"      | 35.4" | 33.4" |

### MILES MCCV90 - H2

B&T



# 8 yd 🗺 113 sq.ft

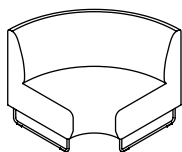
| MSRP      |         |         |              |
|-----------|---------|---------|--------------|
| COM/COL&A | B       | C       | Real Leather |
| \$3,970   | \$4,825 | \$5,535 | \$7,415      |

| DIMENSIONS |       |       |
|------------|-------|-------|
| W          | D     | H     |
| 35.4"      | 35.4" | 49.2" |

### MILES MCVR90 - H1

B&T



# 5 yd 🗺 80 sq.ft

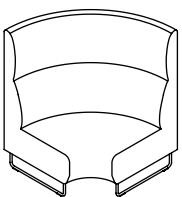
| MSRP      |         |         |              |
|-----------|---------|---------|--------------|
| COM/COL&A | B       | C       | Real Leather |
| \$3,260   | \$3,865 | \$4,365 | \$5,685      |

| DIMENSIONS |       |       |
|------------|-------|-------|
| W          | D     | H     |
| 35.4"      | 35.4" | 33.4" |

### MILES MCVR90 - H2

B&T



# 6 yd 🗺 90 sq.ft

| MSRP      |         |         |              |
|-----------|---------|---------|--------------|
| COM/COL&A | B       | C       | Real Leather |
| \$3,725   | \$4,405 | \$4,965 | \$6,450      |


  

| DIMENSIONS |       |       |
|------------|-------|-------|
| W          | D     | H     |
| 35.4"      | 35.4" | 49.2" |

## Co-Seating / Co-Working

### MILES M60CVR116 - H1

B&T

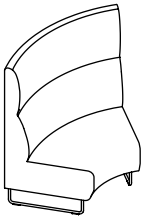


# 4 yd 🪞 65 sq.ft

| MSRP       |         |         |              |
|------------|---------|---------|--------------|
| COM/COL&A  | B       | C       | Real Leather |
| \$3,025    | \$3,515 | \$3,925 | \$5,005      |
| DIMENSIONS |         |         |              |
| W          | D       | H       |              |
| 46.4"      | 29.5"   | 33.4"   |              |

### MILES M60CVR116 - H2

B&T

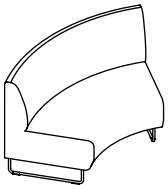


# 5 yd 🪞 75 sq.ft

| MSRP       |         |         |              |
|------------|---------|---------|--------------|
| COM/COL&A  | B       | C       | Real Leather |
| \$3,470    | \$4,035 | \$4,505 | \$5,745      |
| DIMENSIONS |         |         |              |
| W          | D       | H       |              |
| 46.4"      | 29.5"   | 49.2"   |              |

### MILES M60CVR140 - H1

B&T

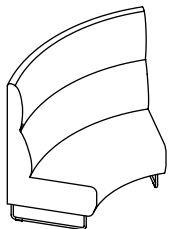


# 6 yd 🪞 81 sq.ft

| MSRP       |         |         |              |
|------------|---------|---------|--------------|
| COM/COL&A  | B       | C       | Real Leather |
| \$3,320    | \$3,935 | \$4,445 | \$5,790      |
| DIMENSIONS |         |         |              |
| W          | D       | H       |              |
| 55.1"      | 30.7"   | 33.4"   |              |

### MILES M60CVR140 - H2

B&T




# 7 yd 🪞 106 sq.ft

| MSRP       |         |         |              |
|------------|---------|---------|--------------|
| COM/COL&A  | B       | C       | Real Leather |
| \$3,970    | \$4,770 | \$5,435 | \$7,190      |
| DIMENSIONS |         |         |              |
| W          | D       | H       |              |
| 55.1"      | 30.7"   | 49.2"   |              |

## Co-Seating / Co-Working

### MILES M30CVR225 - H1

B&T




# 5 yd 80 sq.ft

| MSRP       |         |         |              |
|------------|---------|---------|--------------|
| COM/COL&A  | B       | C       | Real Leather |
| \$3,185    | \$3,790 | \$4,295 | \$5,625      |
| DIMENSIONS |         |         |              |
| W          | D       | H       |              |
| 46.4"      | 29.1"   | 33.4"   |              |

### MILES M30CVR225 - H2

B&T

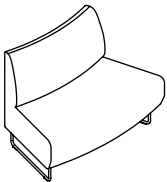


# 6 yd 90 sq.ft

| MSRP       |         |         |              |
|------------|---------|---------|--------------|
| COM/COL&A  | B       | C       | Real Leather |
| \$3,585    | \$4,260 | \$4,820 | \$6,295      |
| DIMENSIONS |         |         |              |
| W          | D       | H       |              |
| 46.4"      | 29.1"   | 49.2"   |              |

### MILES M30CXR229 - H1

B&T

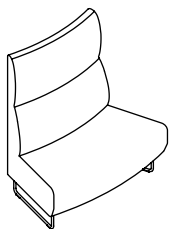


# 10 yd 140 sq.ft

| MSRP       |         |         |              |
|------------|---------|---------|--------------|
| COM/COL&A  | B       | C       | Real Leather |
| \$3,135    | \$3,625 | \$4,030 | \$5,110      |
| DIMENSIONS |         |         |              |
| W          | D       | H       |              |
| 98.8"      | 36.6"   | 27.7"   |              |

### MILES M30CXR229 - H2

B&T



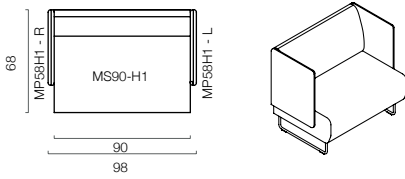
# 10 yd 140 sq.ft

| MSRP       |         |         |              |
|------------|---------|---------|--------------|
| COM/COL&A  | B       | C       | Real Leather |
| \$3,395    | \$3,955 | \$4,425 | \$5,665      |
| DIMENSIONS |         |         |              |
| W          | D       | H       |              |
| 98.8"      | 36.6"   | 27.7"   |              |

## Co-Seating / Co-Working

### MILES CONFIGURATIONS PLAN 01

B&T

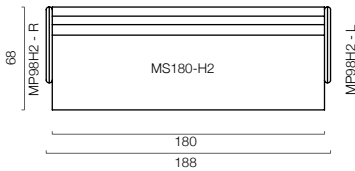


# 6 yd    90 sq.ft

| MSRP       |         |         |              |
|------------|---------|---------|--------------|
| COM/COL&A  | CLASS B | CLASS C | Real Leather |
| \$3,305    | \$4,065 | \$4,990 | \$6,420      |
| DIMENSIONS |         |         |              |
| W          | D       | H       |              |
| 38.5"      | 26.7"   | 33.4"   |              |

### MILES CONFIGURATIONS PLAN 02

B&T

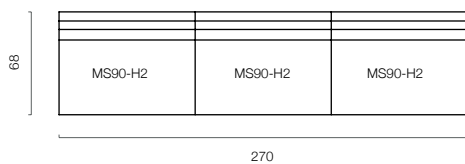


# 11 yd    167 sq.ft

| MSRP       |         |         |              |
|------------|---------|---------|--------------|
| COM/COL&A  | CLASS B | CLASS C | Real Leather |
| \$5,145    | \$6,265 | \$7,600 | \$9,640      |
| DIMENSIONS |         |         |              |
| W          | D       | H       |              |
| 74"        | 26.7"   | 49.2"   |              |

### MILES CONFIGURATIONS PLAN 03

B&T



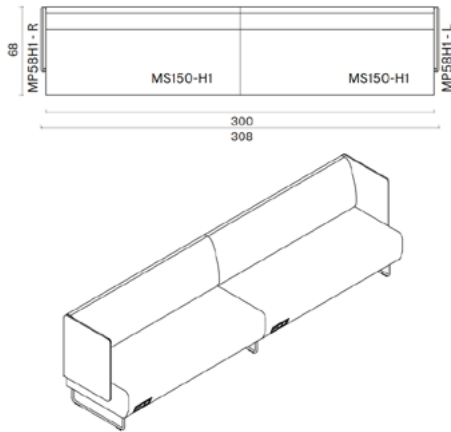
# 16 yd    239 sq.ft

| MSRP       |         |          |              |
|------------|---------|----------|--------------|
| COM/COL&A  | CLASS B | CLASS C  | Real Leather |
| \$8,225    | \$9,635 | \$11,420 | \$14,100     |
| DIMENSIONS |         |          |              |
| W          | D       | H        |              |
| 106.3"     | 26.7"   | 49.2"    |              |

## Co-Seating / Co-Working

### MILES CONFIGURATIONS PLAN 04

B&T

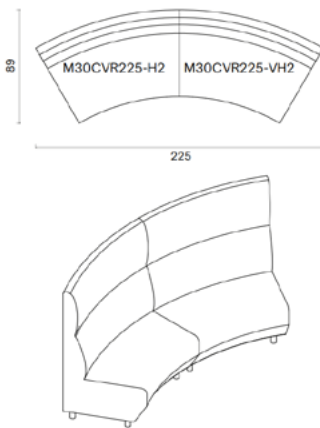


15 yd 224 sq.ft

| MSRP       |         |         |              |
|------------|---------|---------|--------------|
| COM/COL&A  | CLASS B | CLASS C | Real Leather |
| \$6,825    | \$8,065 | \$9,540 | \$11,795     |
| DIMENSIONS |         |         |              |
| W          | D       | H       |              |
| 121.3"     | 26.7"   | 33.4"   |              |

### MILES CONFIGURATIONS PLAN 05

B&T

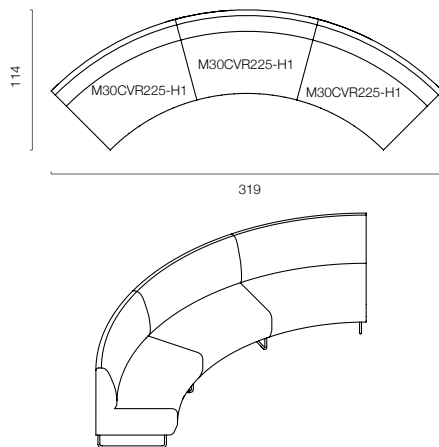


11 yd 159 sq.ft

| MSRP       |         |          |              |
|------------|---------|----------|--------------|
| COM/COL&A  | CLASS B | CLASS C  | Real Leather |
| \$7,175    | \$8,520 | \$10,135 | \$12,595     |
| DIMENSIONS |         |          |              |
| W          | D       | H        |              |
| 88.5"      | 35"     | 49.2"    |              |

### MILES CONFIGURATIONS PLAN 06

B&T



16 yd 239 sq.ft

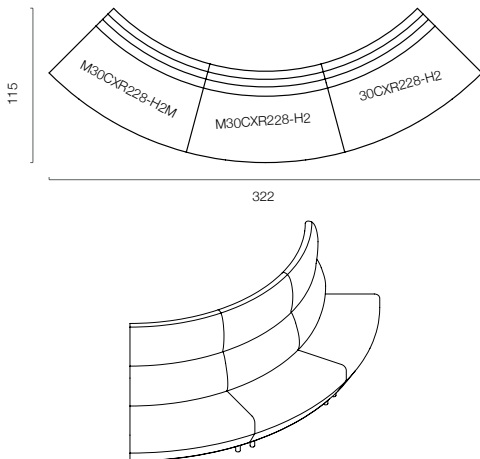
| MSRP       |          |          |              |
|------------|----------|----------|--------------|
| COM/COL&A  | CLASS B  | CLASS C  | Real Leather |
| \$9,560    | \$11,375 | \$13,550 | \$16,875     |
| DIMENSIONS |          |          |              |
| W          | D        | H        |              |
| 125.5"     | 44.8"    | 33.4"    |              |



## Co-Seating / Co-Working

### MILES CONFIGURATIONS PLAN 07

B&T

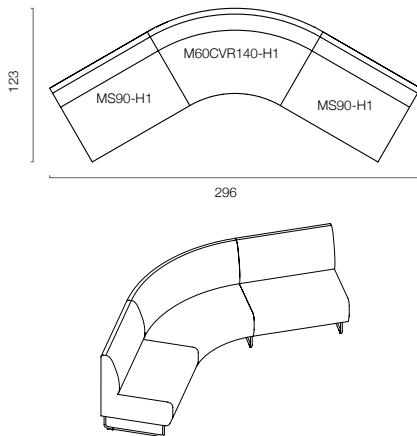


# 15 yd ◊ 224 sq.ft

| MSRP       |          |          |              |
|------------|----------|----------|--------------|
| COM/COL&A  | CLASS B  | CLASS C  | Real Leather |
| \$10,185   | \$11,870 | \$13,895 | \$16,995     |
| DIMENSIONS |          |          |              |
| W          | D        | H        |              |
| 126.7"     | 45.2"    | 49.2"    |              |

### MILES CONFIGURATIONS PLAN 08

B&T

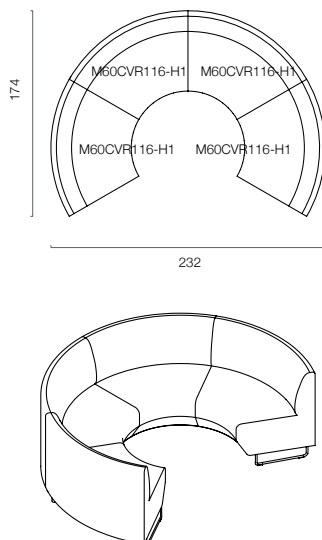


# 11 yd ◊ 159 sq.ft

| MSRP       |         |          |              |
|------------|---------|----------|--------------|
| COM/COL&A  | CLASS B | CLASS C  | Real Leather |
| \$7,890    | \$9,275 | \$10,960 | \$13,585     |
| DIMENSIONS |         |          |              |
| W          | D       | H        |              |
| 116.5"     | 48.4"   | 33.4"    |              |

### MILES CONFIGURATIONS PLAN 09

B&T



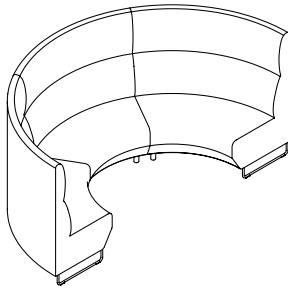
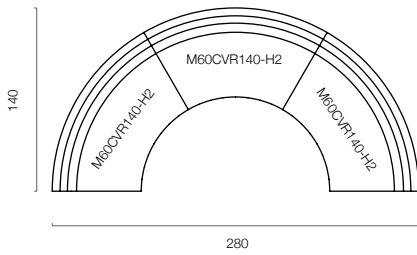
# 18 yd ◊ 259 sq.ft

| MSRP       |          |          |              |
|------------|----------|----------|--------------|
| COM/COL&A  | CLASS B  | CLASS C  | Real Leather |
| \$12,110   | \$14,070 | \$16,430 | \$20,030     |
| DIMENSIONS |          |          |              |
| W          | D        | H        |              |
| 91.3"      | 68.5"    | 33.4"    |              |

## Co-Seating / Co-Working

### MILES CONFIGURATIONS PLAN 10

B&T



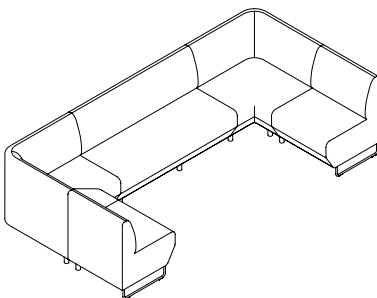
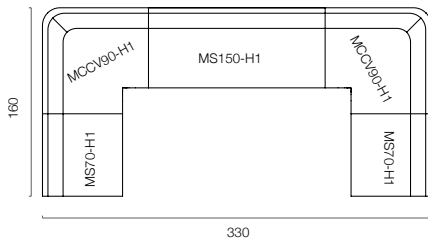
# 21 yd    316 sq.ft

| MSRP      |          |          |              |
|-----------|----------|----------|--------------|
| COM/COL&A | CLASS B  | CLASS C  | Real Leather |
| \$11,915  | \$14,315 | \$17,180 | \$21,575     |

| DIMENSIONS |       |       |
|------------|-------|-------|
| W          | D     | H     |
| 110.2"     | 55.1" | 49.2" |

### MILES CONFIGURATIONS PLAN 11

B&T



# 21 yd    310 sq.ft

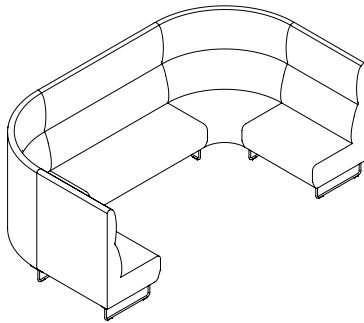
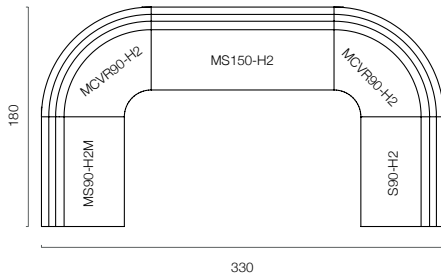
| MSRP      |          |          |              |
|-----------|----------|----------|--------------|
| COM/COL&A | CLASS B  | CLASS C  | Real Leather |
| \$13,320  | \$15,665 | \$18,465 | \$22,760     |

| DIMENSIONS |     |       |
|------------|-----|-------|
| W          | D   | H     |
| 129.9"     | 63" | 33.4" |

## Co-Seating / Co-Working

### MILES CONFIGURATIONS PLAN 12

B&T



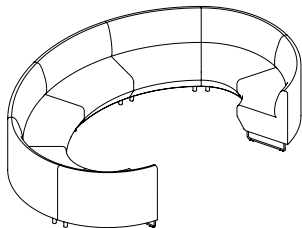
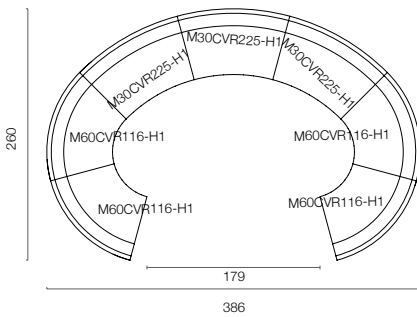
■ 25 yd   ■ 372 sq.ft

| MSRP      |          |          |              |
|-----------|----------|----------|--------------|
| COM/COL&A | CLASS B  | CLASS C  | Real Leather |
| \$16,495  | \$19,370 | \$22,865 | \$28,180     |

| DIMENSIONS |       |       |
|------------|-------|-------|
| W          | D     | H     |
| 129.9"     | 70.8" | 49.2" |

### MILES CONFIGURATIONS PLAN 13

B&T



■ 34 yd   ■ 498 sq.ft

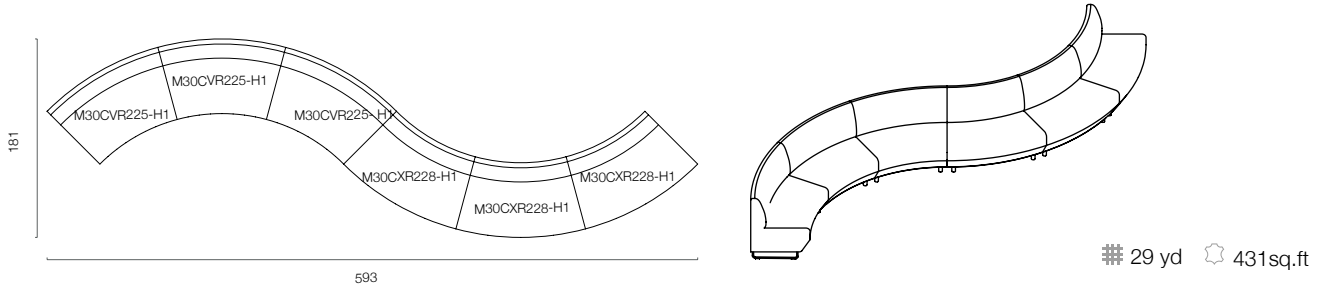
| MSRP      |          |          |              |
|-----------|----------|----------|--------------|
| COM/COL&A | CLASS B  | CLASS C  | Real Leather |
| \$21,670  | \$25,445 | \$29,980 | \$36,905     |

| DIMENSIONS |        |       |
|------------|--------|-------|
| W          | D      | H     |
| 152"       | 102.3" | 33.4" |

# Co-Seating / Co-Working

## MILES CONFIGURATIONS PLAN 14

B&T



| MSRP      |          |          |              |
|-----------|----------|----------|--------------|
| COM/COL&A | CLASS B  | CLASS C  | Real Leather |
| \$18,965  | \$22,250 | \$26,190 | \$32,205     |

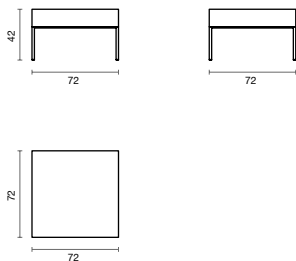
  

| DIMENSIONS |       |       |
|------------|-------|-------|
| W          | D     | H     |
| 233.4"     | 71.2" | 33.4" |



## NODA MODULES P1

B&T



| MSRP      |         |         |              |
|-----------|---------|---------|--------------|
| COM/COL&A | CLASS B | CLASS C | Real Leather |
| \$1,510   | \$1,660 | \$1,780 | \$2,100      |

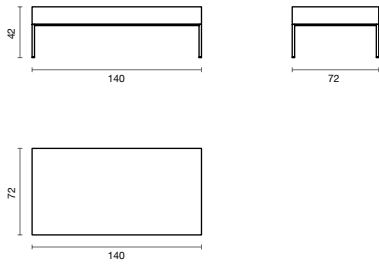
| DIMENSIONS |       |       |       |       |
|------------|-------|-------|-------|-------|
| W          | D     | H     | SD    | SH    |
| 28.3"      | 28.3" | 16.5" | 28.3" | 16.5" |

# 1 yd 17 sq.ft

## Co-Seating / Co-Working

### NODA MODULES P2

B&T



# 1,7 yd ✪ 25 sq.ft

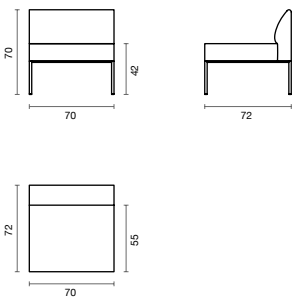
| MSRP      |         |         |              |
|-----------|---------|---------|--------------|
| COM/COL&A | CLASS B | CLASS C | Real Leather |
| \$2,110   | \$2,285 | \$2,430 | \$2,815      |

| DIMENSIONS |       |       |       |       |
|------------|-------|-------|-------|-------|
| W          | D     | H     | SD    | SH    |
| 55.1"      | 28.3" | 16.5" | 28.3" | 16.5" |

### NODA MODULES 1SWA

B&T



# 1,8 yd ✪ 25 sq.ft

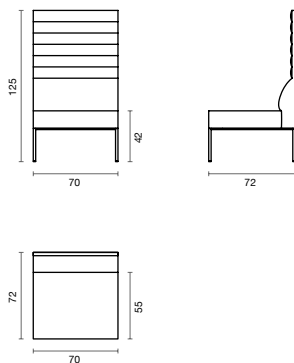
| MSRP      |         |         |              |
|-----------|---------|---------|--------------|
| COM/COL&A | CLASS B | CLASS C | Real Leather |
| \$3,775   | \$4,470 | \$5,050 | \$6,590      |

| DIMENSIONS |       |       |       |       |
|------------|-------|-------|-------|-------|
| W          | D     | H     | SD    | SH    |
| 27.5"      | 28.3" | 27.5" | 21.6" | 16.5" |

### NODA MODULES 1SWAH

B&T



# 2,7 yd ✪ 44 sq.ft

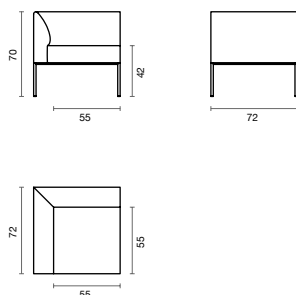
| MSRP      |         |         |              |
|-----------|---------|---------|--------------|
| COM/COL&A | CLASS B | CLASS C | Real Leather |
| \$4,710   | \$5,665 | \$6,455 | \$8,545      |

| DIMENSIONS |       |       |       |       |
|------------|-------|-------|-------|-------|
| W          | D     | H     | SD    | SH    |
| 27.5"      | 28.3" | 49.2" | 21.6" | 16.5" |

### NODA MODULES C

B&T



# 2,4 yd ✪ 37 sq.ft

| MSRP      |         |         |              |  |  |
|-----------|---------|---------|--------------|--|--|
| COM/COL&A | CLASS B | CLASS C | Real Leather |  |  |
| \$3,085   | \$3,665 | \$4,150 | \$5,425      |  |  |

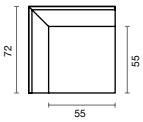
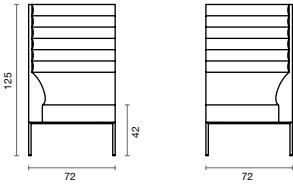
  

| DIMENSIONS |       |       |       |       |       |
|------------|-------|-------|-------|-------|-------|
| W          | D     | H     | SD    | SH    | ArmH  |
| 28.3"      | 29.5" | 27.5" | 21.6" | 16.5" | 27.5" |

## Co-Seating / Co-Working

### NODA MODULES CH

B&T



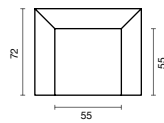
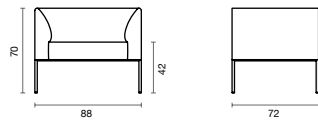
# 4,4 yd ☼ 76 sq.ft

| MSRP      |         |         |              |
|-----------|---------|---------|--------------|
| COM/COL&A | CLASS B | CLASS C | Real Leather |
| \$3,655   | \$4,375 | \$4,975 | \$6,555      |

| DIMENSIONS |       |       |       |       |       |
|------------|-------|-------|-------|-------|-------|
| W          | D     | H     | SD    | SH    | ArmH  |
| 28.3"      | 28.3" | 49.2" | 21.6" | 16.5" | 27.5" |

### NODA MODULES 1S

B&T



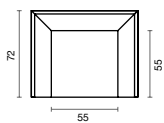
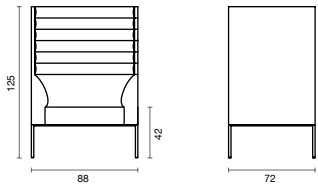
# 3,3 yd ☼ 54 sq.ft

| MSRP      |         |         |              |
|-----------|---------|---------|--------------|
| COM/COL&A | CLASS B | CLASS C | Real Leather |
| \$2,395   | \$2,800 | \$3,135 | \$4,030      |

| DIMENSIONS |       |       |            |             |       |
|------------|-------|-------|------------|-------------|-------|
| W          | D     | H     | Seat Depth | Seat Height | ArmH  |
| 34.5"      | 28.3" | 27.5" | 21.6"      | 16.5"       | 27.5" |

### NODA MODULES 1SH

B&T



# 5,5 yd ☼ 76 sq.ft

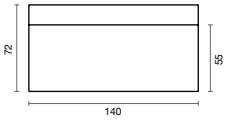
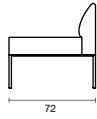
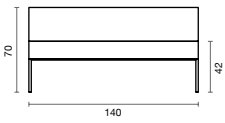
| MSRP      |         |         |              |
|-----------|---------|---------|--------------|
| COM/COL&A | CLASS B | CLASS C | Real Leather |
| \$2,275   | \$3,300 | \$3,730 | \$4,880      |

| DIMENSIONS |       |       |            |             |       |
|------------|-------|-------|------------|-------------|-------|
| W          | D     | H     | Seat Depth | Seat Height | ArmH  |
| 34.5"      | 28.3" | 49.2" | 21.6"      | 16.5"       | 27.5" |

## Co-Seating / Co-Working

### NODA MODULES 2SWA

B&T



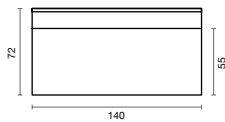
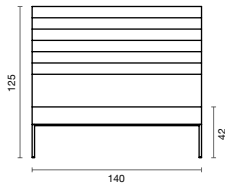
# 3,3 yd ☼ 54 sq.ft

| MSRP      |         |         |              |
|-----------|---------|---------|--------------|
| COM/COL&A | CLASS B | CLASS C | Real Leather |
| \$5,405   | \$6,475 | \$7,365 | \$9,725      |

| DIMENSIONS |       |       |            |             |
|------------|-------|-------|------------|-------------|
| W          | D     | H     | Seat Depth | Seat Height |
| 55.1"      | 28.3" | 27.5" | 21.6"      | 16.5"       |

### NODA MODULES 2SWAH

B&T



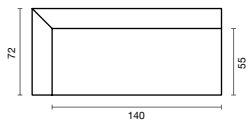
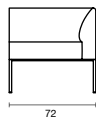
# 5 yd ☼ 76 sq.ft

| MSRP      |         |         |              |
|-----------|---------|---------|--------------|
| COM/COL&A | CLASS B | CLASS C | Real Leather |
| \$6,610   | \$7,950 | \$9,060 | \$11,990     |

| DIMENSIONS |       |       |            |             |
|------------|-------|-------|------------|-------------|
| W          | D     | H     | Seat Depth | Seat Height |
| 55.1"      | 28.3" | 49.2" | 21.6"      | 16.5"       |

### NODA MODULES 2SR

B&T




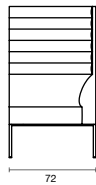
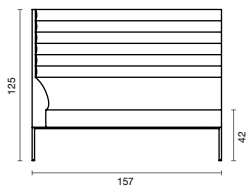
# 4,4 yd ☼ 76 sq.ft

| MSRP      |         |         |              |
|-----------|---------|---------|--------------|
| COM/COL&A | CLASS B | CLASS C | Real Leather |
| \$4,475   | \$5,360 | \$6,410 | \$8,035      |

| DIMENSIONS |       |       |            |             |       |
|------------|-------|-------|------------|-------------|-------|
| W          | D     | H     | Seat Depth | Seat Height | ArmH  |
| 61.4"      | 28.3" | 27.5" | 21.6"      | 16.5"       | 27.5" |

### NODA MODULES 2SRH

B&T



# 7,4 yd ☼ 97 sq.ft

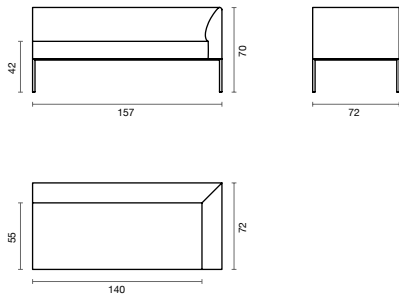
| MSRP      |         |         |              |
|-----------|---------|---------|--------------|
| COM/COL&A | CLASS B | CLASS C | Real Leather |
| \$5,210   | \$6,255 | \$7,510 | \$9,430      |

| DIMENSIONS |       |       |            |             |       |
|------------|-------|-------|------------|-------------|-------|
| W          | D     | H     | Seat Depth | Seat Height | ArmH  |
| 61.4"      | 28.3" | 49.5" | 21.5"      | 16.5"       | 27.5" |

## Co-Seating / Co-Working

### NODA MODULES 2SL

B&T



# 4,4 yd 🏠 76 sq.ft

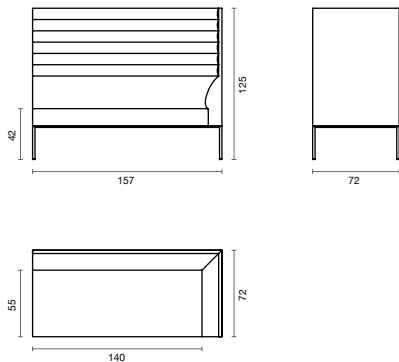
| MSRP      |         |         |              |
|-----------|---------|---------|--------------|
| COM/COL&A | CLASS B | CLASS C | Real Leather |
| \$4,475   | \$5,360 | \$6,405 | \$8,035      |

| DIMENSIONS |       |       |            |             |       |
|------------|-------|-------|------------|-------------|-------|
| W          | D     | H     | Seat Depth | Seat Height | ArmH  |
| 61.4"      | 28.3" | 27.5" | 21.5"      | 16.5"       | 27.5" |

### NODA MODULES 2SLH

B&T



# 7,4 yd 🏠 97 sq.ft

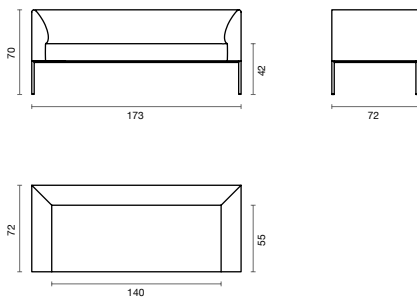
| MSRP      |         |         |              |
|-----------|---------|---------|--------------|
| COM/COL&A | CLASS B | CLASS C | Real Leather |
| \$5,210   | \$6,255 | \$7,510 | \$9,430      |

| DIMENSIONS |       |       |            |             |       |
|------------|-------|-------|------------|-------------|-------|
| W          | D     | H     | Seat Depth | Seat Height | ArmH  |
| 61.4"      | 28.3" | 49.2" | 21.5"      | 16.5"       | 27.5" |

### NODA MODULES 2S

B&T



# 5,5 yd 🏠 81 sq.ft

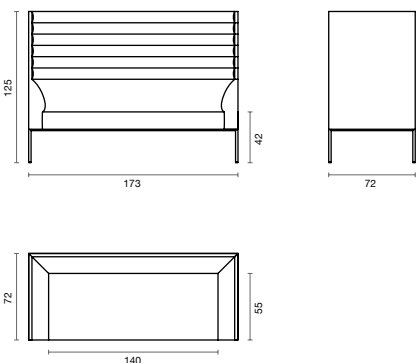
| MSRP      |         |         |              |
|-----------|---------|---------|--------------|
| COM/COL&A | CLASS B | CLASS C | Real Leather |
| \$4,010   | \$4,825 | \$5,500 | \$7,285      |

| DIMENSIONS |       |       |            |             |       |
|------------|-------|-------|------------|-------------|-------|
| W          | D     | H     | Seat Depth | Seat Height | ArmH  |
| 68.1"      | 28.3" | 27.5" | 21.5"      | 16.5"       | 27.5" |

### NODA MODULES 2SH

B&T



# 9 yd 🏠 130 sq.ft

| MSRP      |         |         |              |
|-----------|---------|---------|--------------|
| COM/COL&A | CLASS B | CLASS C | Real Leather |
| \$4,740   | \$5,785 | \$6,655 | \$8,950      |

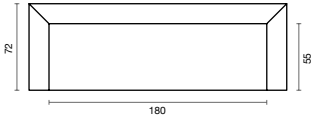
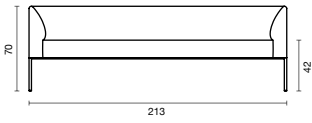
| DIMENSIONS |       |       |            |             |       |
|------------|-------|-------|------------|-------------|-------|
| W          | D     | H     | Seat Depth | Seat Height | ArmH  |
| 68.1"      | 28.3" | 49.2" | 21.5"      | 16.5"       | 27.5" |



## Co-Seating / Co-Working

### NODA MODULES 3S

B&T



# 6,2 yd ◊ 87 sq.ft

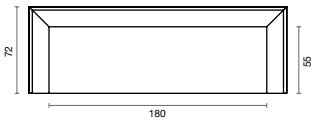
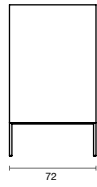
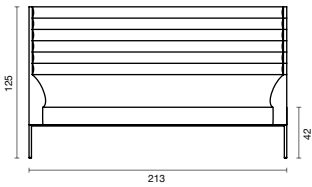
| MSRP      |         |         |              |
|-----------|---------|---------|--------------|
| COM/COL&A | CLASS B | CLASS C | Real Leather |
| \$5,855   | \$6,960 | \$8,275 | \$10,300     |

| DIMENSIONS |       |       |            |             |       |
|------------|-------|-------|------------|-------------|-------|
| W          | D     | H     | Seat Depth | Seat Height | ArmH  |
| 83.8"      | 28.3" | 27.5" | 21.5"      | 16.5"       | 27.5" |

### NODA MODULES 3SH

B&T



# 11 yd ◊ 140 sq.ft

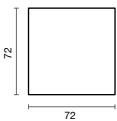
| MSRP      |         |          |              |
|-----------|---------|----------|--------------|
| COM/COL&A | CLASS B | CLASS C  | Real Leather |
| \$7,055   | \$8,495 | \$10,205 | \$12,835     |

| DIMENSIONS |       |       |            |             |       |
|------------|-------|-------|------------|-------------|-------|
| W          | D     | H     | Seat Depth | Seat Height | ArmH  |
| 83.8"      | 28.3" | 49.2" | 21.5"      | 16.5"       | 27.5" |

### NODA MODULES T1

B&T



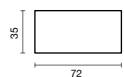
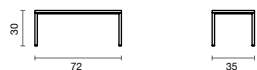
| MSRP           |               |              |             |
|----------------|---------------|--------------|-------------|
| Laminate 0.70" | Lacquer 0.70" | Veneer 0.70" | Fenix 0.70" |
| \$845          | \$845         | \$1,055      | \$1,245     |

| DIMENSIONS |       |       |
|------------|-------|-------|
| W          | D     | H     |
| 28.3"      | 28.3" | 11.8" |

### NODA MODULES T2

B&T



| MSRP           |               |              |             |
|----------------|---------------|--------------|-------------|
| Laminate 0.70" | Lacquer 0.70" | Veneer 0.70" | Fenix 0.70" |
| \$780          | \$750         | \$920        | \$930       |

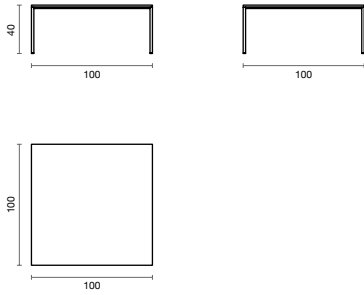
  

| DIMENSIONS |       |       |
|------------|-------|-------|
| W          | D     | H     |
| 28.3"      | 13.8" | 11.8" |

## Co-Seating / Co-Working

### NODA MODULES T3

B&T



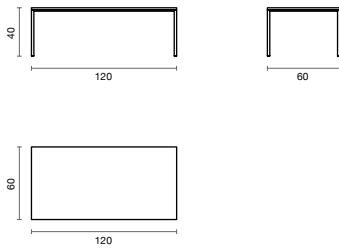
| MSRP           |               |              |             |
|----------------|---------------|--------------|-------------|
| Laminate 0.70" | Lacquer 0.70" | Veneer 0.70" | Fenix 0.70" |
| \$1,480        | \$1,265       | \$1,540      | \$1,480     |

| DIMENSIONS |       |       |
|------------|-------|-------|
| W          | D     | H     |
| 39.4"      | 39.4" | 15.7" |

### NODA MODULES T4

B&T



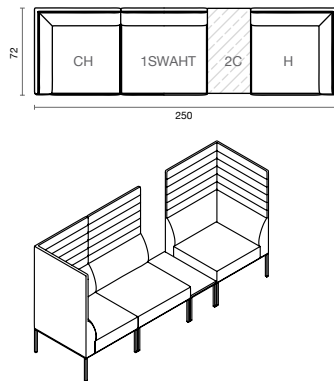
| MSRP           |               |              |             |
|----------------|---------------|--------------|-------------|
| Laminate 0.70" | Lacquer 0.70" | Veneer 0.70" | Fenix 0.70" |
| \$1,325        | \$1,110       | \$1,415      | \$1,560     |

| DIMENSIONS |       |       |
|------------|-------|-------|
| W          | D     | H     |
| 23.6"      | 47.2" | 11.8" |

### NODA CONFIGURATIONS PLAN 01

B&T



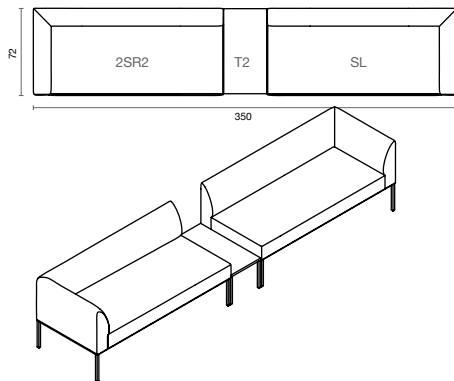
| MSRP         |              |             |              |
|--------------|--------------|-------------|--------------|
| COM/COL&A    | CLASS B      | CLASS C     | Real Leather |
| \$10,090 +T2 | \$12,055 +T2 | \$13,680+T2 | \$17,995+T2  |

| DIMENSIONS |       |
|------------|-------|
| W          | D     |
| 98.4"      | 28.3" |

### NODA CONFIGURATIONS PLAN 02

B&T



| MSRP        |              |              |              |
|-------------|--------------|--------------|--------------|
| COM/COL&A   | CLASS B      | CLASS C      | Real Leather |
| \$9,425 +T2 | \$11,290 +T2 | \$13,510 +T2 | \$16,910 +T2 |

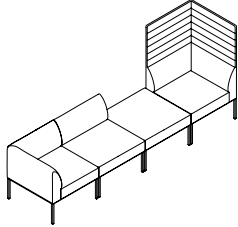
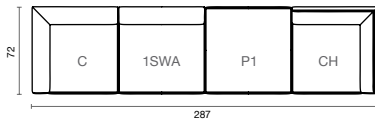
  

| DIMENSIONS |       |
|------------|-------|
| W          | D     |
| 137.8"     | 28.3" |

## Co-Seating / Co-Working

### NODA CONFIGURATIONS PLAN 03

B&T

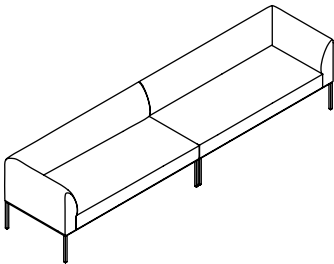
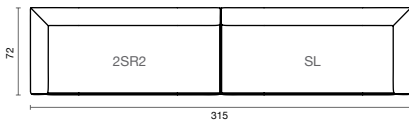


| MSRP      |          |          |              |
|-----------|----------|----------|--------------|
| COM/COL&A | CLASS B  | CLASS C  | Real Leather |
| \$10,650  | \$12,505 | \$14,725 | \$18,115     |

| DIMENSIONS |       |
|------------|-------|
| W          | D     |
| 113"       | 28.3" |

### NODA CONFIGURATIONS PLAN 04

B&T

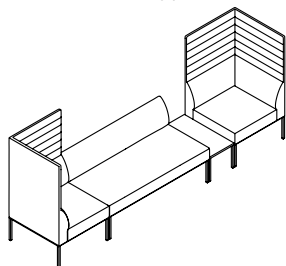
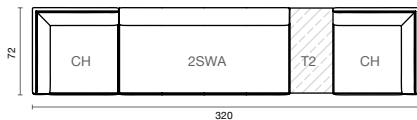


| MSRP      |          |          |              |
|-----------|----------|----------|--------------|
| COM/COL&A | CLASS B  | CLASS C  | Real Leather |
| \$9,425   | \$11,290 | \$13,510 | \$16,910     |

| DIMENSIONS |       |
|------------|-------|
| W          | D     |
| 124"       | 28.3" |

### NODA CONFIGURATIONS PLAN 05

B&T



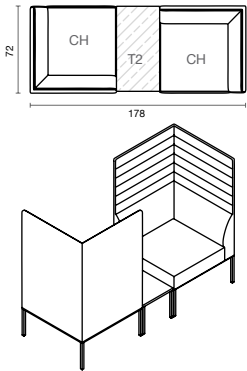
| MSRP         |             |             |              |
|--------------|-------------|-------------|--------------|
| COM/COL&A    | CLASS B     | CLASS C     | Real Leather |
| \$11,325 +T2 | \$13,580+T2 | \$16,275+T2 | \$20,400+T2  |

| DIMENSIONS |       |
|------------|-------|
| W          | D     |
| 126"       | 28.3" |

# Co-Seating / Co-Working

## NODA CONFIGURATIONS PLAN 06

B&T



### MSRP

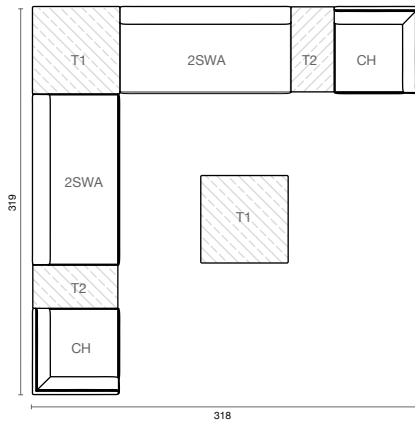
| COM/COL&A   | CLASS B     | CLASS C      | Real Leather |
|-------------|-------------|--------------|--------------|
| \$7,315 +T2 | \$8,755 +T2 | \$10,480 +T2 | \$13,115+T2  |

### DIMENSIONS

| W     | D     |
|-------|-------|
| 70.1" | 28.3" |

## NODA CONFIGURATIONS PLAN 07

B&T



### MSRP

| COM/COL&A          | CLASS B           | CLASS C            | Real Leather      |
|--------------------|-------------------|--------------------|-------------------|
| \$15,340 + 2T2+2T1 | \$18,410 +2T2+2T1 | \$22,075 + 2T2+2T1 | \$27,690 +2T2+2T1 |

### DIMENSIONS

| W      | D      |
|--------|--------|
| 125.2" | 125.6" |

# BENCHES

## ELUSIVE OUTDOOR BENCH

B&T



- 🪑 247 sq.ft 📦 14 kg.
- 🪑 333 sq.ft 📦 30 kg.
- 🪑 409 sq.ft 📦 35,5 kg.

| MSRP    |         |         |
|---------|---------|---------|
|         | CERAMIC | IROKO   |
| 47 X 16 | x       | \$3,585 |
| 63 X 16 | x       | \$4,095 |
| 79 X 16 | x       | \$4,870 |

| DIMENSIONS |         |  |
|------------|---------|--|
| H          | S"      |  |
| 18"        | 47 x 16 |  |
| 18"        | 63 x 16 |  |
| 18"        | 79 x 16 |  |

## JOS BENCH

BABEL D



| MSRP    |  |  |
|---------|--|--|
| METAL   |  |  |
| \$1,435 |  |  |

| DIMENSIONS |       |       |
|------------|-------|-------|
| W          | D     | H     |
| 41,3"      | 18.1" | 21.7" |

## JOS CUSHION BENCH

BABEL D



| MSRP          |  |  |
|---------------|--|--|
| CHAIR CUSHION |  |  |
| \$345         |  |  |

## ROSA

NUANS



| MSRP      |       |
|-----------|-------|
| ALL METAL | PAD   |
| \$1,665   | \$550 |

| DIMENSIONS |     |     |     |
|------------|-----|-----|-----|
| W          | D   | H   | SH  |
| 63"        | 28" | 30" | 15" |

# SOFA COLLECTION

## BOB

B&T



- # 6 yd    🏠 81 sq.ft    📦 20 kg.
- # 6 yd    🏠 81 sq.ft    📦 22 kg.
- # 8 yd    🏠 122 sq.ft    📦 27 kg.
- # 9 yd    🏠 130 sq.ft    📦 32 kg.

| MSRP     |           |         |         |              |
|----------|-----------|---------|---------|--------------|
|          | COM/COL&A | B       | C       | Real Leather |
| SINGLE   | \$3,420   | \$4,210 | \$4,865 | \$6,590      |
| SINGLE S | \$4,000   | \$4,735 | \$5,340 | \$6,945      |
| DOUBLE   | \$4,765   | \$5,725 | \$6,525 | \$8,645      |
| TRIPLE   | \$5,800   | \$6,965 | \$7,930 | \$10,490     |

| DIMENSIONS |       |       |       |            |             |            |
|------------|-------|-------|-------|------------|-------------|------------|
|            | W     | D     | H     | Seat depth | Seat height | Arm height |
| SINGLE     | 29.1" | 33.4" | 29.9" | 21.2"      | 16.1"       | 22.8"      |
| SINGLE S   | 29.1" | 33.4" | 29.9" | 21.2"      | 16.1"       | 22.8"      |
| DOUBLE     | 64.5" | 33.4" | 29.9" | 21.2"      | 16.1"       | 22.8"      |
| TRIPLE     | 76.3" | 33.4" | 29.9" | 21.2"      | 16.1"       | 22.8"      |

## BOOM SINGLE

B&T



- # 6 yd    🏠 97 sq.ft    📦 18 kg.

| MSRP      |          |          |              |  |
|-----------|----------|----------|--------------|--|
| COM/COL&A | B        | C        | Real Leather |  |
| \$ 3,660  | \$ 4,330 | \$ 4,895 | \$ 7,120     |  |

| DIMENSIONS |       |       |            |             |            |  |
|------------|-------|-------|------------|-------------|------------|--|
| W          | D     | H     | Seat depth | Seat height | Arm height |  |
| 35.6"      | 37.4" | 27.1" | 29.9"      | 16.5"       | 21.6"      |  |

## BOOM SOFA

B&T



- # 9 yd    🏠 146 sq.ft    📦 28 kg.
- # 10 yd    🏠 151 sq.ft    📦 33 kg.
- # 11 yd    🏠 173 sq.ft    📦 37 kg.
- # 12 yd    🏠 194 sq.ft    📦 45 kg.

| MSRP     |           |         |         |              |
|----------|-----------|---------|---------|--------------|
|          | COM/COL&A | B       | C       | Real Leather |
| Sofa 160 | \$5,235   | \$6,375 | \$7,320 | \$10,600     |
| Sofa 180 | \$5,710   | \$6,985 | \$8,050 | \$11,130     |
| Sofa 200 | \$6,145   | \$7,575 | \$8,755 | \$12,365     |
| Sofa 240 | \$7,000   | \$8,620 | \$9,965 | \$14,335     |

| DIMENSIONS |       |       |       |            |             |            |
|------------|-------|-------|-------|------------|-------------|------------|
|            | W     | D     | H     | Seat depth | Seat height | Arm height |
| Sofa 160   | 62.9" | 37.7" | 27.1" | 29.1"      | 16.5"       | 21.6"      |
| Sofa 180   | 70.8" | 37.7" | 27.1" | 29.1"      | 16.5"       | 21.6"      |
| Sofa 200   | 78.7" | 37.7" | 27.1" | 29.1"      | 16.5"       | 21.6"      |
| Sofa 240   | 94.4" | 37.7" | 27.1" | 29.1"      | 16.5"       | 21.6"      |

## SOFA COLLECTION

### BOOM CURVE SOFA

B&T



- # 11 yd 162 sq.ft 38 kg.
- # 14 yd 216 sq.ft 44 kg.
- # 17 yd 248 sq.ft 50 kg.
- # 20 yd 281 sq.ft 56 kg.

#### MSRP

|                 | COM/COL&A | B        | C        | Real Leather |
|-----------------|-----------|----------|----------|--------------|
| Curved Sofa 180 | \$6,805   | \$8,295  | \$9,535  | \$12,815     |
| Curved Sofa 240 | \$8,275   | \$10,225 | \$11,845 | \$16,395     |
| Curved Sofa 300 | \$9,620   | \$11,775 | \$13,555 | \$18,545     |
| Curved Sofa 360 | \$11,215  | \$13,795 | \$15,935 | \$21,070     |

#### DIMENSIONS

|                 | W      | D     | H     | Seat depth | Seat height | Arm height |
|-----------------|--------|-------|-------|------------|-------------|------------|
| Curved Sofa 180 | 70.8"  | 41.3" | 29.9" | 21.2"      | 16.1"       | 22.1"      |
| Curved Sofa 240 | 94.4"  | 46.4" | 29.9" | 21.2"      | 16.1"       | 22.1"      |
| Curved Sofa 300 | 118.1" | 52.3" | 29.9" | 21.2"      | 16.1"       | 22.1"      |
| Curved Sofa 360 | 141.7" | 60.6" | 29.9" | 21.2"      | 16.1"       | 22.1"      |

### BOOM POUF

B&T



- # 1 yd 15 sq.ft 10 kg.
- # 2 yd 23 sq.ft 12 kg.
- # 2 yd 23 sq.ft 16 kg.
- # 2 yd 27 sq.ft 16 kg.
- # 2 yd 2.52 sq.ft 19 kg.
- # 2.5 yd 3.5 sq.ft 20 kg.

#### MSRP

|             | COM/COL&A | B       | C       | Real Leather |
|-------------|-----------|---------|---------|--------------|
| Pouf Ø65    | \$1,370   | \$1,520 | \$1,640 | \$1,915      |
| Pouf 65x65  | \$1,565   | \$1,815 | \$2,020 | \$2,475      |
| Pouf Ø95    | \$1,980   | \$2,205 | \$2,390 | \$2,805      |
| Pouf 95x65  | \$1,865   | \$2,150 | \$2,385 | \$2,905      |
| Pouf Ø125   | \$2,525   | \$2,780 | \$2,990 | \$3,455      |
| Pouf 125x65 | \$2,050   | \$2,410 | \$2,715 | \$3,375      |

#### DIMENSIONS

|             | W     | D     | H     | Seat depth | Seat height | Arm height |
|-------------|-------|-------|-------|------------|-------------|------------|
| Pouf Ø65    | 25.5" | 25.5" | 16.5" | 21.2"      | x           | x          |
| Pouf 65x65  | 25.5" | 25.5" | 16.5" | 21.2"      | x           | x          |
| Pouf Ø95    | 37.4" | 37.4" | 16.5" | 21.2"      | x           | x          |
| Pouf 95x65  | 37.4" | 25.5" | 16.5" | 21.2"      | x           | x          |
| Pouf Ø125   | 49.2" | 49.2" | 16.5" | 21.2"      | x           | x          |
| Pouf 125x65 | 49.2" | 25.5" | 16.5" | 21.2"      | x           | x          |

## SOFA COLLECTION

### CLAP

OUTDOOR SOFA

B&T



| Frame  | Seat/Back |          |
|--------|-----------|----------|
| # 2 yd | # 2 yd    | 🛒 12 kg. |
| # 3 yd | # 2 yd    | 🛒 20 kg. |
| # 5 yd | # 2 yd    | 🛒 35 kg. |

|        | MSRP      |         |          |                  |
|--------|-----------|---------|----------|------------------|
|        | COM/COL&A | B       | C        | Protective Cover |
| Single | \$3,665   | \$3,910 | \$4,205  | \$480            |
| Double | \$6,840   | \$7,325 | \$7,915  | \$750            |
| Triple | \$9,505   | \$9,990 | \$10,570 | \$1,025          |

|        | DIMENSIONS |       |     |            |             |            |
|--------|------------|-------|-----|------------|-------------|------------|
|        | W          | D     | H   | Seat depth | Seat height | Arm height |
| Single | 30"        | 38.5" | 31" | 19"        | 21"         | 21"        |
| Double | 63"        | 38.5" | 31" | 19"        | 21"         | 21"        |
| Triple | 85"        | 38.5" | 31" | 19"        | 21"         | 21"        |

### DOR

OUTDOOR SOFA

B&T



|        | Cushion  | Frame    |
|--------|----------|----------|
| Single | # 2.5 yd | # 3 yd   |
| Double | # 5 yd   | # 4.5 yd |
| Triple | # 7 yd   | # 5.5 yd |
| Daybed | # 4 yd   | # 5 yd   |

|          | MSRP      |          |          |                  |
|----------|-----------|----------|----------|------------------|
|          | COM/COL&A | B        | C        | PROTECTIVE COVER |
| Single   | \$4,995   | \$5,265  | \$5,580  | \$560            |
| Double   | \$8,845   | \$9,450  | \$10,170 | \$835            |
| Triple   | \$11,630  | \$12,555 | \$13,655 | \$1,110          |
| Daybed   | \$7,895   | \$8,425  | \$9,060  | \$855            |
| Pouf Ø65 | \$2,520   | \$2,760  | \$3,045  | \$300            |
| Pouf Ø82 | \$3,140   | \$3,405  | \$3,725  | \$335            |

|          | DIMENSIONS |       |     |            |             |            |
|----------|------------|-------|-----|------------|-------------|------------|
|          | W          | D     | H   | Seat depth | Seat height | Arm height |
| Single   | 38"        | 33"   | 30" | 15"        | 15"         | 27.5"      |
| Double   | 71"        | 36"   | 30" | 19"        | 15"         | 27.5"      |
| Triple   | 94"        | 36"   | 30" | 19"        | 15"         | 27.5"      |
| Daybed   | 73"        | 30"   | 30" | 16"        | 16"         | 29"        |
| Pouf Ø65 | 25.5"      | 25.5" | 15" | 15"        | 15"         | x          |
| Pouf Ø82 | 33"        | 33"   | 15" | 15"        | 15"         | x          |



## SOFA COLLECTION

### DORA SOFA

NUANS



- # 9.8 yd    145 sq.ft
- # 10.9 yd    161 sq.ft
- # 12 yd    177.6 sq.ft

|                     | MSRP    |         |         |         |         |
|---------------------|---------|---------|---------|---------|---------|
|                     | COM     | A       | B       | C       | LEATHER |
| Dora Sofa - 79"     | \$5,030 | \$5,480 | \$5,865 | \$6,895 | \$7,215 |
| Dora Sofa - 94.5"   | \$5,330 | \$5,830 | \$6,255 | \$7,395 | \$7,755 |
| Dora Curved - 94.5" | \$5,395 | \$5,945 | \$6,415 | \$7,670 | \$8,060 |

|                     | DIMENSIONS |     |       |            |             |
|---------------------|------------|-----|-------|------------|-------------|
|                     | W          | D   | H     | Seat depth | Seat height |
| Dora Sofa - 79"     | 79"        | 33" | 27.5" | 24.5"      | 15.5"       |
| Dora Sofa - 94.5"   | 94.5"      | 33" | 27.5" | 24.5"      | 15.5"       |
| Dora Curved - 94.5" | 94.5"      | 40" | 27.5" | -          | 15.5"       |

### DORA ARMCHAIR

NUANS



- # 4.9 yd    73.2 sq.ft

|          | MSRP    |         |         |         |         |
|----------|---------|---------|---------|---------|---------|
|          | COM     | A       | B       | C       | LEATHER |
| Armchair | \$2,805 | \$3,030 | \$3,220 | \$3,735 | \$3,895 |

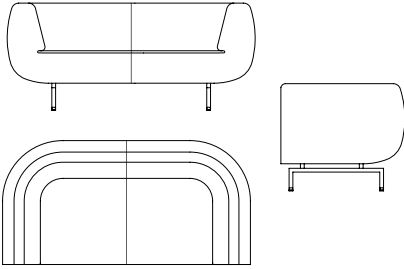
|          | DIMENSIONS |     |       |            |             |
|----------|------------|-----|-------|------------|-------------|
|          | W          | D   | H     | Seat depth | Seat height |
| Armchair | 33"        | 32" | 27.5" | 24.5"      | 15.5"       |

SOFA COLLECTION



**DURGU SOFA** DOUBLE

**B&T**



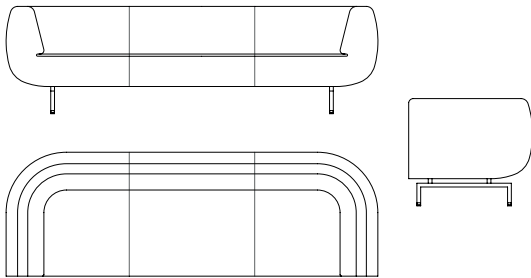
# 6 yd 🐾 97 sq.ft 📦 18 kg.

| MSRP      |         |         |              |
|-----------|---------|---------|--------------|
| COM/COL&A | B       | C       | Real Leather |
| \$7,105   | \$7,875 | \$8,510 | \$11,735     |

| DIMENSIONS |       |       |            |             |            |
|------------|-------|-------|------------|-------------|------------|
| W          | D     | H     | Seat depth | Seat height | Arm height |
| 35.6"      | 37.4" | 27.1" | 29.9"      | 16.5"       | 21.6"      |

**DURGU SOFA** TRIPLE

**B&T**



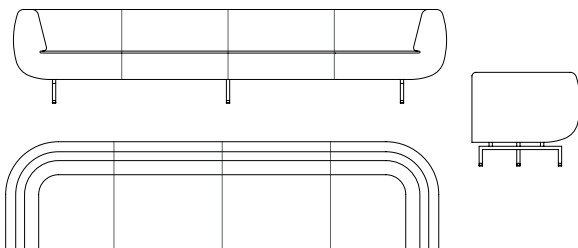
# 6 yd 🐾 97 sq.ft 📦 18 kg.

| MSRP      |          |          |              |
|-----------|----------|----------|--------------|
| COM/COL&A | B        | C        | Real Leather |
| \$9,330   | \$10,380 | \$11,250 | \$15,010     |

| DIMENSIONS |       |       |            |             |            |
|------------|-------|-------|------------|-------------|------------|
| W          | D     | H     | Seat depth | Seat height | Arm height |
| 35.6"      | 37.4" | 27.1" | 29.9"      | 16.5"       | 21.6"      |

**DURGU SOFA** FOUR SEATER

**B&T**



# 6 yd 🐾 97 sq.ft 📦 18 kg.

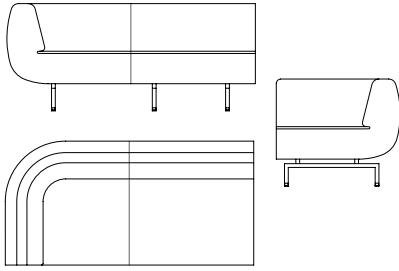
| MSRP      |          |          |              |
|-----------|----------|----------|--------------|
| COM/COL&A | B        | C        | Real Leather |
| \$11,645  | \$12,950 | \$14,030 | \$19,015     |

| DIMENSIONS |       |       |            |             |            |
|------------|-------|-------|------------|-------------|------------|
| W          | D     | H     | Seat depth | Seat height | Arm height |
| 35.6"      | 37.4" | 27.1" | 29.9"      | 16.5"       | 21.6"      |

# SOFA COLLECTION

## DURGU SOFA DAYBED LEFT

**B&T**



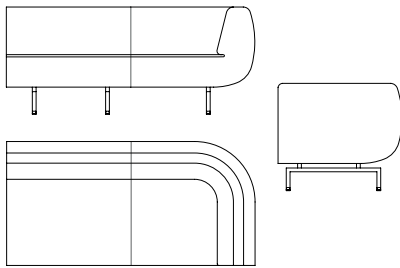
# 6 yd 🪞 97 sq.ft 📦 18 kg.

| MSRP      |         |         |              |
|-----------|---------|---------|--------------|
| COM/COL&A | B       | C       | Real Leather |
| \$6,315   | \$7,080 | \$7,715 | \$10,325     |

| DIMENSIONS |       |       |            |             |            |
|------------|-------|-------|------------|-------------|------------|
| W          | D     | H     | Seat depth | Seat height | Arm height |
| 35.6"      | 37.4" | 27.1" | 29.9"      | 16.5"       | 21.6"      |

## DURGU SOFA DAYBED RIGHT

**B&T**



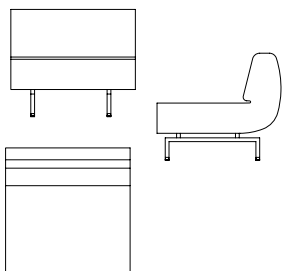
# 6 yd 🪞 97 sq.ft 📦 18 kg.

| MSRP      |         |         |              |
|-----------|---------|---------|--------------|
| COM/COL&A | B       | C       | Real Leather |
| \$6,315   | \$7,080 | \$7,715 | \$10,325     |

| DIMENSIONS |       |       |            |             |            |
|------------|-------|-------|------------|-------------|------------|
| W          | D     | H     | Seat depth | Seat height | Arm height |
| 35.6"      | 37.4" | 27.1" | 29.9"      | 16.5"       | 21.6"      |

## DURGU SOFA SINGLE

**B&T**



# 6 yd 🪞 97 sq.ft 📦 18 kg.

| MSRP    |         |         |              |
|---------|---------|---------|--------------|
| A       | B       | C       | Real Leather |
| \$3,320 | \$3,820 | \$4,235 | \$5,200      |

| DIMENSIONS |       |       |            |             |            |
|------------|-------|-------|------------|-------------|------------|
| W          | D     | H     | Seat depth | Seat height | Arm height |
| 35.6"      | 37.4" | 27.1" | 29.9"      | 16.5"       | 21.6"      |

## SOFA COLLECTION

### FOLD SOFA BED

B&T



#7.11 yd  
#14.22 yd

| MSRP   |           |         |         |
|--------|-----------|---------|---------|
|        | COM/COL&A | B       | C       |
| SINGLE | \$3,410   | \$3,975 | \$4,640 |
| DOUBLE | \$4,710   | \$5,800 | \$7,105 |

| DIMENSIONS |       |       |       |
|------------|-------|-------|-------|
|            | W     | D     | SH    |
| SINGLE     | 32.3" | 34.6" | 19.7" |
| DOUBLE     | 59"   | 34.6" | 19.7" |

### GO LARGE

B&T



#5.47 yd 86.11  
#8.75 yd 129.17 sq.ft  
#12.03 yd 193.75 sq.ft

| MSRP   |           |          |          |          |
|--------|-----------|----------|----------|----------|
|        | COM/COL&A | B        | C        | LEATHER  |
| SINGLE | \$4,800   | \$5,725  | \$6,825  | \$8,845  |
| DOUBLE | \$6,545   | \$8,020  | \$9,785  | \$12,485 |
| TRIPLE | \$9,125   | \$11,230 | \$13,750 | \$18,655 |

| DIMENSIONS |       |       |       |       |
|------------|-------|-------|-------|-------|
|            | W     | D     | H     | SH    |
| SINGLE     | 35.4" | 33.9" | 23.6" | 15.7" |
| DOUBLE     | 65.7" | 33.9" | 23.6" | 15.7" |
| TRIPLE     | 92.3" | 33.9" | 23.6" | 15.7" |

### JOS TWO-SEATER SETEE

BABEL D



| MSRP           |  |
|----------------|--|
| With Cushion   |  |
| <b>\$2,875</b> |  |

| DIMENSIONS |       |       |
|------------|-------|-------|
| W          | D     | H     |
| 50.4"      | 26.8" | 31.5" |

Cushion included in price.

### KANO TWO-SEATER SETEE

BABEL D



| MSRP           |              |
|----------------|--------------|
| Metal          | Cushion      |
| <b>\$2,495</b> | <b>\$405</b> |


  

| DIMENSIONS |       |       |
|------------|-------|-------|
| W          | D     | H     |
| 53.5"      | 25.2" | 28.3" |

## SOFA COLLECTION

### LED

B&T



- # 6 yd    🛏 86 sq.ft    📦 25 kg.
- # 7 yd    🛏 104 sq.ft    📦 35 kg.
- # 8 yd    🛏 121 sq.ft    📦 45 kg.
- # 2 yd    🛏 32 sq.ft    📦 25 kg.

| MSRP        |           |         |         |              |
|-------------|-----------|---------|---------|--------------|
|             | COM/COL&A | B       | C       | Real Leather |
| SINGLE      | \$3,220   | \$3,785 | \$4,255 | \$5,505      |
| DOUBLE      | \$4,620   | \$5,405 | \$6,050 | \$7,775      |
| TRIPLE      | \$5,580   | \$6,520 | \$7,300 | \$9,360      |
| POUF 165x55 | \$1,985   | \$2,300 | \$2,560 | \$3,135      |

| DIMENSIONS  |     |     |     |            |             |            |
|-------------|-----|-----|-----|------------|-------------|------------|
|             | W   | D   | H   | Seat depth | Seat height | Arm height |
| SINGLE      | 31" | 28" | 28" | 21"        | 16"         | 24"        |
| DOUBLE      | 52" | 28" | 28" | 21"        | 16"         | 24"        |
| TRIPLE      | 74" | 28" | 28" | 21"        | 16"         | 24"        |
| POUF 165x55 | 65" | 22" | 16" | 22"        | 16"         | -          |

### MABEL COMFORT

B&T



- # 7 yd    🛏 97 sq.ft    📦 23 kg.    SINGLE
- # 7 yd    🛏 97 sq.ft    📦 27 kg.    SINGLE ROUND BASE
- # 10 yd    🛏 146 sq.ft    📦 30 kg.    DOUBLE 167
- # 11 yd    🛏 162 sq.ft    📦 34 kg.    TRIPLE 197
- # 12 yd    🛏 178 sq.ft    📦 37 kg.    TRIPLE 227

| MSRP                   |           |         |         |              |
|------------------------|-----------|---------|---------|--------------|
|                        | COM/COL&A | B       | C       | Real Leather |
| SINGLE                 | \$3,665   | \$4,390 | \$4,975 | \$6,405      |
| SINGLE ROUND           | \$4,200   | \$5,895 | \$5,455 | \$6,815      |
| SINGLE ROUND TWO WINGS | \$4,940   | \$5,815 | \$6,550 | \$8,630      |
| DOUBLE 167             | \$5,990   | \$7,170 | \$8,145 | \$10,725     |
| TRIPLE 197             | \$6,755   | \$7,270 | \$7,785 | \$10,035     |
| TRIPLE 227             | \$7,235   | \$7,800 | \$8,365 | \$10,850     |

| DIMENSIONS        |       |     |     |            |             |            |
|-------------------|-------|-----|-----|------------|-------------|------------|
|                   | W     | D   | H   | Seat depth | Seat height | Arm height |
| SINGLE            | 39"   | 34" | 15" | 22"        | 15"         | 21"        |
| SINGLE ROUND BASE | 39"   | 34" | 15" | 22"        | 15"         | 21"        |
| DOUBLE 167        | 66"   | 34" | 15" | 22"        | 15"         | 21"        |
| TRIPLE 197        | 77.5" | 34" | 15" | 22"        | 15"         | 21"        |
| TRIPLE 227        | 89.5" | 34" | 15" | 22"        | 15"         | 21"        |

\*Standard prices are for the Mabel Sofas with one regular arm and one wing arm.  
 \*Arms are optional to change at all dimensions (Single - Double - Triple);  
 2 Wings - Right Wing - Left Wing - Without Wing

| WING MSRP |       |       |              |
|-----------|-------|-------|--------------|
| COM/COL&A | B     | C     | Real Leather |
| \$230     | \$290 | \$435 | \$645        |

Add price difference  
 difference for double wing arm / Subtract price difference for double regular flat arm from the table above.

## SOFA COLLECTION

**MELIK** TWO-SEATER SETEE

**BABEL D**



| MSRP           |     |      |
|----------------|-----|------|
| Metal          |     |      |
| <b>\$2,995</b> |     |      |
| DIMENSIONS     |     |      |
| W              | D   | H    |
| 55.9"          | 28" | 28,7 |

**MELIK** CUSHION

**BABEL D**



| MSRP          |  |
|---------------|--|
| CHAIR CUSHION |  |
| <b>\$405</b>  |  |

## SOFA COLLECTION



**MOON** MODULE 01 - CORNER 36.2"

**NUANS**

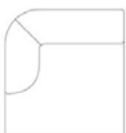


# 5.4 yd ✪ 80.7 sq.ft

| MSRP           |                |                |                |                |
|----------------|----------------|----------------|----------------|----------------|
| COM            | A              | B              | C              | Real Leather   |
| <b>\$2,910</b> | <b>\$3,150</b> | <b>\$3,350</b> | <b>\$3,890</b> | <b>\$4,055</b> |
| DIMENSIONS     |                |                |                |                |
| W              | D              | H              |                |                |
| 35.5"          | 35.5"          | 28.3"          |                |                |

**MOON** MODULE 02 - 1 SEATER LEFT SIDE

**NUANS**



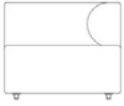
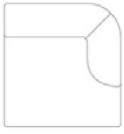
# 4.9 yd ✪ 73.2 sq.ft

| MSRP           |                |                |                |                |
|----------------|----------------|----------------|----------------|----------------|
| COM            | A              | B              | C              | Real Leather   |
| <b>\$2,755</b> | <b>\$2,965</b> | <b>\$3,150</b> | <b>\$3,635</b> | <b>\$3,785</b> |
| DIMENSIONS     |                |                |                |                |
| W              | D              | H              |                |                |
| 35.5"          | 35.5"          | 28.3"          |                |                |

# SOFA COLLECTION

## MOON MODULE 03 - 1 SEATER RIGHT SIDE

**NUANS**



#4.9 yd ✨73.2 sq.ft

### MSRP

| COM     | A       | B       | C       | Real Leather |
|---------|---------|---------|---------|--------------|
| \$2,755 | \$2,965 | \$3,150 | \$3,635 | \$3,785      |

### DIMENSIONS

| W     | D     | H     |
|-------|-------|-------|
| 35.5" | 35.5" | 28.3" |

## MOON MODULE 04 - 1 SEATER CENTER

**NUANS**



#3.8 yd ✨57 sq.ft

### MSRP

| COM     | A       | B       | C       | Real Leather |
|---------|---------|---------|---------|--------------|
| \$2,580 | \$2,745 | \$2,885 | \$3,260 | \$3,380      |

### DIMENSIONS

| W     | D     | H     |
|-------|-------|-------|
| 31.5" | 35.5" | 28.3" |

## MOON MODULE 05 - 1 SEATER CENTER

**NUANS**



#4.3 yd ✨64.5 sq.ft

### MSRP

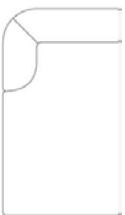
| COM     | A       | B       | C       | Real Leather |
|---------|---------|---------|---------|--------------|
| \$3,035 | \$3,220 | \$3,385 | \$3,815 | \$3,950      |

### DIMENSIONS

| W     | D     | H     |
|-------|-------|-------|
| 47.2" | 35.5" | 28.3" |

## MOON MODULE 06 - 1 SEATER LEFT LOUNGE

**NUANS**



#6.5 yd ✨96.8 sq.ft

### MSRP

| COM     | A       | B       | C       | Real Leather |
|---------|---------|---------|---------|--------------|
| \$3,505 | \$3,785 | \$4,030 | \$4,675 | \$4,880      |

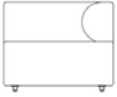

### DIMENSIONS

| W    | D   | H     |
|------|-----|-------|
| 35.5 | 61" | 28.3" |

# SOFA COLLECTION

## MOON MODULE 07 - SEATER RIGHT LOUNGE

**NUANS**



# 6.5 yd ✪ 96.8 sq.ft

### MSRP

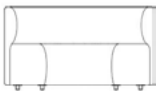
| COM     | A       | B       | C       | Real Leather |
|---------|---------|---------|---------|--------------|
| \$3,505 | \$3,785 | \$4,030 | \$4,675 | \$4,880      |

### DIMENSIONS

| W    | D   | H     |
|------|-----|-------|
| 35.5 | 61" | 28.3" |

## MOON MODULE 08 - CONCAVE 130 CM - 45°

**NUANS**



# 4.9 yd ✪ 73.2 sq.ft

### MSRP

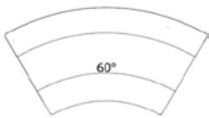
| COM     | A       | B       | C       | Real Leather |
|---------|---------|---------|---------|--------------|
| \$2,980 | \$3,190 | \$3,370 | \$3,855 | \$4,010      |

### DIMENSIONS

| W     | D     | H     |
|-------|-------|-------|
| 51.2" | 38.2" | 28.3" |

## MOON MODULE 09 - CONCAVE 200 CM - 60°

**NUANS**



# 6.5 yd ✪ 96.8 sq.ft

### MSRP

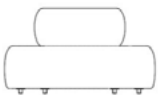
| COM     | A       | B       | C       | Real Leather |
|---------|---------|---------|---------|--------------|
| \$4,190 | \$4,475 | \$4,715 | \$5,365 | \$5,565      |

### DIMENSIONS

| W     | D     | H     |
|-------|-------|-------|
| 78.7" | 41.7" | 28.3" |

## MOON MODULE 10 - CONVEX 130 CM - 45°

**NUANS**



# 3.2 yd ✪ 48.4 sq.ft

### MSRP

| COM     | A       | B       | C       | Real Leather |
|---------|---------|---------|---------|--------------|
| \$3,040 | \$3,180 | \$3,305 | \$3,625 | \$3,725      |

### DIMENSIONS

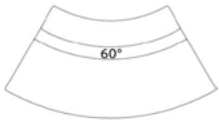
| W     | D     | H     |
|-------|-------|-------|
| 51.2" | 38.2" | 28.3" |



# SOFA COLLECTION

## MOON MODULE 11 - CONVEX 200 CM - 60°

**NUANS**



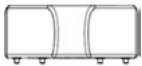
#6.5 yd ✪96.8 sq.ft

| MSRP    |         |         |         |              |
|---------|---------|---------|---------|--------------|
| COM     | A       | B       | C       | Real Leather |
| \$3,670 | \$3,955 | \$4,195 | \$4,840 | \$5,045      |

| DIMENSIONS |       |       |
|------------|-------|-------|
| W          | D     | H     |
| 78.7"      | 38.2" | 28.3" |

## MOON MODULE 12 - CENTER CONVEX - No BACK 90 CM - 45°

**NUANS**



#2.2 yd ✪32.3 sq.ft

|            | MSRP    |         |         |         |              |
|------------|---------|---------|---------|---------|--------------|
|            | COM     | A       | B       | C       | Real Leather |
| Upholstery | \$1,910 | \$2,005 | \$2,085 | \$2,300 | \$2,365      |
| W. Marble  | \$4,190 | \$4,285 | \$4,365 | \$4,580 | \$4,650      |
| W. Lacquer | \$3,170 | \$3,265 | \$3,345 | \$3,565 | \$3,630      |

| DIMENSIONS |       |       |
|------------|-------|-------|
| W          | D     | H     |
| 35.5"      | 36.2" | 15.7" |

## MOON MODULE 13 - QUARTER CONCAVE 170 CM - 90°

**NUANS**



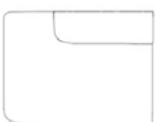
#3.8 yd ✪ 57sq.ft

| MSRP    |         |         |         |              |
|---------|---------|---------|---------|--------------|
| COM     | A       | B       | C       | Real Leather |
| \$3,400 | \$3,565 | \$3,705 | \$4,085 | \$4,200      |

| DIMENSIONS |       |       |
|------------|-------|-------|
| W          | D     | H     |
| 67"        | 39.4" | 28.3" |

## MOON MODULE 14 - 1,5 SEATER 120 CM OPEN END - LEFT

**NUANS**



#4.9 yd ✪73.2 sq.ft

| MSRP    |         |         |         |              |
|---------|---------|---------|---------|--------------|
| COM     | A       | B       | C       | Real Leather |
| \$3,130 | \$3,345 | \$3,525 | \$4,010 | \$4,160      |

| DIMENSIONS |       |       |
|------------|-------|-------|
| W          | D     | H     |
| 47.2"      | 36.2" | 28.3" |

# SOFA COLLECTION

## MOON MODULE 15 - 1,5 SEATER 120 CM OPEN END - RIGHT

**NUANS**



# 4.9 yd ✪ 73.2 sq.ft

### MSRP

| COM     | A       | B       | C       | Real Leather |
|---------|---------|---------|---------|--------------|
| \$3,130 | \$3,345 | \$3,525 | \$4,010 | \$4,160      |

### DIMENSIONS

| W     | D     | H     |
|-------|-------|-------|
| 47.2" | 36.2" | 28.3" |

## MOON MODULE 16 - CENTER - No BACK 80 CM

**NUANS**



# 1.6 yd ✪ 24.7 sq.ft

### MSRP

| COM     | A       | B       | C       | Real Leather |
|---------|---------|---------|---------|--------------|
| \$1,765 | \$1,840 | \$1,895 | \$2,060 | \$2,110      |

### DIMENSIONS

| W     | D     | H     |
|-------|-------|-------|
| 31.5" | 36.2" | 15.7" |

## MOON MODULE 17 - CENTER - No BACK 120 CM

**NUANS**



# 2.2 yd ✪ 32.3 sq.ft

### MSRP

| COM     | A       | B       | C       | Real Leather |
|---------|---------|---------|---------|--------------|
| \$2,285 | \$2,380 | \$2,460 | \$2,675 | \$2,740      |

### DIMENSIONS

| W     | D     | H     |
|-------|-------|-------|
| 47.2" | 36.2" | 15.7" |

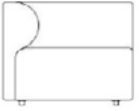
# SOFA COLLECTION

## MOON FLAT MODULE 1

**NUANS**



| MSRP    |         |         |         |              |
|---------|---------|---------|---------|--------------|
| COM     | A       | B       | C       | Real Leather |
| \$2,840 | \$3,070 | \$3,265 | \$3,790 | \$3,955      |

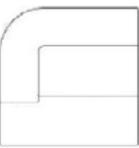


| DIMENSIONS |       |       |
|------------|-------|-------|
| W          | D     | H     |
| 35.4"      | 35.4" | 28.3" |

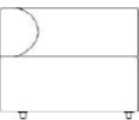
# 5.5 yd ✨ 80.7 sq.ft

## MOON FLAT MODULE 2

**NUANS**



| MSRP    |         |         |         |              |
|---------|---------|---------|---------|--------------|
| COM     | A       | B       | C       | Real Leather |
| \$2,685 | \$2,890 | \$3,070 | \$3,540 | \$3,690      |

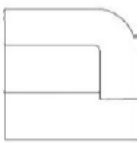


| DIMENSIONS |       |       |
|------------|-------|-------|
| W          | D     | H     |
| 35.4"      | 35.4" | 28.3" |

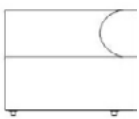
# 4.9 yd ✨ 73.2 sq.ft

## MOON FLAT MODULE 3

**NUANS**



| MSRP    |         |         |         |              |
|---------|---------|---------|---------|--------------|
| COM     | A       | B       | C       | Real Leather |
| \$2,685 | \$2,890 | \$3,070 | \$3,540 | \$3,690      |

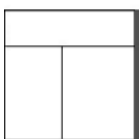


| DIMENSIONS |       |       |
|------------|-------|-------|
| W          | D     | H     |
| 35.4"      | 35.4" | 28.3" |

# 4.9 yd ✨ 73.2 sq.ft

## MOON FLAT MODULE 4

**NUANS**



| MSRP    |         |         |         |              |
|---------|---------|---------|---------|--------------|
| COM     | A       | B       | C       | Real Leather |
| \$2,760 | \$2,930 | \$3,075 | \$3,465 | \$3,585      |



| DIMENSIONS |       |       |
|------------|-------|-------|
| W          | D     | H     |
| 35.4"      | 35.4" | 28.3" |

# 4 yd ✨ 60 sq.ft

# SOFA COLLECTION

## MOON FLAT MODULE 5

**NUANS**



#4.4 yd 64.6 sq.ft

### MSRP

| COM     | A       | B       | C       | Real Leather |
|---------|---------|---------|---------|--------------|
| \$2,955 | \$3,140 | \$3,295 | \$3,715 | \$3,850      |

### DIMENSIONS

| W   | D     | H     |
|-----|-------|-------|
| 47" | 35.4" | 28.3" |

## MOON FLAT MODULE 6

**NUANS**



#2.2 yd 32.3 sq.ft

### MSRP

| COM     | A       | B       | C       | Real Leather |
|---------|---------|---------|---------|--------------|
| \$1,905 | \$1,995 | \$2,075 | \$2,285 | \$2,350      |

### DIMENSIONS

| W     | D     | H     |
|-------|-------|-------|
| 35.4" | 35.4" | 16.5" |

## MOON FLAT MODULE 7

**NUANS**



#2.4 yd 35.5 sq.ft

### MSRP


| COM     | A       | B       | C       | Real Leather |
|---------|---------|---------|---------|--------------|
| \$2,230 | \$2,330 | \$2,420 | \$2,650 | \$2,725      |

### DIMENSIONS

| W     | D     | H     |
|-------|-------|-------|
| 47.2" | 35.4" | 16.5" |

## MOON FLAT MODULE 8

**NUANS**



#2.2 yd 32.3 sq.ft

### MSRP

| COM     | A       | B       | C       | Real Leather |
|---------|---------|---------|---------|--------------|
| \$1,905 | \$1,995 | \$2,075 | \$2,285 | \$2,350      |

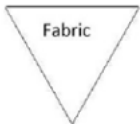
### DIMENSIONS

| W     | D     | H     |
|-------|-------|-------|
| 35.4" | 35.4" | 16.5" |

# SOFA COLLECTION

## MOON FLAT MODULE 9 UPHOLSTERY

**NUANS**



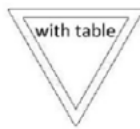
| MSRP    |         |         |         |              |
|---------|---------|---------|---------|--------------|
| COM     | A       | B       | C       | Real Leather |
| \$1,860 | \$1,955 | \$2,030 | \$2,240 | \$2,305      |

| DIMENSIONS |       |       |
|------------|-------|-------|
| W          | D     | H     |
| 35.4"      | 35.4" | 16.5" |

# 2.2 yd    ✧ 32.3 sq.ft

## MOON FLAT MODULE 9 WITH MARBLE

**NUANS**



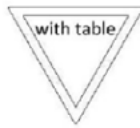
| MSRP    |         |         |         |              |
|---------|---------|---------|---------|--------------|
| COM     | A       | B       | C       | Real Leather |
| \$4,485 | \$4,575 | \$4,655 | \$4,865 | \$4,935      |

| DIMENSIONS |       |       |
|------------|-------|-------|
| W          | D     | H     |
| 35.4"      | 35.4" | 16.5" |

# 2.2 yd    ✧ 32.3 sq.ft

## MOON FLAT MODULE 9 WITH LACQUER

**NUANS**



| MSRP    |         |         |         |              |
|---------|---------|---------|---------|--------------|
| COM     | A       | B       | C       | Real Leather |
| \$3,395 | \$3,485 | \$3,565 | \$3,775 | \$3,840      |

| DIMENSIONS |       |       |
|------------|-------|-------|
| W          | D     | H     |
| 35.4"      | 35.4" | 16.5" |

# 2.2 yd    ✧ 32.3 sq.ft

## MOON FLAT MODULE 10 UPHOLSTERY

**NUANS**



| MSRP    |         |         |         |              |
|---------|---------|---------|---------|--------------|
| COM     | A       | B       | C       | Real Leather |
| \$1,860 | \$1,955 | \$2,030 | \$2,240 | \$2,305      |

| DIMENSIONS |       |       |
|------------|-------|-------|
| W          | D     | H     |
| 35.4"      | 36.2" | 16.5" |

# 2.2 yd    ✧ 32.3 sq.ft

## SOFA COLLECTION

### MOON FLAT MODULE 10 WITH MARBLE

**NUANS**



| MSRP    |         |         |         |              |
|---------|---------|---------|---------|--------------|
| COM     | A       | B       | C       | Real Leather |
| \$4,085 | \$4,175 | \$4,255 | \$4,465 | \$4,530      |

| DIMENSIONS |       |       |
|------------|-------|-------|
| W          | D     | H     |
| 35.4"      | 36.2" | 16.5" |

#2.2 yd ✨32.3 sq.ft

### MOON FLAT MODULE 10 WITH LACQUER

**NUANS**



| MSRP    |         |         |         |              |
|---------|---------|---------|---------|--------------|
| COM     | A       | B       | C       | Real Leather |
| \$3,090 | \$3,185 | \$3,260 | \$3,475 | \$3,535      |

| DIMENSIONS |       |       |
|------------|-------|-------|
| W          | D     | H     |
| 35.4"      | 36.2" | 16.5" |

#2.2 yd ✨32.3 sq.ft

### MOON FLAT MODULE 11

**NUANS**



| MSRP    |         |         |         |              |
|---------|---------|---------|---------|--------------|
| COM     | A       | B       | C       | Real Leather |
| \$2,905 | \$3,110 | \$3,285 | \$3,760 | \$3,905      |

| DIMENSIONS |       |       |
|------------|-------|-------|
| W          | D     | H     |
| 51.2"      | 37.8" | 28.3" |

#2.2 yd ✨32.3 sq.ft

### MOON FLAT MODULE 12

**NUANS**



| MSRP    |         |         |         |              |
|---------|---------|---------|---------|--------------|
| COM     | A       | B       | C       | Real Leather |
| \$3,015 | \$3,220 | \$3,395 | \$3,870 | \$4,015      |

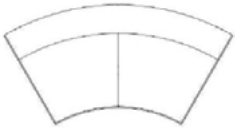
| DIMENSIONS |       |       |
|------------|-------|-------|
| W          | D     | H     |
| 51.2"      | 37.8" | 28.3" |

#2.4 yd ✨35.5 sq.ft

## SOFA COLLECTION

### MOON FLAT MODULE 13

**NUANS**



#2.2 yd ✨32.3 sq.ft

| MSRP    |         |         |         |              |
|---------|---------|---------|---------|--------------|
| COM     | A       | B       | C       | Real Leather |
| \$4,085 | \$4,360 | \$4,595 | \$5,225 | \$5,425      |

| DIMENSIONS |     |       |
|------------|-----|-------|
| W          | D   | H     |
| 78.7"      | 41" | 28.3" |

### MOON FLAT MODULE 14

**NUANS**



#2.2 yd ✨32.3 sq.ft

| MSRP    |         |         |         |              |
|---------|---------|---------|---------|--------------|
| COM     | A       | B       | C       | Real Leather |
| \$3,575 | \$3,855 | \$4,090 | \$4,720 | \$4,915      |

| DIMENSIONS |     |       |
|------------|-----|-------|
| W          | D   | H     |
| 78.7"      | 41" | 28.3" |

### MOON FLAT MODULE 15

**NUANS**



#2.2 yd ✨32.3 sq.ft

| MSRP    |         |         |         |              |
|---------|---------|---------|---------|--------------|
| COM     | A       | B       | C       | Real Leather |
| \$3,315 | \$3,475 | \$3,615 | \$3,980 | \$4,095      |

| DIMENSIONS |       |       |
|------------|-------|-------|
| W          | D     | H     |
| 67"        | 38.6" | 28.3" |

# MORPH

B&T



- # 5 yd    🏠 111 sq.ft    📦 35 kg.    SINGLE
- # 6 yd    🏠 151 sq.ft    📦 45 kg.    DOUBLE
- # 7 yd    🏠 173 sq.ft    📦 55 kg.    TRIPLE
- # 9 yd    🏠 211 sq.ft    📦 66 kg.    FOUR SEATER

## MSRP

|             | COM/COL&A | B        | C        | Real Leather |
|-------------|-----------|----------|----------|--------------|
| SINGLE      | \$4,610   | \$5,180  | \$6,650  | \$10,705     |
| DOUBLE      | \$6,735   | \$7,515  | \$8,160  | \$13,560     |
| TRIPLE      | \$9,220   | \$10,230 | \$11,065 | \$17,265     |
| FOUR SEATER | \$11,380  | \$12,725 | \$13,840 | \$20,715     |

## DIMENSIONS

|             | W    | D   | H     | Seat depth | Seat height | Arm height |
|-------------|------|-----|-------|------------|-------------|------------|
| SINGLE      | 47"  | 32" | 27.5" | 22"        | 15"         | 20"        |
| DOUBLE      | 75"  | 32" | 27.5" | 22"        | 15"         | 20"        |
| TRIPLE      | 98"  | 32" | 27.5" | 22"        | 15"         | 20"        |
| FOUR SEATER | 124" | 32" | 27.5" | 22"        | 15"         | 20"        |

# MOST

B&T



- # 5 yd    🏠 111 sq.ft    📦 25 kg.    SINGLE
- # 7 yd    🏠 149 sq.ft    📦 40 kg.    DOUBLE
- # 9 yd    🏠 211 sq.ft    📦 55 kg.    TRIPLE

## MSRP

|        | COM/COL&A | B       | C       | Real Leather |
|--------|-----------|---------|---------|--------------|
| SINGLE | \$3,745   | \$4,395 | \$4,940 | \$8,265      |
| DOUBLE | \$6,030   | \$7,065 | \$7,925 | \$13,235     |
| TRIPLE | \$7,235   | \$8,360 | \$9,295 | \$14,995     |

## DIMENSIONS

|        | W     | D   | H   | Seat depth | Seat height | Arm height |
|--------|-------|-----|-----|------------|-------------|------------|
| SINGLE | 41"   | 38" | 27" | 25"        | 15"         | 19"        |
| DOUBLE | 66"   | 38" | 27" | 25"        | 15"         | 19"        |
| TRIPLE | 90.5" | 38" | 27" | 25"        | 15"         | 19"        |



# SOFA COLLECTION

## BAND

## NUANS



- # 7.11 yd 18.30 sq.ft
- # 7.66 yd 21.53 sq.ft
- # 8.20 yd 21.53 sq.ft

| MSRP      |         |         |         |
|-----------|---------|---------|---------|
| COM/COL&A | B       | C       | LEATHER |
| \$5,065   | \$5,365 | \$6,165 | \$6,415 |
| \$5,255   | \$5,575 | \$6,440 | \$6,710 |
| \$5,410   | \$5,755 | \$6,680 | \$6,970 |


  

| DIMENSIONS |       |       |
|------------|-------|-------|
| W          | D     | SH    |
| 70.8"      | 35.8" | 29.1" |
| 82.6"      | 35.8" | 29.1" |
| 94"        | 35.8" | 29.1" |

## PICK

## SINGLE

## B&T



- # 8 yd 108 sq.ft 18 kg.

| MSRP      |         |         |              |
|-----------|---------|---------|--------------|
| COM/COL&A | B       | C       | Real Leather |
| \$4,295   | \$5,080 | \$5,730 | \$7,180      |


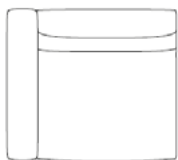
  

| DIMENSIONS |     |       |            |             |            |
|------------|-----|-------|------------|-------------|------------|
| W          | D   | H     | Seat depth | Seat height | Arm height |
| 46"        | 35" | 27.5" | 25.5"      | 16"         | 27.5"      |

## PICK

## ARM (L/R)

## B&T



- # 6 yd 91 sq.ft 17 kg.
- # 7 yd 107 sq.ft 19 kg.


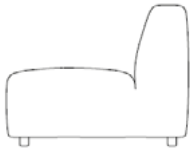
| MSRP |           |         |         |              |
|------|-----------|---------|---------|--------------|
|      | COM/COL&A | B       | C       | Real Leather |
| 100  | \$3,595   | \$4,240 | \$4,775 | \$5,970      |
| 120  | \$4,200   | \$4,955 | \$5,580 | \$6,980      |

| DIMENSIONS |     |       |            |             |            |
|------------|-----|-------|------------|-------------|------------|
| W          | D   | H     | Seat depth | Seat height | Arm height |
| 39"        | 35" | 27.5" | 25.5"      | 16"         | 27"        |
| 47"        | 35" | 27.5" | 25.5"      | 16"         | 27"        |

# SOFA COLLECTION

**PICK** MID **B&T**



- # 5 yd 75 sq.ft 16 kg.
- # 6 yd 80 sq.ft 18 kg.
- # 7 yd 91 sq.ft 18 kg.
- # 8 yd 107 sq.ft 18 kg.

| MSRP |           |         |         |              |
|------|-----------|---------|---------|--------------|
|      | COM/COL&A | B       | C       | Real Leather |
| 33   | \$2,945   | \$3,300 | \$3,595 | \$4,250      |
| 40.5 | \$3,160   | \$3,570 | \$3,915 | \$4,665      |
| 51   | \$3,325   | \$3,810 | \$4,210 | \$5,095      |
| 59   | \$3,765   | \$4,315 | \$4,770 | \$5,800      |

| DIMENSIONS |     |       |            |             |            |
|------------|-----|-------|------------|-------------|------------|
| W          | D   | H     | Seat depth | Seat height | Arm height |
| 33"        | 35" | 27.5" | 25.5"      | 16"         | -          |
| 40.5"      | 35" | 27.5" | 25.5"      | 16"         | -          |
| 51"        | 35" | 27.5" | 25.5"      | 16"         | -          |
| 59"        | 35" | 27.5" | 25.5"      | 16"         | -          |

**PICK** CORNER **B&T**

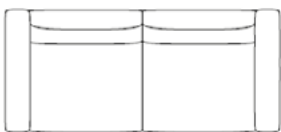
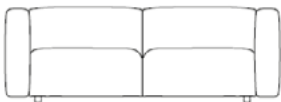


- # 10 yd 140 sq.ft 35 kg.
- # 17 yd 180 sq.ft 35 kg.

| MSRP      |         |         |              |
|-----------|---------|---------|--------------|
| COM/COL&A | B       | C       | Real Leather |
| \$3,445   | \$3,920 | \$4,310 | \$5,175      |

| DIMENSIONS |       |       |            |             |            |
|------------|-------|-------|------------|-------------|------------|
| W          | D     | H     | Seat depth | Seat height | Arm height |
| 35.5"      | 35.5" | 27.5" | 20.8"      | 15.7"       | 27"        |

**PICK** LOUNGE(L/R) **B&T**



- # 10 yd 140 sq.ft 35 kg.
- # 10 yd 140 sq.ft 35 kg.

| MSRP |           |         |         |              |
|------|-----------|---------|---------|--------------|
|      | COM/COL&A | B       | C       | Real Leather |
| 39   | \$4,810   | \$5,525 | \$6,120 | \$7,480      |
| 47   | \$5,160   | \$6,015 | \$6,720 | \$8,280      |

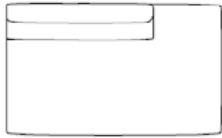
| DIMENSIONS |     |       |            |             |            |
|------------|-----|-------|------------|-------------|------------|
| W          | D   | H     | Seat depth | Seat height | Arm height |
| 39"        | 63" | 27.5" | 53"        | 19"         | 27"        |
| 47"        | 63" | 27.5" | 53"        | 19"         | 27"        |

## SOFA COLLECTION

PICK

HALF BACK (L/R)

B&T



# 9 yd 124 sq.ft 19 kg.

# 9 yd 129 sq.ft 18 kg.

| MSRP |           |         |         |              |
|------|-----------|---------|---------|--------------|
|      | COM/COL&A | B       | C       | Real Leather |
| 51   | \$3,675   | \$4,235 | \$4,690 | \$5,710      |
| 59   | \$4,005   | \$4,625 | \$5,140 | \$6,275      |

| DIMENSIONS |     |       |            |             |            |
|------------|-----|-------|------------|-------------|------------|
| W          | D   | H     | Seat depth | Seat height | Arm height |
| 51"        | 35" | 27.5" | 25.5"      | 16"         | -          |
| 59"        | 35" | 27.5" | 25.5"      | 16"         | -          |

PICK

POUF

B&T



# 3 yd 32 sq.ft 19 kg.

# 4 yd 54 sq.ft 18 kg.

| MSRP  |           |          |          |              |
|-------|-----------|----------|----------|--------------|
|       | COM/COL&A | B        | C        | Real Leather |
| 35X35 | \$ 1,745  | \$ 2,005 | \$ 2,220 | \$ 2,690     |
| 65X28 | \$ 2,415  | \$ 2,740 | \$ 3,010 | \$ 3,605     |

| DIMENSIONS |     |     |            |             |            |
|------------|-----|-----|------------|-------------|------------|
| W          | D   | H   | Seat depth | Seat height | Arm height |
| 35"        | 35" | 16" | 35"        | 16"         | -          |
| 65"        | 28" | 16" | 28"        | 16"         | -          |

## SOFA COLLECTION

PICK



PICK

DOUBLE 200

B&T



# 13 yd 183 sq.ft 36 kg.

| MSRP |           |         |         |              |
|------|-----------|---------|---------|--------------|
|      | COM/COL&A | B       | C       | Real Leather |
|      | \$7,190   | \$8,485 | \$9,550 | \$11,945     |

| DIMENSIONS |     |       |
|------------|-----|-------|
| W          | D   | H     |
| 79"        | 35" | 27.5" |

**PICK**

DOUBLE 240

**B&T**



| MSRP      |         |          |              |
|-----------|---------|----------|--------------|
| COM/COL&A | B       | C        | Real Leather |
| \$8,405   | \$9,910 | \$11,160 | \$13,960     |

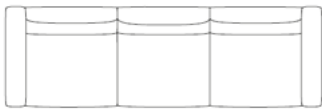
| DIMENSIONS |     |       |
|------------|-----|-------|
| W          | D   | H     |
| 94"        | 35" | 27.5" |

# 15 yd 📐 215 sq.ft 📦 40 kg.

**PICK**

TRIPLE 283

**B&T**



| MSRP      |          |          |              |
|-----------|----------|----------|--------------|
| COM/COL&A | B        | C        | Real Leather |
| \$10,135  | \$11,780 | \$13,145 | \$16,190     |

| DIMENSIONS |     |       |
|------------|-----|-------|
| W          | D   | H     |
| 111"       | 35" | 27.5" |

# 18 yd 📐 258 sq.ft 📦 44 kg.

**PICK**

TRIPLE 343

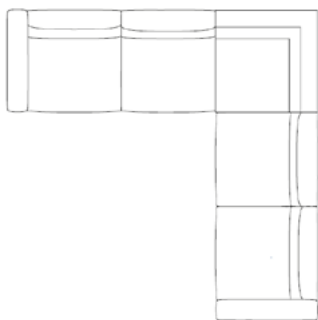
**B&T**



| MSRP      |          |          |              |
|-----------|----------|----------|--------------|
| COM/COL&A | B        | C        | Real Leather |
| \$11,565  | \$13,485 | \$15,075 | \$18,625     |

| DIMENSIONS |     |       |
|------------|-----|-------|
| W          | D   | H     |
| 135"       | 35" | 27.5" |

# 21 yd 📐 296 sq.ft 📦 50 kg.

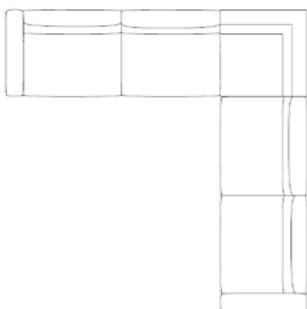


| MSRP      |          |          |              |
|-----------|----------|----------|--------------|
| COM/COL&A | B        | C        | Real Leather |
| \$16,530  | \$19,005 | \$21,955 | \$25,620     |

| DIMENSIONS |      |       |
|------------|------|-------|
| W          | D    | H     |
| 107"       | 107" | 27.5" |

# 30 yd    425 sq.ft    84 kg.

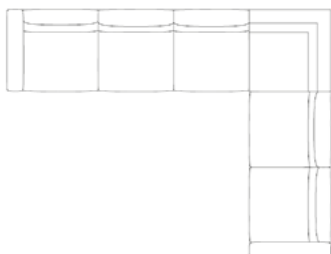


| MSRP      |          |          |              |
|-----------|----------|----------|--------------|
| COM/COL&A | B        | C        | Real Leather |
| \$18,175  | \$20,975 | \$24,320 | \$28,465     |

| DIMENSIONS |      |       |
|------------|------|-------|
| W          | D    | H     |
| 123"       | 123" | 27.5" |

# 33 yd    468 sq.ft    92 kg.



| MSRP      |          |          |              |
|-----------|----------|----------|--------------|
| COM/COL&A | B        | C        | Real Leather |
| \$19,475  | \$22,545 | \$28,385 | \$29,870     |

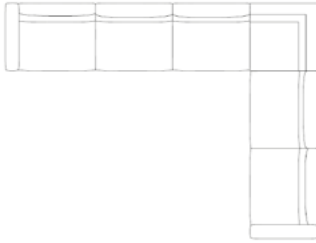
| DIMENSIONS |      |       |
|------------|------|-------|
| W          | D    | H     |
| 140"       | 107" | 27.5" |

# 36 yd    500 sq.ft    100 kg.

PICK

PLAN 04

B&T



| MSRP      |          |          |              |
|-----------|----------|----------|--------------|
| COM/COL&A | B        | C        | Real Leather |
| \$21,335  | \$24,545 | \$28,385 | \$33,130     |

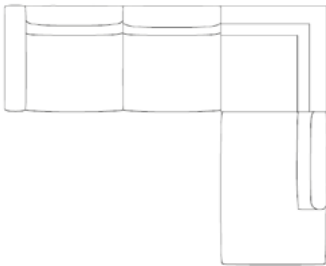
| DIMENSIONS |      |       |
|------------|------|-------|
| W          | D    | H     |
| 164"       | 123" | 27.5" |

# 40 yd    \* 548 sq.ft    ♡ 110 kg.

PICK

PLAN 05

B&T



| MSRP      |          |          |              |
|-----------|----------|----------|--------------|
| COM/COL&A | B        | C        | Real Leather |
| \$13,665  | \$15,695 | \$18,115 | \$21,110     |

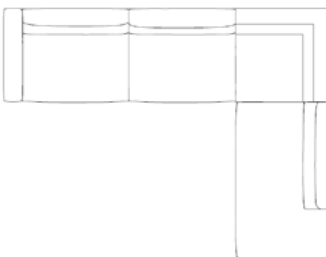
| DIMENSIONS |     |       |
|------------|-----|-------|
| W          | D   | H     |
| 107"       | 87" | 27.5" |

# 29 yd    \* 382 sq.ft    ♡ 70 kg.

PICK

PLAN 06

B&T



| MSRP      |          |          |              |
|-----------|----------|----------|--------------|
| COM/COL&A | B        | C        | Real Leather |
| \$14,815  | \$17,070 | \$19,770 | \$23,100     |

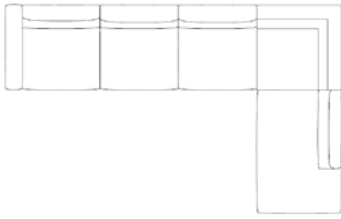
| DIMENSIONS |     |       |
|------------|-----|-------|
| W          | D   | H     |
| 123"       | 94" | 27.5" |

# 30 yd    \* 409 sq.ft    ♡ 73 kg.

PICK

PLAN 07

B&T



| MSRP      |          |          |              |
|-----------|----------|----------|--------------|
| COM/COL&A | B        | C        | Real Leather |
| \$16,610  | \$18,995 | \$21,845 | \$25,360     |

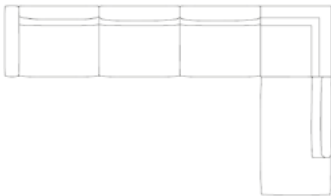
| DIMENSIONS |     |       |
|------------|-----|-------|
| W          | D   | H     |
| 140"       | 87" | 27.5" |

# 33 yd 457 sq.ft 86 kg.

PICK

PLAN 08

B&T



| MSRP      |          |          |              |
|-----------|----------|----------|--------------|
| COM/COL&A | B        | C        | Real Leather |
| \$17,975  | \$20,645 | \$23,830 | \$27,765     |

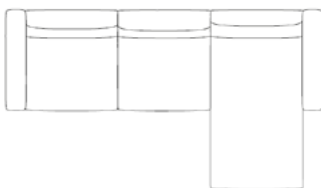
| DIMENSIONS |     |       |
|------------|-----|-------|
| W          | D   | H     |
| 164"       | 94" | 27.5" |

# 35 yd 489 sq.ft 91 kg.

PICK

PLAN 09

B&T



| MSRP      |          |          |              |
|-----------|----------|----------|--------------|
| COM/COL&A | B        | C        | Real Leather |
| \$11,350  | \$13,070 | \$15,125 | \$17,705     |

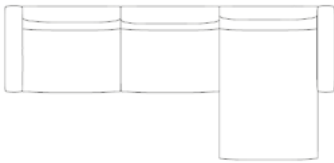
| DIMENSIONS |     |       |
|------------|-----|-------|
| W          | D   | H     |
| 111"       | 63" | 27.5" |

# 21 yd 306 sq.ft 68 kg.

PICK

PLAN 10

B&T



# 24 yd 📐 339 sq.ft 📦 82 kg.

| MSRP      |          |          |              |
|-----------|----------|----------|--------------|
| COM/COL&A | B        | C        | Real Leather |
| \$12,525  | \$14,545 | \$16,955 | \$19,925     |

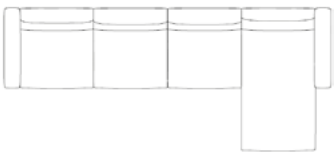
  

| DIMENSIONS |     |       |
|------------|-----|-------|
| W          | D   | H     |
| 135"       | 63" | 27.5" |

PICK

PLAN 11

B&T



# 27 yd 📐 382 sq.ft 📦 84 kg.

| MSRP      |          |          |              |
|-----------|----------|----------|--------------|
| COM/COL&A | B        | C        | Real Leather |
| \$14,295  | \$16,370 | \$18,850 | \$21,955     |

| DIMENSIONS |     |       |
|------------|-----|-------|
| W          | D   | H     |
| 144"       | 63" | 27.5" |



PICK

PLAN 12

B&T



| MSRP      |          |          |              |
|-----------|----------|----------|--------------|
| COM/COL&A | B        | C        | Real Leather |
| \$15,690  | \$18,115 | \$21,015 | \$24,590     |

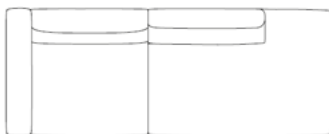
| DIMENSIONS |     |       |
|------------|-----|-------|
| W          | D   | H     |
| 175.5"     | 63" | 27.5" |

# 30 yd   # 419 sq.ft   # 100 kg.

PICK

PLAN 13

B&T



| MSRP      |         |         |              |
|-----------|---------|---------|--------------|
| COM/COL&A | B       | C       | Real Leather |
| \$7,275   | \$8,475 | \$9,905 | \$11,685     |

| DIMENSIONS |     |       |
|------------|-----|-------|
| W          | D   | H     |
| 90.535"    | 87" | 27.5" |

# 15 yd   # 215 sq.ft   # 36 kg.



# 17 yd 236 sq.ft 37 kg.

| MSRP      |         |          |              |
|-----------|---------|----------|--------------|
| COM/COL&A | B       | C        | Real Leather |
| \$8,205   | \$9,580 | \$11,225 | \$13,255     |

| DIMENSIONS |     |       |
|------------|-----|-------|
| W          | D   | H     |
| 106"       | 35" | 27.5" |



# 21 yd 290 sq.ft 52 kg.

| MSRP      |          |          |              |
|-----------|----------|----------|--------------|
| COM/COL&A | B        | C        | Real Leather |
| \$10,220  | \$11,775 | \$13,635 | \$15,935     |

| DIMENSIONS |     |       |
|------------|-----|-------|
| W          | D   | H     |
| 123"       | 35" | 27.5" |



# 23 yd 317 sq.ft 55 kg.

| MSRP      |          |          |              |
|-----------|----------|----------|--------------|
| COM/COL&A | B        | C        | Real Leather |
| \$11,370  | \$13,150 | \$15,285 | \$17,920     |

| DIMENSIONS |     |       |
|------------|-----|-------|
| W          | D   | H     |
| 147"       | 35" | 27.5" |



# 24 yd 🐾 339 sq.ft 🛒 56 kg.

| MSRP      |          |          |              |
|-----------|----------|----------|--------------|
| COM/COL&A | B        | C        | Real Leather |
| \$10,680  | \$12,280 | \$14,185 | \$16,520     |

| DIMENSIONS |     |       |
|------------|-----|-------|
| W          | D   | H     |
| 153.5"     | 35" | 27.5" |

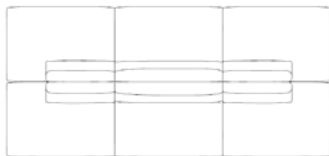


# 26 yd 🐾 365 sq.ft 🛒 54 kg.

| MSRP      |          |          |              |
|-----------|----------|----------|--------------|
| COM/COL&A | B        | C        | Real Leather |
| \$11,775  | \$13,565 | \$15,710 | \$18,355     |

| DIMENSIONS |     |       |
|------------|-----|-------|
| W          | D   | H     |
| 177"       | 35" | 27.5" |

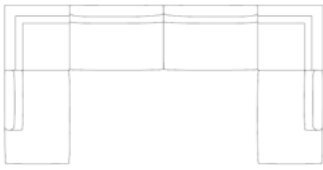


# 48 yd 🐾 678 sq.ft 🛒 112 kg.

| MSRP      |          |          |              |
|-----------|----------|----------|--------------|
| COM/COL&A | B        | C        | Real Leather |
| \$21,365  | \$24,565 | \$28,370 | \$33,045     |

| DIMENSIONS |     |       |
|------------|-----|-------|
| W          | D   | H     |
| 153.5"     | 71" | 27.5" |

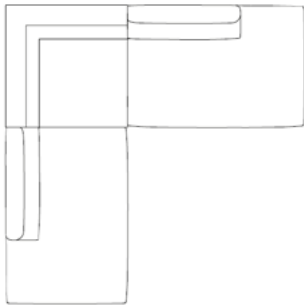


# 43 yd 613 sq.ft 108 kg.

| MSRP      |          |          |              |
|-----------|----------|----------|--------------|
| COM/COL&A | B        | C        | Real Leather |
| \$20,900  | \$23,935 | \$27,540 | \$31,975     |

| DIMENSIONS |     |       |
|------------|-----|-------|
| W          | D   | H     |
| 173"       | 87" | 27.5" |

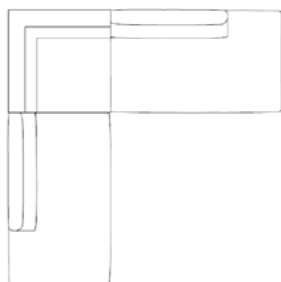


# 24 yd 339 sq.ft 56 kg.

| MSRP      |          |          |              |
|-----------|----------|----------|--------------|
| COM/COL&A | B        | C        | Real Leather |
| \$10,800  | \$12,390 | \$14,275 | \$16,600     |

| DIMENSIONS |     |       |
|------------|-----|-------|
| W          | D   | H     |
| 87"        | 87" | 27.5" |



# 23 yd 349 sq.ft 54 kg.

| MSRP      |          |          |              |
|-----------|----------|----------|--------------|
| COM/COL&A | B        | C        | Real Leather |
| \$11,455  | \$13,170 | \$15,215 | \$17,730     |

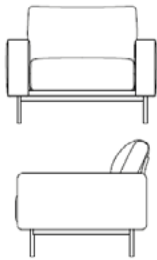
  

| DIMENSIONS |     |       |
|------------|-----|-------|
| W          | D   | H     |
| 94"        | 94" | 27.5" |

# SOFA COLLECTION



**PIU SOFA** SINGLE **B&T**



| MSRP      |         |         |              |
|-----------|---------|---------|--------------|
| COM/COL&A | B       | C       | Real Leather |
| \$4,220   | \$5,155 | \$5,935 | \$7,995      |

| DIMENSIONS |     |     |            |             |
|------------|-----|-----|------------|-------------|
| W          | D   | H   | Seat depth | Seat height |
| 37"        | 33" | 29" | 24"        | 16"         |

# 8 yd 🏠 113 sq.ft 📦 35 kg.

**PIU SOFA** DOUBLE **B&T**

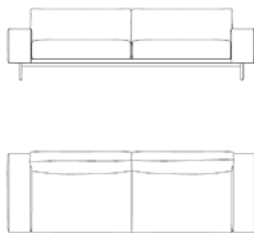


| MSRP      |         |         |              |
|-----------|---------|---------|--------------|
| COM/COL&A | B       | C       | Real Leather |
| \$6,355   | \$7,700 | \$8,815 | \$11,760     |

| DIMENSIONS |     |     |            |             |            |
|------------|-----|-----|------------|-------------|------------|
| W          | D   | H   | Seat depth | Seat height | Arm height |
| 71"        | 33" | 29" | 24"        | 16"         | 21"        |

# 10 yd 🏠 145 sq.ft 📦 45 kg.

**PIU SOFA** TRIPLE **B&T**



| MSRP |           |          |          |              |
|------|-----------|----------|----------|--------------|
|      | COM/COL&A | B        | C        | Real Leather |
| 76   | \$7,395   | \$9,150  | \$10,605 | \$14,455     |
| 98   | \$8,385   | \$10,310 | \$11,950 | \$16,290     |

| DIMENSIONS |     |     |     |            |             |            |
|------------|-----|-----|-----|------------|-------------|------------|
|            | W   | D   | H   | Seat depth | Seat height | Arm height |
| 76         | 87" | 33" | 29" | 24"        | 16"         | 21"        |
| 98         | 98  | 33" | 29" | 24"        | 16"         | 21"        |

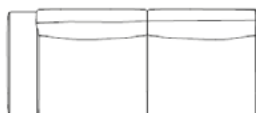
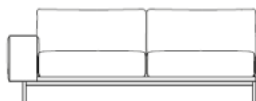
# 13 yd 🏠 193 sq.ft 📦 55 kg.

# SOFA COLLECTION

## PIU SOFA

MID (R/L)

B&T



- # 7 yd 101 sq.ft 40 kg.
- # 9 yd 137 sq.ft 45 kg.
- # 10 yd 145 sq.ft 50 kg.
- # 14 yd 201 sq.ft 55 kg.

### MSRP

|      | COM/COL&A | B       | C        | Real Leather |
|------|-----------|---------|----------|--------------|
| 49   | \$4,490   | \$5,370 | \$6,100  | \$8,050      |
| 61   | \$5,540   | \$6,765 | \$7,785  | \$10,485     |
| 77   | \$6,320   | \$7,650 | \$8,755  | \$11,670     |
| 88.5 | \$7,485   | \$9,330 | \$10,855 | \$14,900     |

### DIMENSIONS

| W     | D   | H   | Seat depth | Seat height | Arm height |
|-------|-----|-----|------------|-------------|------------|
| 49"   | 33" | 29" | 24"        | 16"         | 21         |
| 61"   | 33" | 29" | 24"        | 16"         | 21         |
| 77"   | 33" | 29" | 24"        | 16"         | 21         |
| 88.5" | 33" | 29" | 24"        | 16"         | 21         |

## PIU SOFA

LOUNGE (L/R)

B&T



- # 9 yd 137 sq.ft 55 kg.

### MSRP

|     | COM/COL&A | B       | C       | Real Leather |
|-----|-----------|---------|---------|--------------|
| 138 | \$5,975   | \$7,230 | \$8,270 | \$11,025     |

### DIMENSIONS

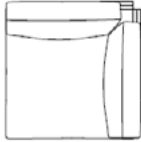
|     | W  | D   | H   | Seat depth | Seat height | Arm height |
|-----|----|-----|-----|------------|-------------|------------|
| 138 | 49 | 61" | 29" | 51.5"      | 16"         | 21"        |

# SOFA COLLECTION

## PIU SOFA

### CORNER

### B&T



# 7 yd 🌿 105 sq.ft 📦 30 kg.



| MSRP      |          |          |              |
|-----------|----------|----------|--------------|
| COM/COL&A | B        | C        | Real Leather |
| \$ 4,100  | \$ 4,995 | \$ 5,735 | \$ 7,700     |

| DIMENSIONS |     |     |            |             |            |
|------------|-----|-----|------------|-------------|------------|
| W          | D   | H   | Seat depth | Seat height | Arm height |
| 33"        | 33" | 29" | 24"        | 16"         | 21"        |

## PIU SOFA

### POUF

### B&T



# 2 yd 🌿 23 sq.ft 📦 13 kg.  
 # 1 yd 🌿 20 sq.ft 📦 18 kg.  
 # 2 yd 🌿 35 sq.ft 📦 25 kg.  
 # 2 yd 🌿 28 sq.ft 📦 17 kg.  
 # 2 yd 🌿 23 sq.ft 📦 23 kg.

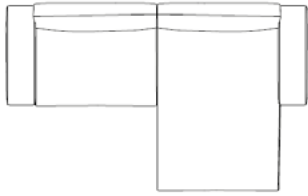
| MSRP  |           |          |          |              |
|-------|-----------|----------|----------|--------------|
|       | COM/COL&A | B        | C        | Real Leather |
| 32x20 | \$ 1,910  | \$ 2,100 | \$ 2,260 | \$ 2,680     |
| 32x32 | \$ 2,120  | \$ 2,330 | \$ 2,510 | \$ 2,985     |
| 39x39 | \$ 2,365  | \$ 2,580 | \$ 2,755 | \$ 3,220     |
| 51x20 | \$ 2,535  | \$ 2,810 | \$ 3,040 | \$ 3,640     |
| 67x20 | \$ 3,360  | \$ 3,650 | \$ 3,780 | \$ 4,425     |

| DIMENSIONS |     |     |            |             |            |
|------------|-----|-----|------------|-------------|------------|
| W          | D   | H   | Seat depth | Seat height | Arm height |
| 32"        | 20" | 16" | 20"        | 16"         | -          |
| 32"        | 32" | 16" | 20"        | 16"         | -          |
| 39"        | 39" | 16" | 20"        | 16"         | -          |
| 51"        | 20" | 16" | 20"        | 16"         | -          |
| 67"        | 20" | 16" | 20"        | 16"         | -          |

**PIU SOFA**

PLAN 01

**B&T**



# 16 yd 239 sq.ft 60 kg.

| MSRP      |          |          |              |
|-----------|----------|----------|--------------|
| COM/COL&A | B        | C        | Real Leather |
| \$10,465  | \$12,600 | \$15,150 | \$19,075     |

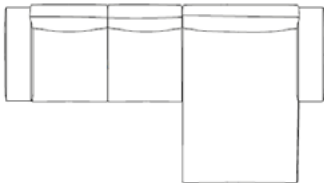
  

| DIMENSIONS |     |     |
|------------|-----|-----|
| W          | D   | H   |
| 98"        | 61" | 29" |

**PIU SOFA**

PLAN 02

**B&T**



# 19 yd 274 sq.ft 60 kg.

| MSRP      |          |          |              |
|-----------|----------|----------|--------------|
| COM/COL&A | B        | C        | Real Leather |
| \$11,515  | \$14,000 | \$16,965 | \$21,510     |

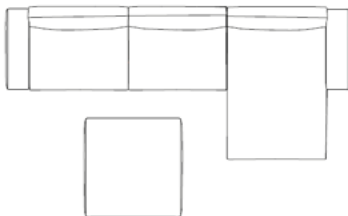
  

| DIMENSIONS |     |     |
|------------|-----|-----|
| W          | D   | H   |
| 110"       | 61" | 29" |

**PIU SOFA**

PLAN 03

**B&T**



# 26 yd 379 sq.ft 65 kg.

| MSRP      |          |          |              |
|-----------|----------|----------|--------------|
| COM/COL&A | B        | C        | Real Leather |
| \$15,830  | \$19,140 | \$23,090 | \$29,145     |

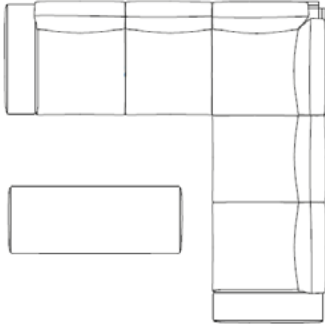
| DIMENSIONS |     |     |
|------------|-----|-----|
| W          | D   | H   |
| 138"       | 61" | 29" |



**PIU SOFA**

PLAN 04

**B&T**



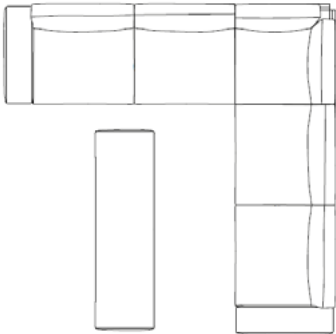
| MSRP       |          |          |              |
|------------|----------|----------|--------------|
| COM/COL&A  | B        | C        | Real Leather |
| \$16,365   | \$19,710 | \$23,715 | \$29,835     |
| DIMENSIONS |          |          |              |
| W          | D        | H        |              |
| 94"        | 94"      | 29"      |              |

# 18 yd    ✪ 271 sq.ft    📦 65 kg.

**PIU SOFA**

PLAN 05

**B&T**



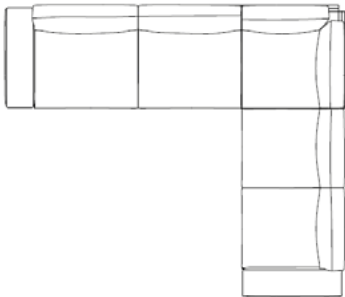
| MSRP       |          |          |              |
|------------|----------|----------|--------------|
| COM/COL&A  | B        | C        | Real Leather |
| \$19,750   | \$23,660 | \$28,325 | \$35,465     |
| DIMENSIONS |          |          |              |
| W          | D        | H        |              |
| 110"       | 110"     | 29"      |              |

# 29 yd    ✪ 428 sq.ft    📦 75 kg.

**PIU SOFA**

PLAN 06

**B&T**



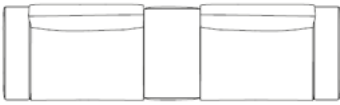
| MSRP       |          |          |              |
|------------|----------|----------|--------------|
| COM/COL&A  | B        | C        | Real Leather |
| \$15,960   | \$19,415 | \$23,540 | \$29,855     |
| DIMENSIONS |          |          |              |
| W          | D        | H        |              |
| 110"       | 94"      | 29"      |              |

# 26 yd    ✪ 387 sq.ft    📦 70 kg.

**PIU SOFA**

PLAN 07

**B&T**



# 15 yd 226 sq.ft 65 kg.

| MSRP      |          |          |              |
|-----------|----------|----------|--------------|
| COM/COL&A | B        | C        | Real Leather |
| \$10,890  | \$12,840 | \$15,170 | \$18,780     |

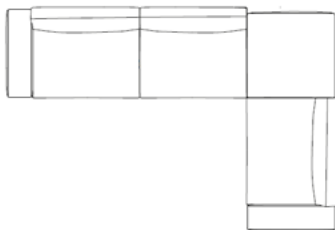
  

| DIMENSIONS |        |     |
|------------|--------|-----|
| W          | D      | H   |
| 118"       | 113.5" | 29" |

**PIU SOFA**

PLAN 08

**B&T**



# 22 yd 323 sq.ft 75 kg.

| MSRP      |          |          |              |
|-----------|----------|----------|--------------|
| COM/COL&A | B        | C        | Real Leather |
| \$14,095  | \$17,030 | \$20,540 | \$25,935     |

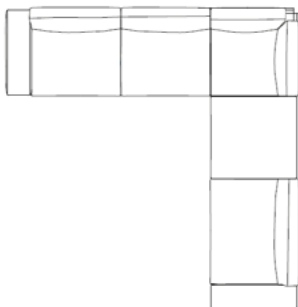
  

| DIMENSIONS |     |     |
|------------|-----|-----|
| W          | D   | H   |
| 122"       | 82" | 29" |

**PIU SOFA**

PLAN 09

**B&T**



# 27 yd 398 sq.ft 75 kg.

| MSRP      |          |          |              |
|-----------|----------|----------|--------------|
| COM/COL&A | B        | C        | Real Leather |
| \$17,030  | \$20,345 | \$24,315 | \$30,405     |

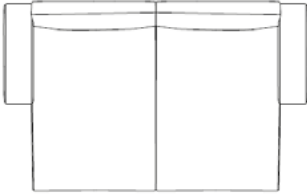
  

| DIMENSIONS |        |     |
|------------|--------|-----|
| W          | D      | H   |
| 110"       | 113.5" | 29" |

**PIU SOFA**

PLAN 10

**B&T**



# 19 yd   # 274 sq.ft   # 55 kg.

| MSRP      |          |          |              |
|-----------|----------|----------|--------------|
| COM/COL&A | B        | C        | Real Leather |
| \$11,955  | \$14,465 | \$17,460 | \$22,050     |

| DIMENSIONS |     |     |
|------------|-----|-----|
| W          | D   | H   |
| 98"        | 61" | 29" |

**PIU SOFA**

PLAN 11

**B&T**



# 20 yd   # 290 sq.ft   # 45 kg.

| MSRP      |          |           |              |
|-----------|----------|-----------|--------------|
| COM/COL&A | B        | C         | Real Leather |
| \$12,645  | \$15,305 | \$18,0480 | \$23,340     |

| DIMENSIONS |     |     |
|------------|-----|-----|
| W          | D   | H   |
| 153.5"     | 33" | 29" |

**SOFA COLLECTION**



**PLAT OUTDOOR SOFA**

**B&T**



|        | Frame    | Cushion |
|--------|----------|---------|
| Single | # 5 yd   | # 6 yd  |
| Triple | # 7.5 yd | # 10 yd |
| Pouf   | # 3 yd   | # 2 yd  |

| MSRP   |           |          |          |                  |
|--------|-----------|----------|----------|------------------|
|        | COM/COL&A | B        | C        | Protective Cover |
| Single | \$6,130   | \$6,690  | \$7,365  | \$560            |
| Triple | \$12,835  | \$14,090 | \$15,590 | \$1,105          |
| Pouf   | \$3,625   | \$3,945  | \$4,330  | \$350            |

| DIMENSIONS |     |     |       |            |             |
|------------|-----|-----|-------|------------|-------------|
|            | W   | D   | H     | Seat depth | Seat height |
| Single     | 44" | 34" | 31"   | 16.5"      | 16.5"       |
| Triple     | 89" | 40" | 31"   | 16.5"      | 16.5"       |
| Pouf       | 33" | 26" | 16.5" | 16.5"      | 16.5"       |

# SOFA COLLECTION



## SET OUTDOOR SOFA B&T



|        | Frame   | Cushion |
|--------|---------|---------|
| Single | #2.5 yd | #2.5 yd |
| Double | #4.5 yd | #4.5 yd |
| Triple | #7 yd   | #7 yd   |

| MSRP   |           |          |          |                  |
|--------|-----------|----------|----------|------------------|
|        | COM/COL&A | B        | C        | Protective Cover |
| Single | \$4,195   | \$4,440  | \$4,735  | \$645            |
| Double | \$7,750   | \$8,360  | \$9,100  | \$850            |
| Triple | \$10,520  | \$11,460 | \$12,575 | \$1,180          |

| DIMENSIONS |     |     |     |            |             |
|------------|-----|-----|-----|------------|-------------|
|            | W   | D   | H   | Seat depth | Seat height |
| Single     | 36" | 37" | 38" | 16"        | 15"         |
| Double     | 71" | 37" | 38" | 20"        | 15"         |
| Triple     | 94" | 37" | 38" | 20"        | 15"         |

## ZEN SOFA B&T



#3.9 yd 65 sq.ft



#10 yd 119 sq.ft

| MSRP   |           |          |          |           |
|--------|-----------|----------|----------|-----------|
|        | COM/COL&A | B        | C        | LEATHER   |
| SINGLE | \$ 4,710  | \$ 5,290 | \$ 5,775 | \$ 7,055  |
| TRIPLE | \$ 8,765  | \$ 9,715 | \$ 1,510 | \$ 12,605 |

| DIMENSIONS |      |     |     |
|------------|------|-----|-----|
|            | W    | D   | H   |
| SINGLE     | 33"  | 35" | 29" |
| TRIPLE     | 100" | 45" | 29" |

\* Camira Vita and Mustang fabrics are not compatible .

# DINING / CONFERENCE / MEETING TABLES

## AIRFOIL DINING TABLE

m.a.d.




| MSRP      |         |           |
|-----------|---------|-----------|
|           | WALNUT  | 1 SET LEG |
| 79"x35.5" | \$1,400 | \$270     |

| DIMENSIONS |       |       |
|------------|-------|-------|
| L          | W     | H     |
| 70.9"      | 35.4" | 29.5" |

## BANGI RECTANGULAR TABLE 140

BABEL D



| MSRP |         |  |
|------|---------|--|
|      | METAL   |  |
|      | \$2,515 |  |

| DIMENSIONS |       |       |
|------------|-------|-------|
| L          | W     | H     |
| 55.1"      | 35.4" | 27.8" |

## BANGI RECTANGULAR TABLE 220

BABEL D



| MSRP |         |  |
|------|---------|--|
|      | METAL   |  |
|      | \$3,155 |  |

| DIMENSIONS |       |       |
|------------|-------|-------|
| L          | W     | H     |
| 86.6"      | 35.4" | 27.8" |

## BANGI SQUARE TABLE 90

BABEL D



| MSRP |         |  |
|------|---------|--|
|      | METAL   |  |
|      | \$2,155 |  |

| DIMENSIONS |       |       |
|------------|-------|-------|
| L          | W     | H     |
| 35.4"      | 35.4" | 27.8" |

DINING / CONFERENCE / MEETING TABLES

**BEL AIR**

**NUANS**



|          | MSRP        |             |             |             |
|----------|-------------|-------------|-------------|-------------|
|          | 23.5 Dia/Sq | 27.5 Dia/Sq | 31.5 Dia/Sq | 35.5 Dia/Sq |
| GLASS    | \$765       | \$840       | \$930       | \$1,030     |
| LAMINATE | \$780       | \$870       | \$965       | \$1,080     |
| LACQUER  | \$920       | \$1,055     | \$1,205     | \$1,380     |
| VENEER   | \$1,335     | \$1,620     | \$1,950     | \$2,320     |
| COMPACT  | \$1,130     | \$1,340     | \$1,580     | \$1,858     |
| CERAMIC  | \$1,540     | \$1,895     | \$2,310     | \$2,780     |
| MARBLE   | \$1,585     | \$1,960     | \$2,395     | \$2,885     |

| DIMENSIONS |     |
|------------|-----|
| HEIGHT     | 30" |

**EEX** DINING TABLE

Polypropylene or Wood top.  
Nylon + Metal base.

**TOOU**



|        | MSRP   |          |
|--------|--------|----------|
|        | PP TOP | WOOD TOP |
| ROUND  | \$545  | \$615    |
| SQUARE | \$570  | \$615    |

| DIMENSIONS |       |     |
|------------|-------|-----|
| L          | W     | H   |
| 27.5"      | 27.5" | 30" |

**ELUSIVE**

Powder coated metal base

**B&T**



|                 | MSRP        |           |           |           |         |         |           |
|-----------------|-------------|-----------|-----------|-----------|---------|---------|-----------|
|                 | 31.5"x47.5" | 31.5"x63" | 35.5"x63" | 35.5"x71" | 39"x79" | 39"x86" | 39"x94.5" |
| LAMINATE        | \$3,015     | \$3,585   | \$3,820   | \$4,390   | \$4,425 | \$4,985 | \$5,085   |
| LACQUER         | \$3,165     | \$3,755   | \$4,085   | \$4,570   | \$4,740 | \$5,360 | \$5,540   |
| WOOD VENEER     | \$3,510     | \$4,210   | \$4,375   | \$4,970   | \$5,390 | \$5,695 | \$5,935   |
| FENIX           | \$3,890     | \$4,720   | \$4,845   | \$5,650   | \$6,105 | \$6,520 | \$6,760   |
| STONE (NEOLITH) | \$4,550     | \$5,290   | \$5,670   | \$6,470   | \$6,955 | \$7,040 | \$7,330   |

| DIMENSIONS |       |     |
|------------|-------|-----|
| L          | W     | H   |
| 27.5"      | 27.5" | 30" |

## DINING / CONFERENCE / MEETING TABLES

### ELUSIVE OUTDOOR TABLE

B&T



- 🪑 290 sq.ft   📦 25 kg.
- 🪑 505 sq.ft   📦 28 kg.
- 🪑 634 sq.ft   📦 30 kg.
- 🪑 753 sq.ft   📦 32 kg.

| MSRP    |                 |         |
|---------|-----------------|---------|
|         | STONE (NEOLITH) | IROKO   |
| 35 X 35 | \$4,395         | \$4,010 |
| 63 X 35 | \$5,900         | \$5,085 |
| 79 X 35 | \$7,235         | \$6,065 |
| 94 X 35 | \$7,625         | \$7,130 |

| DIMENSIONS |         |
|------------|---------|
| H          | S"      |
| 29.5"      | 35 x 35 |
| 29.5"      | 63 x 35 |
| 29.5"      | 79 x 35 |
| 29.5"      | 94 x 35 |

### FIL RECTANGULAR

B&T



| MSRP        |          |             |             |             |            |
|-------------|----------|-------------|-------------|-------------|------------|
|             | 71"x35"  | 78.7"x39.4" | 86.6"x39.4" | 94.5"x39.4" | 102"x39.4" |
| LACQUER     | \$5,820  | \$6,800     | \$7,140     | \$7,490     | \$9,180    |
| WOOD VENEER | \$6,325  | \$7,730     | \$8,115     | \$8,590     |            |
| GLASS       | \$5,210  | \$6,085     | \$6,395     | \$6,710     | \$8,220    |
| MARBLE      | \$11,510 | \$12,830    | \$13,470    | \$14,380    | -          |

### FIL ROUND

B&T



| MSRP        |         |         |         |
|-------------|---------|---------|---------|
|             | Ø 47.2" | Ø 55"   | Ø 63"   |
| LACQUER     | \$5,400 | \$6,395 | \$6,985 |
| WOOD VENEER | \$5,945 | \$7,185 | \$8,075 |
| GLASS       | \$4,835 | \$5,730 | \$6,250 |
| MARBLE      | \$9,160 |         | -       |

## DINING / CONFERENCE / MEETING TABLES

### FIRA OUTDOOR TABLE ROUND

**B&T**



25 kg.

#### MSRP

COMPACT LAMINATE

**\$2,905**

#### DIMENSIONS

| H     | S"   |
|-------|------|
| 29.5" | Ø35" |

### GAO RECTANGULAR TABLE 140

**BABEL D**



#### MSRP

STEEL TOP **\$2,275**

HPL WHITE TOP **\$3,280**

HPL RUST | CONCRETE TOP **\$2,470**

PAPERSTONE® TOP **\$3,960**

#### DIMENSIONS

| L     | W     | H     |
|-------|-------|-------|
| 55.1" | 31.5" | 29.1" |

### GAO RECTANGULAR TABLE 180

**BABEL D**



#### MSRP

STEEL TOP **\$2,465**

HPL WHITE TOP **\$4,315**

HPL RUST | CONCRETE TOP **\$3,240**

PAPERSTONE® TOP **\$6,600**

#### DIMENSIONS

| L     | W     | H     |
|-------|-------|-------|
| 70.9" | 31.5" | 29.1" |

### GAO SQUARE TABLE 80

**BABEL D**



#### MSRP

STEEL TOP **\$2,065**

HPL WHITE TOP **\$2,545**

HPL RUST | CONCRETE TOP **\$2,130**

PAPERSTONE® TOP **\$3,870**

#### DIMENSIONS

| L     | W     | H     |
|-------|-------|-------|
| 31.5" | 31.5" | 29.1" |



# DINING / CONFERENCE / MEETING TABLES

**GAO**

SQUARE TABLE 60

**BABEL D**



## MSRP

|                         |         |
|-------------------------|---------|
| STEEL TOP               | \$1,170 |
| HPL WHITE TOP           | \$1,915 |
| HPL RUST   CONCRETE TOP | \$1,505 |

## DIMENSIONS

| L     | W    | H     |
|-------|------|-------|
| 23.5" | 23.5 | 29.1" |

**GAO**

ROUND TABLE 120

**BABEL D**



## MSRP

|                         |         |
|-------------------------|---------|
| STEEL TOP               | \$2,930 |
| HPL WHITE TOP           | \$4,580 |
| HPL RUST   CONCRETE TOP | \$3,295 |
| PAPERSTONE® TOP         | \$4,950 |

## DIMENSIONS

| D     | H     |
|-------|-------|
| 47.2" | 29.1" |

**GAO**

ROUND TABLE 60

**BABEL D**



## MSRP

| METAL                   |         |
|-------------------------|---------|
| STEEL TOP               | \$1,170 |
| HPL WHITE TOP           | \$1,915 |
| HPL RUST   CONCRETE TOP | \$1,505 |

## DIMENSIONS

| Dia   | H     |
|-------|-------|
| 23.5" | 29.1" |

# DINING / CONFERENCE / MEETING TABLES

## GLOBE ROUND BASE

Metal base in powder coated colors.

**B&T**



| MSRP            |              |              |              |              |              |           |           |           |
|-----------------|--------------|--------------|--------------|--------------|--------------|-----------|-----------|-----------|
|                 | 23.5" dia/sq | 27.5" dia/sq | 31.5" dia/sq | 35.5" dia/sq | 39.5" dia/sq | 43.5" dia | 47.5" dia | 51.5" dia |
| LAMINATE        | \$1,175      | \$1,375      | \$1,800      | \$2,130      | \$2,485      | \$2,050   | \$2,875   | x         |
| LACQUER         | \$1,510      | \$1,585      | \$2,020      | \$2,195      | \$2,685      | \$2,750   | \$3,195   | \$3,345   |
| WOOD VENEER     | \$1,715      | \$1,760      | \$2,300      | \$2,610      | \$2,840      | \$3,230   | \$3,795   | \$4,240   |
| FENIX           | \$1,725      | \$1,950      | \$2,405      | \$2,680      | \$3,180      | \$3,295   | \$3,880   | x         |
| COMPACT         | \$1,750      | \$1,980      | \$2,440      | \$2,720      | \$3,230      | \$3,345   | \$3,940   | x         |
| STONE (NEOLITH) | \$1,910      | \$2,210      | \$2,935      | \$3,495      | x            | x         | x         | x         |

| DIMENSIONS |  |
|------------|--|
| H          |  |
| 29.5"      |  |

## GLOBE SQUARE BASE

Metal base in powder coated colors.

**B&T**



| MSRP            |                    |                    |                    |                    |
|-----------------|--------------------|--------------------|--------------------|--------------------|
|                 | 23.5"x23.5 dia/sq" | 27.5"x27.5" dia/sq | 31.5"x31.5" dia/sq | 35.5"x35.5" dia/sq |
| LAMINATE        | \$1,140            | \$1,280            | \$1,700            | \$1,785            |
| LACQUER         | \$1,405            | \$1,575            | \$2,235            | \$2,255            |
| WOOD VENEER     | \$1,580            | \$1,860            | \$2,520            | \$2,480            |
| FENIX           | \$1,620            | \$1,980            | \$2,670            | \$2,940            |
| COMPACT         | \$1,645            | \$2,010            | \$2,710            | \$2,985            |
| STONE (NEOLITH) | \$1,865            | \$2,160            | \$2,890            | \$3,250            |

| DIMENSIONS |  |
|------------|--|
| H          |  |
| 29.5"      |  |

## GLOBE ELLIPTIC BASE

**B&T**



| MSRP      |          |         |             |         |         |                 |
|-----------|----------|---------|-------------|---------|---------|-----------------|
|           | LAMINATE | LACQUER | WOOD VENEER | FENIX   | COMPACT | STONE (NEOLITH) |
| 31.5"x55" | \$2,040  | \$3,455 | \$3,385     | \$3,525 | \$3,575 | \$4,515         |
| 43.5"x71" | \$4,840  | \$5,115 | \$5,150     | \$5,675 | \$5,760 | x               |

| DIMENSIONS |  |
|------------|--|
| H          |  |
| 29.5"      |  |

\* Electrostatic powder coating colors are the only option for the base.

\*\* These sizes have double pedestal base

# DINING / CONFERENCE / MEETING TABLES

## GLOBE RECTANGULAR BASE

B&T



|           | MSRP     |         |             |         |         |                 |
|-----------|----------|---------|-------------|---------|---------|-----------------|
|           | LAMINATE | LACQUER | WOOD VENEER | FENIX   | COMPACT | STONE (NEOLITH) |
| 31.5"x47" | \$2,310  | \$2,590 | \$3,080     | \$3,390 | \$3,445 | \$4,040         |
| 31.5"x55  | \$2,490  | \$2,795 | \$3,325     | \$3,660 | \$3,715 | \$4,360         |
| 31.5"x63" | \$2,775  | \$3,135 | \$3,450     | \$3,790 | \$3,850 | \$4,840         |

| DIMENSIONS |  |
|------------|--|
| H          |  |
| 29.5"      |  |

\* Electrostatic powder coating colors are the only option for the base.  
 \*\* These sizes have double pedestal base

## GLOBE OUTDOOR TABLE ROUND

B&T



| MSRP            |  |
|-----------------|--|
| STONE (NEOLITH) |  |
| \$3,790         |  |

| DIMENSIONS |        |
|------------|--------|
| H          | TOP    |
| 29.5"      | Ø35.5" |

🪵 290 sq.ft 📦 36 kg.

## GLOBE OUTDOOR TABLE SQUARE

B&T



| MSRP            |         |
|-----------------|---------|
| STONE (NEOLITH) |         |
| 27.5 X 27.5     | \$2,390 |
| 35 X 35         | \$3,565 |

| DIMENSIONS |              |
|------------|--------------|
| H          | TOP          |
| 29.5"      | 27.5 x 27.5" |
| 29.5"      | 35.5 x 35.5" |

🪵 290 sq.ft 📦 31 kg.

🪵 172 sq.ft 📦 36 kg.

## JOS RECTANGULAR TABLE 160

BABEL D



| MSRP                    |         |
|-------------------------|---------|
| STEEL TOP               | \$3,815 |
| HPL WHITE TOP           | \$5,355 |
| HPL RUST   CONCRETE TOP | \$4,235 |

| DIMENSIONS |       |       |
|------------|-------|-------|
| L          | W     | H     |
| 63"        | 39.4" | 29.1" |

# DINING / CONFERENCE / MEETING TABLES

**JOS**

RECTANGULAR TABLE 210

**BABEL D**



## MSRP

|                         |         |
|-------------------------|---------|
| STEEL TOP               | \$4,750 |
| HPL WHITE TOP           | \$7,310 |
| HPL RUST   CONCRETE TOP | \$5,385 |

## DIMENSIONS

| L     | W     | H     |
|-------|-------|-------|
| 82.7" | 39.4" | 29.1" |

**JOS**

SQUARE TABLE 100

**BABEL D**



## MSRP

|                         |         |
|-------------------------|---------|
| STEEL TOP               | \$3,070 |
| HPL WHITE TOP           | \$4,005 |
| HPL RUST   CONCRETE TOP | \$3,225 |

## DIMENSIONS

| L     | W     | H     |
|-------|-------|-------|
| 39.4" | 39.4" | 29.1" |

**JOS**

ROUND TABLE 80

**BABEL D**



## MSRP

|                         |         |
|-------------------------|---------|
| STEEL TOP               | \$2,710 |
| HPL WHITE TOP           | \$3,180 |
| HPL RUST   CONCRETE TOP | \$2,730 |

## DIMENSIONS

| D     | H     |
|-------|-------|
| 31.5" | 28.7" |

# DINING / CONFERENCE / MEETING TABLES

**JOS**

SQUARE TABLE 80

**BABEL D**



## MSRP

|                         |         |
|-------------------------|---------|
| STEEL TOP               | \$2,710 |
| HPL WHITE TOP           | \$3,180 |
| HPL RUST   CONCRETE TOP | \$2,730 |

## DIMENSIONS

| L     | W     | H     |
|-------|-------|-------|
| 31.5" | 31.5" | 28.7" |

**KANO**

OVAL TABLE

**BABEL D**



## MSRP

|           |         |
|-----------|---------|
| STEEL TOP | \$6,695 |
| IRIKO TOP | \$9,495 |

## DIMENSIONS

| L     | W     | H     |
|-------|-------|-------|
| 98.4" | 43.3" | 29.1" |

**KANO**

RECTANGULAR TABLE

**BABEL D**



## MSRP

|                         | 55"     | 71"     |
|-------------------------|---------|---------|
| STEEL TOP               | \$2,635 | \$2,875 |
| HPL WHITE TOP           | \$3,535 | \$4,470 |
| HPL RUST   CONCRETE TOP | \$2,755 | \$3,530 |

## DIMENSIONS

| W       | D     | H     |
|---------|-------|-------|
| 55"/71" | 27.6" | 28.7" |

# DINING / CONFERENCE / MEETING TABLES

## KANO ROUND TABLE

**BABEL D**



### MSRP

|                         |         |
|-------------------------|---------|
| STEEL TOP               | \$1,270 |
| HPL WHITE TOP           | \$1,585 |
| HPL RUST   CONCRETE TOP | \$1,170 |

### DIMENSIONS

| D     | H     |
|-------|-------|
| 27.6" | 28.7" |

## KANO SQUARE TABLE

**BABEL D**



### MSRP

|                         |         |
|-------------------------|---------|
| STEEL TOP               | \$1,365 |
| HPL WHITE TOP           | \$1,870 |
| HPL RUST   CONCRETE TOP | \$1,380 |

### DIMENSIONS

| L     | W     | H     |
|-------|-------|-------|
| 31.5" | 31.5" | 28.7" |

## KISSI RECTANGULAR TABLE

**BABEL D**



### MSRP

|                         | 82.7"   | 63"     |
|-------------------------|---------|---------|
| HPL WHITE TOP           | \$6,305 | \$2,875 |
| HPL RUST   CONCRETE TOP | \$5,230 | \$4,665 |
| IROKO TOP               | \$7,910 | x       |

### DIMENSIONS

| L     | W     | H     |
|-------|-------|-------|
| 82.7" | 43.3" | 29.1" |
| 63"   | 43.3" | 29.1" |

DINING / CONFERENCE / MEETING TABLES

**KISSI** SQUARE TABLE 120

**BABEL D**



MSRP

|                         |         |
|-------------------------|---------|
| STEEL TOP               | \$2,585 |
| HPL WHITE TOP           | \$4,720 |
| HPL RUST   CONCRETE TOP | \$3,325 |

DIMENSIONS

| L     | W     | H     |
|-------|-------|-------|
| 47.2" | 47.2" | 29.5" |

**KISSI** SQUARE TABLE 60

**BABEL D**



MSRP

|                         |         |
|-------------------------|---------|
| STEEL TOP               | \$1,410 |
| HPL WHITE TOP           | \$2,095 |
| HPL RUST   CONCRETE TOP | \$1,725 |

DIMENSIONS

| L     | W     | H   |
|-------|-------|-----|
| 23.5" | 23.5" | 29" |

**KISSI** ROUND TABLE 125

**BABEL D**



MSRP

|                         |         |
|-------------------------|---------|
| STEEL TOP               | \$2,615 |
| HPL WHITE TOP           | \$4,685 |
| HPL RUST   CONCRETE TOP | \$3,230 |

DIMENSIONS

| D     | H     |
|-------|-------|
| 49.2" | 29.5" |

# DINING / CONFERENCE / MEETING TABLES

**KISSI** ROUND TABLE 70

**BABEL D**



## MSRP

|                         |         |
|-------------------------|---------|
| STEEL TOP               | \$1,410 |
| HPL WHITE TOP           | \$2,095 |
| HPL RUST   CONCRETE TOP | \$1,725 |

## DIMENSIONS

| D    | H   |
|------|-----|
| 27.5 | 29" |

**MELIK** SQUARE TABLE 80

**BABEL D**



## MSRP

|                         |         |
|-------------------------|---------|
| STEEL TOP               | \$2,495 |
| HPL WHITE TOP           | \$2,545 |
| HPL RUST   CONCRETE TOP | \$2,100 |

## DIMENSIONS

| L     | W     | H     |
|-------|-------|-------|
| 31.5" | 31.5" | 29.1" |

**MELIK** ROUND TABLE 100

**BABEL D**



## MSRP

|                         |         |
|-------------------------|---------|
| STEEL TOP               | \$2,585 |
| HPL WHITE TOP           | \$3,595 |
| HPL RUST   CONCRETE TOP | \$2,685 |

## DIMENSIONS

| D     | H     |
|-------|-------|
| 39.4" | 29.1" |



DINING / CONFERENCE / MEETING TABLES

MELIK SQUARE TABLE 70

BABEL D



MSRP

|                         |         |
|-------------------------|---------|
| STEEL TOP               | \$1,145 |
| HPL WHITE TOP           | \$1,510 |
| HPL RUST   CONCRETE TOP | \$1,210 |

DIMENSIONS

| L     | W     | H     |
|-------|-------|-------|
| 27.6" | 27.6" | 28.3" |

MELIK ROUND TABLE 70

BABEL D



MSRP

|                         |         |
|-------------------------|---------|
| STEEL TOP               | \$1,145 |
| HPL WHITE TOP           | \$1,435 |
| HPL RUST   CONCRETE TOP | \$1,050 |

DIMENSIONS

| D     | H     |
|-------|-------|
| 27.6" | 28.3" |

MELIK RECTANGULAR TABLE 180

BABEL D



MSRP

|                         |         |
|-------------------------|---------|
| STEEL TOP               | \$3,285 |
| HPL WHITE TOP           | \$4,830 |
| HPL RUST   CONCRETE TOP | \$3,700 |
| IROKO TOP               | \$5,690 |

DIMENSIONS

| L     | W     | H     |
|-------|-------|-------|
| 70.9" | 31.5" | 29.1" |

# DINING / CONFERENCE / MEETING TABLES

**MIA** OAK LEGS

Oak MDF Top. Solid Oak Frame

**NUANS**



**MSRP**

OAK

**\$1,390**

**DIMENSIONS**

| L   | W     | H     |
|-----|-------|-------|
| 71" | 35.5" | 28.5" |

\*This table is sold from stock only. Not available for customized orders.

**NORY TABLE**

**NUANS**



**MSRP**

|                      | 23.5 Dia       | 27.5 Dia       | 31.5 Dia       |
|----------------------|----------------|----------------|----------------|
| METAL Outdoor/Indoor | <b>\$610</b>   | <b>\$610</b>   | <b>\$610</b>   |
| LAMINATE             | <b>\$835</b>   | <b>\$915</b>   | <b>\$1,010</b> |
| LACQUER              | <b>\$965</b>   | <b>\$1,090</b> | <b>\$1,240</b> |
| VENEER               | <b>\$1,360</b> | <b>\$1,630</b> | <b>\$1,940</b> |
| COMPACT              | <b>\$1,165</b> | <b>\$1,365</b> | <b>\$1,595</b> |
| MARBLE               | <b>\$1,595</b> | <b>\$1,950</b> | <b>\$2,365</b> |

**DIMENSIONS**

| HEIGHT | 29" |
|--------|-----|
|--------|-----|

**RADIUS** ELLIPTICAL

**B&T**



**MSRP**

|                 | 86.6" x 39.4"   | 94.5" x 39.4"   | 106.3" x 39.4"  | 86.6" x 37.4" | 94.5" x 37.4" | 106.3" x 37.4" |
|-----------------|-----------------|-----------------|-----------------|---------------|---------------|----------------|
| LAMINATE        | <b>\$5,120</b>  | <b>\$5,365</b>  | <b>\$5,715</b>  | -             | -             | -              |
| LACQUER         | <b>\$5,510</b>  | <b>\$5,765</b>  | <b>\$6,150</b>  | -             | -             | -              |
| WOOD VENEER     | <b>\$6,265</b>  | <b>\$6,605</b>  | <b>\$6,825</b>  | -             | -             | -              |
| FENIX           | <b>\$6,645</b>  | <b>\$6,985</b>  | <b>\$7,540</b>  | -             | -             | -              |
| COMPACT         | <b>\$6,675</b>  | <b>\$7,030</b>  | <b>\$7,575</b>  | -             | -             | -              |
| GLASS           | -               | -               | -               | -             | -             | -              |
| MARBLE          | <b>\$10,400</b> | <b>\$11,060</b> | <b>\$12,050</b> | -             | -             | -              |
| STONE (NEOLITH) | <b>\$7,105</b>  | <b>\$7,520</b>  | <b>\$8,130</b>  | -             | -             | -              |

**DIMENSIONS**

| H | 29.5" |
|---|-------|
|---|-------|

# DINING / CONFERENCE / MEETING TABLES

## RADIUS ROUND

**B&T**



|               | MSRP    |         |
|---------------|---------|---------|
|               | Ø 63"   | Ø 55.1" |
| LACQUER       | \$5,800 | \$5,410 |
| WOOD VENEER   | \$6,710 | \$5,665 |
| NATURAL STONE | -       | \$6,605 |

| DIMENSIONS |  |
|------------|--|
| W          |  |
| 29.5"      |  |

## SERI ROUND

Metal base in powder coated or chrome plated. **B&T**



|               | MSRP      |         |         |         |         |
|---------------|-----------|---------|---------|---------|---------|
|               | 39.5" dia | 47" dia | 55" dia | 59" dia | 63" dia |
| LAMINATE      | \$4,245   | \$4,900 | x       | x       | x       |
| LACQUER       | \$4,400   | \$5,080 | \$5,675 | \$6,120 | \$6,295 |
| WOOD VENEER   | \$4,895   | \$5,590 | \$6,380 | \$6,800 | \$7,365 |
| FENIX         | \$5,105   | \$5,845 | x       | x       | x       |
| MARBLE        | \$6,395   | \$7,300 | \$9,165 | x       | x       |
| NATURAL STONE | \$6,205   | \$7,080 | \$8,885 | x       | x       |

| DIMENSIONS |  |
|------------|--|
| H          |  |
| 29"        |  |

## SERI ELLIPTIC

Metal base in powder coated or chrome plated. **B&T**



|                 | MSRP      |           |          |
|-----------------|-----------|-----------|----------|
|                 | 35.5"x71" | 43.5"x87" | 47"x94"  |
| LAMINATE        | \$5,405   | \$6,325   | \$7,145  |
| LACQUER         | \$5,585   | \$6,020   | \$6,780  |
| WOOD VENEER     | \$6,140   | \$7,285   | \$8,335  |
| FENIX           | \$6,450   | \$7,930   | \$8,670  |
| MARBLE          | \$8,035   | \$10,465  | \$12,380 |
| STONE (NEOLITH) | \$6,625   | \$7,290   | \$8,020  |

| DIMENSIONS |  |
|------------|--|
| H          |  |
| 29"        |  |

# DINING / CONFERENCE / MEETING TABLES

## TORI RECTANGULAR

B&T



|                 | MSRP        |             |             |
|-----------------|-------------|-------------|-------------|
|                 | 70.8"X35.4" | 86.6"X39.4" | 98.4"X39.4" |
| LAMINATE        | \$5,250     | \$5,300     | \$6,500     |
| LACQUER         | \$5,425     | \$5,705     | \$6,165     |
| WOOD VENEER     | \$5,965     | \$6,485     | \$7,580     |
| FENIX           | \$6,265     | \$6,880     | \$7,880     |
| MARBLE          | \$7,805     | \$8,375     | \$9,295     |
| STONE (NEOLITH) | \$6,585     | \$7,355     | \$7,585     |

## TORI ROUND

B&T



|                 | MSRP    |         |         |         |
|-----------------|---------|---------|---------|---------|
|                 | Ø 35.4" | Ø 47.2" | Ø 55"   | Ø 63"   |
| LAMINATE        | \$2,230 | \$4,280 | \$4,835 | \$5,275 |
| LACQUER         | \$2,295 | \$4,780 | \$5,285 | \$6,020 |
| WOOD VENEER     | \$2,740 | \$5,260 | \$5,940 | \$7,040 |
| FENIX           | \$3,170 | \$5,500 | \$6,220 | \$7,365 |
| COMPACT         | -       | -       | -       | -       |
| MARBLE          | \$3,785 | \$6,870 | \$8,535 | -       |
| STONE (NEOLITH) | \$3,670 | \$6,735 | \$7,615 | \$8,820 |

## TORI OUTDOOR TABLE ELLIPTICAL

B&T



|         | MSRP            |         |
|---------|-----------------|---------|
|         | STONE (NEOLITH) | IROKO   |
| 70 X 35 | \$7,915         | \$7,195 |
| 87 X 35 | \$8,845         | \$7,880 |
| 98 X 35 | \$9,245         | \$8,305 |

| DIMENSIONS |         |
|------------|---------|
| H          | S"      |
| 29.5"      | 70 x 35 |
| 29.5"      | 87 x 35 |
| 29.5"      | 98 x 35 |

## TORI OUTDOOR TABLE ROUND

B&T



| MSRP            |         |
|-----------------|---------|
| STONE (NEOLITH) | IROKO   |
| \$4,040         | \$3,670 |

| DIMENSIONS |      |
|------------|------|
| H          | TOP  |
| 29.5"      | Ø35" |

## DINING / CONFERENCE / MEETING TABLES

### VIVI OUTDOOR TABLE

ELLIPTICAL

B&T



#### MSRP

| STONE (NEOLITH) |                |
|-----------------|----------------|
| 35 X 70         | <b>\$5,110</b> |
| 35 X 87         | <b>\$5,965</b> |
| 35 X 98         | <b>\$6,565</b> |

#### DIMENSIONS

| H     | TOP     |
|-------|---------|
| 29.5" | 35 x 70 |
| 29.5" | 35 x 87 |
| 29.5" | 35 x 98 |

### WOODPLATE

RECTANGULAR & SQUARE TOP

B&T



#### MSRP

|          | 23.5" x 47.5"  | 31.5" x 55"    | 35.5" x 71""   | 39.5" dia/sq.  | 47.5" dia/sq.  |
|----------|----------------|----------------|----------------|----------------|----------------|
| LAMINATE | <b>\$2,305</b> | <b>\$2,880</b> | <b>\$3,740</b> | <b>\$2,660</b> | <b>\$3,010</b> |
| LACQUER  | <b>\$2,135</b> | <b>\$3,395</b> | <b>\$3,690</b> | <b>\$2,750</b> | <b>\$3,125</b> |
| VENEER   | <b>\$2,810</b> | <b>\$4,380</b> | <b>\$4,820</b> | <b>\$3,500</b> | <b>\$4,040</b> |
| FENIX    | <b>\$2,825</b> | <b>\$3,705</b> | <b>\$4,935</b> | <b>\$3,400</b> | <b>\$4,100</b> |

#### DIMENSIONS

H

29.5"

### WOODPLATE

ROUND TOP

B&T



#### MSRP

|                  | Ø 39.5"        | Ø 47.5"        |
|------------------|----------------|----------------|
| LAMINATE -30mm - | <b>\$2,660</b> | <b>\$3,010</b> |
| LACQUER          | <b>\$2,750</b> | <b>\$3,125</b> |
| VENEER           | <b>\$3,500</b> | <b>\$4,040</b> |
| FENIX            | <b>\$3,400</b> | <b>\$4,100</b> |

#### DIMENSIONS

H

29.5"

# BAR / BISTRO TABLES

## BEL AIR BAR TABLE

Powder coated or chrome plated metal base.

**NUANS**



| MSRP     |               |              |              |
|----------|---------------|--------------|--------------|
|          | 23.5" dia/sq. | 27.5" dia/sq | 31.5" dia/sq |
| GLASS    | \$820         | \$900        | \$990        |
| LAMINATE | \$840         | \$925        | \$1,025      |
| LACQUER  | \$975         | \$1,110      | \$1,265      |
| VENEER   | \$1,390       | \$1,675      | \$2,005      |
| COMPACT  | \$1,185       | \$1,400      | \$1,640      |
| CERAMIC  | \$1,595       | \$1,955      | \$2,370      |
| MARBLE   | \$1,645       | \$2,020      | \$2,450      |

| DIMENSIONS |  |
|------------|--|
| H          |  |
| 41.3"      |  |

## GLOBE

Powder coated metal base.

**B&T**



| MSRP            |               |               |           |           |
|-----------------|---------------|---------------|-----------|-----------|
|                 | SQUARE BAR    |               | ROUND BAR |           |
|                 | 23.5" X 23.5" | 27.5" X 27.5" | 23.5" dia | 27.5" dia |
| LAMINATE        | \$1,190       | \$1,330       | \$1,180   | \$1,380   |
| LACQUER         | \$1,465       | \$1,640       | \$1,525   | \$1,730   |
| WOOD VENEER     | \$1,645       | \$1,940       | \$1,735   | \$1,790   |
| FENIX           | \$1,685       | \$2,055       | \$1,745   | \$1,980   |
| COMPACT         | \$1,710       | \$2,085       | \$1,765   | \$2,010   |
| STONE (NEOLITH) | \$1,935       | \$2,245       | \$1,935   | \$2,245   |

| DIMENSIONS |  |
|------------|--|
| H          |  |
| 43.5"      |  |

\* Please specify the base shape, Square or Round.

## LILY

**NUANS**



| MSRP  |         |
|-------|---------|
| 23.5" | \$870   |
| 27.5" | \$1,000 |

| DIMENSIONS |       |
|------------|-------|
| T          | H     |
| 23.5"      | 39.3" |
| 27.5"      | 39.3" |

# BAR / BISTRO TABLES

## NORY TABLE

**NUANS**



|                      | MSRP     |          |          |
|----------------------|----------|----------|----------|
|                      | 23.5 Dia | 27.5 Dia | 31.5 Dia |
| METAL Outdoor/Indoor | \$720    | \$720    | \$720    |
| LAMINATE             | \$1,025  | \$1,025  | \$1,120  |
| LACQUER              | \$1,200  | \$1,200  | \$1,345  |
| VENEER               | \$1,735  | \$1,735  | \$2,050  |
| COMPACT              | \$2,000  | \$1,470  | \$1,700  |
| MARBLE               | \$2,060  | \$2,060  | \$2,470  |

| DIMENSIONS |       |
|------------|-------|
| HEIGHT     | 41.5" |

## SIDE / COFFEE / OCCASIONAL TABLES

### AIRFOIL COFFEE TABLE

m.a.d.



| MSRP              |       |     |
|-------------------|-------|-----|
| WHITE/ BLACK LEGS |       |     |
| OVAL WHITE        | \$770 |     |
| REC. WALNUT       | \$980 |     |
| DIMENSIONS        |       |     |
| W                 | D     | H   |
| 47"               | 23.5" | 14" |

### AIRFOIL SIDE TABLE

m.a.d.



| MSRP             |       |
|------------------|-------|
| WHITE/BLACK LEGS |       |
| WHITE            | \$395 |
| WALNUT           | \$500 |
| F.MARBLE         | \$405 |
| DIMENSIONS       |       |
| TOP              | H     |
| 20"dia           | 21"   |

### ALFIE

Steel frame painted in polyester powder. HPL tabletop. Suitable for outdoor use.

laminal



🛒 21.4 lbs

🛒 22 lbs

| MSRP       |       |       |       |
|------------|-------|-------|-------|
| LOW        | HIGH  |       |       |
| \$590      | \$605 |       |       |
| DIMENSIONS |       |       |       |
|            | W     | D     | H     |
| LOW        | 19.3" | 19.3" | 19"   |
| HIGH       | 19.3" | 19.3" | 23.6" |

### AVALON COFFEE TABLE

NUANS



| MSRP     |                 |               |
|----------|-----------------|---------------|
|          | 27.5" x 17.7" h | 35.5" x 14" h |
| METAL    | \$1,560         | \$1,810       |
| LAMINATE | \$2,360         | \$3,075       |
| LACQUER  | \$2,830         | \$3,815       |
| VEENEER  | \$3,165         | \$4,345       |
| COMPACT  | \$2,710         | \$3,630       |
| CERAMIC  | \$2,965         | \$4,030       |
| MARBLE   | \$3,565         | \$4,975       |



SIDE / COFFEE / OCCASIONAL TABLES

**AVALON**

**NUANS**




| MSRP               |                |
|--------------------|----------------|
| 17.7" dia x 21.5"h | 21.5" x 17.7"h |
| <b>\$870</b>       | <b>\$1,005</b> |

**BANGI**

SQUARE COFFEE TABLE 90

**BABEL D**



| MSRP           |       |       |
|----------------|-------|-------|
| METAL          |       |       |
| <b>\$1,920</b> |       |       |
| DIMENSIONS     |       |       |
| L              | W     | H     |
| 35.4"          | 35.4" | 11.8" |

**DIAMOND**

COFFEE TABLE

**KUBIKOFF**



| MSRP        |               |
|-------------|---------------|
| 31.5" dia   |               |
| BLACK BASE  | <b>\$ 255</b> |
| CHROME BASE | <b>\$ 290</b> |
| DIMENSIONS  |               |
| TOP         | H             |
| 31.5" dia   | 16.5"         |

**DIAMOND**

SIDE TABLE

**KUBIKOFF**



| MSRP        |               |
|-------------|---------------|
| 20" dia     |               |
| BLACK BASE  | <b>\$ 140</b> |
| CHROME BASE | <b>\$ 155</b> |
| DIMENSIONS  |               |
| TOP         | H             |
| 20" dia     | 20.5"         |

SIDE / COFFEE / OCCASIONAL TABLES

DRAGE


B&T



| MSRP                 |         |
|----------------------|---------|
|                      | METAL   |
| 19" dia top-20.5"h   | \$970   |
| 27" dia top-16.5"h   | \$1,145 |
| 34.5" dia top-12.5"h | \$1,325 |

DRAGE OUTDOOR LOW TABLE

B&T



- 🪑 376 sq.ft 🛒 14kg.
- 🪑 269 sq.ft 🛒 10kg.
- 🪑 215 sq.ft 🛒 8kg.

| MSRP |           |
|------|-----------|
|      | ALUMINIUM |
| Ø35  | \$2,260   |
| Ø27  | \$1,660   |
| Ø19  | \$1,185   |

| DIMENSIONS |     |
|------------|-----|
| H          | S   |
| 12.5"      | Ø35 |
| 16.5"      | Ø27 |
| 20.5"      | Ø19 |

EEX SIDE TABLE

Polypropylene or Wood top.  
Nylon + Metal base.

TOOU



| MSRP   |        |          |
|--------|--------|----------|
|        | PP TOP | WOOD TOP |
| ROUND  | \$505  | \$580    |
| SQUARE | \$530  | \$580    |

| DIMENSIONS |  |
|------------|--|
| H          |  |
| 21"        |  |

ELUSIVE OUTDOOR LOW TABLE

B&T



| MSRP    |                 |         |
|---------|-----------------|---------|
|         | STONE (NEOLITH) | IROKO   |
| 18 X 18 | \$2,550         | \$2,425 |
| 24 X 24 | \$2,940         | \$2,720 |
| 35 X 35 | \$3,960         | \$3,555 |
| 47 X 24 | \$3,850         | \$3,610 |
| 55 X 24 | \$4,210         | \$3,375 |

| DIMENSIONS |  |
|------------|--|
| H          |  |
| 14"        |  |

SIDE / COFFEE / OCCASIONAL TABLES

**FIELDS SIDE TABLE**

Teak Top  
White or Black Aluminum **Backyard**



MSRP

\$ 585

DIMENSIONS

| W     | D   | H     |
|-------|-----|-------|
| 14.5" | 29" | 21.5" |

**FLY ROUND**

Metal base in powder coated or chrome plated. **B&T**



MSRP

|                 | Ø 20"-22"h | Ø 24"-18"h | Ø 24"-24"h | Ø 35.5"-14.5"h | Ø 49"-14.5"h |
|-----------------|------------|------------|------------|----------------|--------------|
| LAMINATE        | \$840      | \$955      | \$980      | \$1,490        | x            |
| LACQUER         | \$905      | \$1,130    | \$1,150    | \$1,600        | \$2,225      |
| WOOD VENEER     | \$1,160    | \$1,475    | \$1,490    | \$2,095        | \$2,730      |
| FENIX           | \$980      | \$1,165    | \$1,190    | \$1,980        | x            |
| COMPACT         | \$1,025    | \$1,105    | \$1,135    | \$2,185        | \$3,510      |
| MARBLE          | \$1,790    | \$2,030    | \$2,055    | \$3,365        | \$5,400      |
| STONE (NEOLITH) | \$1,075    | \$1,300    | \$1,330    | \$2,245        | x            |

**FLY ELLIPSE**

**B&T**




MSRP

|                 | 35.5"x20" | 24"x47" | 31.5"x63" | 35.5"x71" |
|-----------------|-----------|---------|-----------|-----------|
| LAMINATE        | \$1,055   | \$1,520 | \$1,785   | \$2,205   |
| LACQUER         | \$1,345   | \$1,500 | \$1,815   | \$2,315   |
| WOOD VENEER     | \$1,690   | \$1,875 | \$2,360   | \$2,975   |
| FENIX           | \$1,320   | \$1,945 | \$2,565   | \$3,195   |
| COMPACT         | \$1,555   | \$1,890 | \$3,420   | \$3,580   |
| MARBLE          | \$2,095   | \$3,115 | \$5,040   | \$5,855   |
| STONE (NEOLITH) | \$1,735   | \$2,275 | \$3,240   | \$3,965   |

**FLY SQUARE**

**B&T**




MSRP

|                 | 18" - 21"h | 22"-18"h | 35.5"-14.5"h |
|-----------------|------------|----------|--------------|
| LAMINATE        | \$715      | \$815    | \$1,360      |
| LACQUER         | \$880      | \$1,220  | \$1,700      |
| WOOD VENEER     | \$1,060    | \$1,270  | \$1,700      |
| FENIX           | \$840      | \$1,010  | \$1,850      |
| COMPACT         | \$975      | \$1,050  | \$2,140      |
| MARBLE          | \$1,130    | \$1,480  | \$2,785      |
| STONE (NEOLITH) | \$1,035    | \$1,280  | \$2,335      |

## SIDE / COFFEE / OCCASIONAL TABLES

### FLY RECTANGULAR

B&T



|                 | MSRP      |           |           |           |
|-----------------|-----------|-----------|-----------|-----------|
|                 | 35.5"x20" | 23.5"x47" | 31.5"x63" | 35.5"x71" |
| LAMINATE        | \$990     | \$1,380   | \$1,675   | \$2,080   |
| LACQUER         | \$1,590   | \$1,700   | \$2,185   | \$2,875   |
| WOOD VENEER     | \$1,725   | \$1,845   | \$2,185   | \$2,875   |
| FENIX           | \$1,260   | \$1,905   | \$2,590   | \$3,245   |
| COMPACT         | \$1,555   | \$1,890   | \$2,335   | \$2,930   |
| MARBLE          | \$2,190   | \$2,875   | \$5,560   | \$7,060   |
| STONE (NEOLITH) | \$1,735   | \$2,275   | \$3,240   | \$3,985   |

### FLY OUTDOOR LOW TABLE RECTANGULAR

B&T



☼ 365 sq.ft ☼ 11 kg.  
☼ 656 sq.ft ☼ 13 kg.

| MSRP            |         |
|-----------------|---------|
| STONE (NEOLITH) |         |
| 47 X 24         | \$2,485 |
| 63 X 31         | \$3,540 |

| DIMENSIONS |         |
|------------|---------|
| H          | S       |
| 14.5"      | 47 X 24 |
| 14.5"      | 63 X 31 |

### FLY OUTDOOR LOW TABLE ELLIPTICAL

B&T



☼ 376 sq.ft ☼ 11 kg.  
☼ 656 sq.ft ☼ 13 kg.

| MSRP            |         |
|-----------------|---------|
| STONE (NEOLITH) |         |
| 47 X 24         | \$2,485 |
| 63 X 31         | \$3,540 |

| DIMENSIONS |         |
|------------|---------|
| H          | S       |
| 14.5"      | 47 X 24 |
| 14.5"      | 63 X 31 |

### FLY OUTDOOR LOW TABLE SQUARE

B&T



☼ 409 sq.ft ☼ 7 kg.  
☼ 161 sq.ft ☼ 8 kg.

| MSRP            |         |
|-----------------|---------|
| STONE (NEOLITH) |         |
| 35 X 35         | \$2,555 |
| 22 X 22         | \$1,415 |

| DIMENSIONS |         |
|------------|---------|
| H          | S       |
| 14.5"      | 35 X 35 |
| 18"        | 22 X 22 |

## SIDE / COFFEE / OCCASIONAL TABLES

### FLY OUTDOOR LOW TABLE

ROUND

B&T



☼ 182 sq.ft   ☼ 8 kg.  
☼ 452 sq.ft   ☼ 11 kg.

#### MSRP

STONE (NEOLITH)

|     |         |
|-----|---------|
| Ø24 | \$1,455 |
| Ø35 | \$2,450 |

#### DIMENSIONS

| H     | S   |
|-------|-----|
| 18"   | Ø24 |
| 14.5" | Ø35 |

### GLOBE ROUND TOP

Metal base in powder coated or chrome plated.

B&T



#### MSRP

|                 | 20" dia-18"h | 20" dia-21.5"h | 23.5" dia-18"h | 23.5" dia-21.5"h |
|-----------------|--------------|----------------|----------------|------------------|
| LAMINATE        | \$950        | \$965          | \$1,115        | \$1,130          |
| LACQUER         | \$1,075      | \$1,080        | \$1,400        | \$1,460          |
| WOOD VENEER     | \$1,300      | \$1,310        | \$1,675        | \$1,745          |
| FENIX           | \$1,310      | \$1,320        | \$1,595        | \$1,605          |
| COMPACT         | \$1,370      | \$1,375        | \$1,545        | \$1,560          |
| MARBLE          | \$990        | \$1,000        | \$1,100        | \$1,110          |
| STONE (NEOLITH) | \$1,495      | \$1,510        | \$1,825        | \$1,835          |
| GLASS           | \$1,415      | \$1,425        | \$1,760        | \$1,765          |

### GLOBE ELLIPSE TOP

B&T



#### MSRP

|                 | 35.5"x23.5" | 47"x31.5" | 55"x35.5" |
|-----------------|-------------|-----------|-----------|
| LAMINATE        | \$1,680     | \$1,760   | \$2,255   |
| LACQUER         | \$1,905     | \$2,090   | \$2,695   |
| WOOD VENEER     | \$2,125     | \$2,685   | \$3,470   |
| FENIX           | \$2,605     | \$2,780   | \$3,600   |
| COMPACT         | \$2,345     | \$3,030   | \$4,095   |
| MARBLE          | \$3,190     | \$4,095   | \$5,040   |
| STONE (NEOLITH) | \$2,640     | \$3,290   | \$4,145   |
| GLASS           | -           | -         | -         |

#### DIMENSIONS

H  
16"

SIDE / COFFEE / OCCASIONAL TABLES

GLOBE OUTDOOR LOW TABLE ELLIPTICAL

B&T



| MSRP            |         |
|-----------------|---------|
| STONE (NEOLITH) |         |
| 47 X 31         | \$3,565 |
| 55 X 35         | \$4,490 |
| DIMENSIONS      |         |
| H               | S"      |
| 16"             | 47 x 31 |
| 16"             | 55 x 35 |

GLOBE OUTDOOR LOW TABLE ROUND

B&T



| MSRP            |         |
|-----------------|---------|
| STONE (NEOLITH) |         |
| 22"             | \$1,540 |
| 18"             | \$1,905 |
| DIMENSIONS      |         |
| H               | S"      |
| 22"             | Ø24     |
| 18"             | Ø24     |

KISSI COFFEE TABLE

BABEL D



| MSRP                    |         |
|-------------------------|---------|
| STEEL TOP               | \$1,380 |
| HPL WHITE TOP           | \$1,955 |
| HPL RUST   CONCRETE TOP | \$1,575 |
| DIMENSIONS              |         |
| Dia                     | H       |
| 27.6"                   | 11.8"   |

KANO ROUND COFFEE TABLE 70

BABEL D



| MSRP                    |         |
|-------------------------|---------|
| METAL                   |         |
| STEEL TOP               | \$1,080 |
| HPL WHITE TOP           | \$1,525 |
| HPL RUST   CONCRETE TOP | \$1,100 |
| DIMENSIONS              |         |
| D                       | H       |
| 27.6"                   | 11.8"   |

## SIDE / COFFEE / OCCASIONAL TABLES

### LILY

### NUANS



| MSRP   |       |
|--------|-------|
| METAL  |       |
| LILY L | \$580 |
| LILY M | \$490 |
| LILY H | \$505 |

| DIMENSIONS |       |       |
|------------|-------|-------|
|            | D     | H     |
| LILY L     | 23.5" | 15.7" |
| LILY M     | 17.7" | 19.7" |
| LILY H     | 17.7" | 23.6" |

### LOOM SMALL

Wood or Marble Top  
Powder coated metal base.

### B&T



| MSRP        |                  |                  |                  |
|-------------|------------------|------------------|------------------|
|             | 16.5"x16.5"x20"h | 23.5"x23.5"x14"h | 31.5"x31.5"x14"h |
| LAMINATE    | \$805            |                  | \$1,720          |
| LACQUER     | \$905            |                  | \$1,830          |
| WOOD VENEER |                  | \$1,505          | \$2,340          |
| FENIX       | \$935            | \$1,370          | \$2,190          |
| MARBLE      | \$1,490          | \$2,360          | \$3,655          |

### LOOM LARGE

### B&T



| MSRP        |                |                |
|-------------|----------------|----------------|
|             | 63"x17.5"x14"h | 71"x17.5"x14"h |
| LAMINATE    | \$2,180        | \$2,525        |
| LACQUER     | \$2,300        | \$2,660        |
| WOOD VENEER | \$2,875        | \$3,300        |
| FENIX       | \$2,600        | \$3,030        |
| MARBLE      | \$4,270        | \$5,030        |

### LUGO

Wood or Marble Top  
Powder coated metal base.

### NUANS



| MSRP                |          |         |             |         |         |
|---------------------|----------|---------|-------------|---------|---------|
|                     | LAMINATE | LACQUER | WOOD VENEER | COMPACT | MARBLE  |
| 16" dia x 19.5" h   | \$685    | \$860   | \$795       | \$815   | \$1,125 |
| 23.5" dia x 18" h   | \$1,060  | \$1,390 | \$1,630     | \$1,310 | \$1,915 |
| 35.5" dia x 16" h   | \$1,750  | \$2,435 | \$2,920     | \$2,265 | \$3,505 |
| 35.5" sq x 16" h    | \$1,775  | \$2,460 | \$2,945     | \$2,290 | \$3,530 |
| 47" sq x 16" h      | \$2,610  | \$3,760 | \$4,580     | \$3,475 | \$4,885 |
| 23.5 x 47 x 16      | \$1,725  | \$2,340 | \$2,785     | \$2,190 | \$3,315 |
| 31.5 x 63 x 16      | \$2,485  | \$3,530 | \$4,275     | \$3,270 | \$5,165 |
| Oval 39.5 x 16 x 16 | \$1,345  | \$1,720 | \$1,990     | \$1,625 | \$2,310 |
| Oval 71 x 19.5 x 12 | \$2,115  | \$2,890 | \$3,445     | \$2,700 | \$4,110 |

## SIDE / COFFEE / OCCASIONAL TABLES

**MELIK** ROUND COFFEE TABLE 80

**BABEL D**



### MSRP

METAL

|                         |         |
|-------------------------|---------|
| STEEL TOP               | \$2,345 |
| HPL WHITE TOP           | \$2,295 |
| HPL RUST   CONCRETE TOP | \$1,845 |

### DIMENSIONS

|       |       |
|-------|-------|
| D     | H     |
| 31.5" | 11.8" |

**MODEST** ROUND

Powder coated metal base with matt chrome or matt brass leg caps.

**B&T**



### MSRP

|                 | 15"dia x 19.5"h | 19.7"dia x 17.7"h | 27.5"dia x 15.7"h | 35.5"dia x 15.7"h |
|-----------------|-----------------|-------------------|-------------------|-------------------|
| LAMINATE        | \$840           | \$920             | \$1,120           | \$1,535           |
| LACQUER         | \$905           | \$1,025           | \$1,270           | \$1,575           |
| WOOD VENEER     | \$1,100         | \$1,510           | \$1,610           | \$1,960           |
| FENIX           | \$925           | \$1,065           | \$1,405           | \$2,005           |
| COMPACT         | \$885           | \$1,140           | \$1,405           | \$2,200           |
| MARBLE          | \$815           | \$920             | \$1,140           | \$1,420           |
| STONE (NEOLITH) | \$1,110         | \$1,400           | \$2,115           | \$3,120           |
| GLASS           | \$1,190         | \$1,365           | \$1,835           | \$2,510           |

PLEASE SPECIFY THE LEGS CAPS COLOUR

**MODEST** REC. & SQUARE

**B&T**



### MSRP

|                 | 17.7"x35.5" | 23.5"x47" | 35.5" - 35.5" |
|-----------------|-------------|-----------|---------------|
| LAMINATE        | \$1,320     | \$1,790   | \$1,715       |
| LACQUER         | \$1,545     | \$1,785   | \$1,690       |
| WOOD VENEER     | \$1,905     | \$2,125   | \$2,030       |
| FENIX           | \$1,585     | \$2,270   | \$2,140       |
| COMPACT         | \$1,865     | \$2,560   | \$2,215       |
| MARBLE          | \$1,385     | \$1,600   | \$1,520       |
| STONE (NEOLITH) | \$2,140     | \$3,390   | \$3,085       |
| GLASS           | \$2,140     | \$2,940   | \$2,770       |

### DIMENSIONS

|       |
|-------|
| H     |
| 15.7" |

PLEASE SPECIFY THE LEGS CAPS COLOUR



## SIDE / COFFEE / OCCASIONAL TABLES

**NOA** LOW TABLE

Powder coated metal base. **B&T**



|              | MSRP     |         |         |         |         |         |                 |
|--------------|----------|---------|---------|---------|---------|---------|-----------------|
|              | LAMINATE | LACQUER | VENEER  | FENIX   | COMPACT | MARBLE  | STONE (NEOLITH) |
| 16"x16"-16"h | \$810    | \$955   | \$1,105 | \$895   | \$1,070 | \$1,205 | \$1,015         |
| 16"x16"-19"h | \$815    | \$965   | \$1,110 | \$905   | \$1,075 | \$1,210 | \$1,020         |
| 16"dia-16"h  | \$845    | \$1,000 | \$1,185 | \$1,000 | \$1,575 | \$1,290 | \$1,000         |
| 16"dia-19"h  | \$810    | \$955   | \$1,105 | \$940   | \$1,070 | \$1,205 | \$960           |

**NOTCH**

Walnut top  
Copper legs **m.a.d.**



|            | MSRP        |               |               |
|------------|-------------|---------------|---------------|
|            | 16"dia-16"h | 16"dia-19.5"h | 16"dia-23.5"h |
| WALNUT TOP | \$450       | \$485         | \$520         |

**OUTO HOCKER**

Polypropylene **TOOU**



| MSRP       |     |     |
|------------|-----|-----|
| PP         |     |     |
| \$120      |     |     |
| DIMENSIONS |     |     |
| L          | W   | H   |
| 17"        | 16" | 16" |

\*Stackable

**PA.HE.KO** PA

Polypropylene. UV resistant.  
Fully assembled. **TOOU**



| MSRP       |     |       |
|------------|-----|-------|
| PP         |     |       |
| \$130      |     |       |
| DIMENSIONS |     |       |
| L          | W   | H     |
| 12"        | 12" | 17.5" |

SIDE / COFFEE / OCCASIONAL TABLES

PA.HE.KO HE

TOOU



| MSRP         |     |       |
|--------------|-----|-------|
| PP           |     |       |
| <b>\$130</b> |     |       |
| DIMENSIONS   |     |       |
| L            | W   | H     |
| 12"          | 12" | 17.5" |

PA.HE.KO KO

TOOU



| MSRP         |     |       |
|--------------|-----|-------|
| PP           |     |       |
| <b>\$130</b> |     |       |
| DIMENSIONS   |     |       |
| L            | W   | H     |
| 12"          | 12" | 17.5" |

SANS

Base and tabletop both in solid steelpainted in polyester powder. Suitable for outdoor use.

laminimal



| MSRP       |              |              |       |
|------------|--------------|--------------|-------|
|            | SMALL        | LARGE        |       |
|            | <b>\$380</b> | <b>\$580</b> |       |
| DIMENSIONS |              |              |       |
|            | L            | W            | H     |
| SMALL      | 17.7"        | 17.7"        | 20"   |
| LARGE      | 27.5"        | 27.5"        | 14.2" |

📦 15.9 lbs

📦 32 lbs

SINI WOOD BASE

B&T



| MSRP                 |              |                |                |
|----------------------|--------------|----------------|----------------|
|                      | 19"dia-21"h  | 27"dia-17"h    | 34.5"-13"h     |
| POWDER COATED FINISH | <b>\$970</b> | <b>\$1,145</b> | <b>\$1,325</b> |

## SIDE / COFFEE / OCCASIONAL TABLES

### SINI OUTDOOR LOW TABLE ROUND

B&T



-  53 sq.ft  8 kg.
-  86 sq.ft  10 kg.
-  139 sq.ft  14 kg.

#### MSRP

##### ALUMINIUM

| Height | MSRP    |
|--------|---------|
| 19"    | \$1,290 |
| 27"    | \$1,610 |
| 35"    | \$1,970 |

#### DIMENSIONS

| H   | S   |
|-----|-----|
| 21" | 19" |
| 17" | 27" |
| 13" | 35" |

### THEO ROUND

Wood top.  
Metal base.

B&T



#### MSRP

|  | 17.5" dia x 21.5" h | 23.5" dia x 17.5" h | 39.5" dia x 14" h |
|--|---------------------|---------------------|-------------------|
| LAMINATE                                   | \$790               | \$1,120             | \$1,865           |
| LACQUER                                    | \$1,020             | \$1,390             | \$1,940           |
| WOOD VENEER                                | \$1,270             | \$1,945             | \$2,575           |
| FENIX                                      | \$915               | \$1,375             | \$2,730           |
| NATURAL STONE                              | \$1,560             | \$2,145             | \$2,840           |
| UPPER TOP MARBLE<br>LOWER TOP GLASS        | \$1,360             | \$1,920             | \$2,305           |
| UPPER TOP VENEER<br>LOWER TOP GLASS        | \$1,235             | \$1,565             | \$2,105           |
| UPPER TOP NATURAL STONE<br>LOWER TOP GLASS | \$1,265             | \$1,850             | \$2,230           |

### THEO OVAL

B&T



#### MSRP

|  | 47" x 19.5" x 14" h | 63" x 19.5" x 14" h |
|--|---------------------|---------------------|
| LAMINATE                                   | \$1,305             | \$1,720             |
| LACQUER                                    | \$1,540             | \$1,685             |
| WOOD VENEER                                | \$2,080             | \$2,280             |
| FENIX                                      | \$1,775             | \$2,360             |
| NATURAL STONE                              | \$2,435             | \$2,825             |
| UPPER TOP MARBLE<br>LOWER TOP GLASS        | \$2,200             | \$2,650             |
| UPPER TOP VENEER<br>LOWER TOP GLASS        | \$1,850             | \$2,000             |
| UPPER TOP NATURAL STONE<br>LOWER TOP GLASS | \$1,950             | \$2,180             |

## SIDE / COFFEE / OCCASIONAL TABLES

### THICK TOP

Polypropylene with natural waste.  
In and Outdoor use. UV resistant.

**TOOU**



#### MSRP

|    | LOW   | HIGH  |
|----|-------|-------|
| PP | \$220 | \$255 |

#### DIMENSIONS

|      | TOP         | H     |
|------|-------------|-------|
| LOW  | 19" dia top | 14"   |
| HIGH | 19" dia top | 19.5" |

### TOMO

Polypropylene with natural waste.  
In and Outdoor use. UV resistant.

**TOOU**



#### MSRP

|    |       |
|----|-------|
| PP | \$150 |
|----|-------|

#### DIMENSIONS

| W   | D   | H   |
|-----|-----|-----|
| 11" | 16" | 18" |

Stackable

### URBAN

Coco powder coated metal.

**m.a.d.**



#### MSRP

|       | 24"X24" -16"H | 48"X20" -18"H |
|-------|---------------|---------------|
| METAL | \$365         | \$540         |

### WOODPLATE PLYWOOD BASE

**B&T**



#### MSRP

|             | 35.5 sq/dia-15.7h | 47 sq/dia-15.7h | 23.5" x 47 -15.7h | 27.5" x 55-15.7h |
|-------------|-------------------|-----------------|-------------------|------------------|
| LAMINATE    | \$1,575           | \$2,730         | \$1,495           | \$1,865          |
| LACQUER     | \$1,625           | \$2,090         | \$1,470           | \$1,760          |
| WOOD VENEER | \$2,090           | \$2,725         | \$1,875           | \$2,395          |
| FENIX       | \$2,140           | \$3,050         | \$2,000           | \$2,560          |

## SIDE / COFFEE / OCCASIONAL TABLES

### WOODPLATE ROUND WOODY BASE

B&T



|             | MSRP         |              |                |              |
|-------------|--------------|--------------|----------------|--------------|
|             | 15" dia-22"h | 20" dia-18"h | 35.5" dia-16"h | 47" dia-16"h |
| LAMINATE    | \$1,070      | \$1,140      | \$1,790        | \$2,235      |
| LACQUER     | \$1,150      | \$1,265      | \$1,845        | \$2,305      |
| WOOD VENEER | \$1,380      | \$1,555      | \$2,305        | \$2,940      |
| FENIX       | \$1,160      | \$1,305      | \$2,355        | \$3,265      |

### WOODPLATE SQUARE & RECTANGULAR - WOODY BASE

B&T



|             | MSRP        |                |                  |              |              |
|-------------|-------------|----------------|------------------|--------------|--------------|
|             | 47"x24"-16" | 55"x27.5"-16"h | 35.5"x35.5"-16"h | 47"x47"-16"h | 20"x20"-16"h |
| LAMINATE    |             |                |                  |              |              |
| LACQUER     |             |                |                  |              |              |
| WOOD VENEER |             |                |                  |              |              |
| FENIX       |             |                |                  |              |              |

# SHELVES

## BIJOUE


B&T



| MSRP        |                |     |     |
|-------------|----------------|-----|-----|
| METAL FRAME |                |     |     |
| 37" H       | <b>\$850</b>   |     |     |
| 59" H       | <b>\$1,330</b> |     |     |
| DIMENSIONS  |                |     |     |
|             | W              | D   | H   |
| LOW         | 30"            | 14" | 36" |
| HIGH        | 30"            | 14" | 59" |

## JEST SHELF

B&T



| MSRP        |                |
|-------------|----------------|
| METAL FRAME |                |
| 33x33"      | <b>\$2,155</b> |
| 66x33"      | <b>\$2,860</b> |
| 50x50"      | <b>\$3,020</b> |
| 50x66"      | <b>\$3,800</b> |
| 66x66"      | <b>\$4,040</b> |
| 66x82"      | <b>\$5,030</b> |
| DIMENSIONS  |                |
| HEIGHT      | SIZE           |
| 33"         | 16x33"         |
| 66"         | 16x33"         |
| 50"         | 16x50"         |
| 50"         | 16x66"         |
| 66"         | 16x66"         |
| 66"         | 16x82"         |

## JEST SHELF

B&T

| MSRP        |              |
|-------------|--------------|
| METAL FRAME |              |
| 0.3" H      | <b>\$120</b> |
| 0.4" H      | <b>\$580</b> |
| 0.05" H     | <b>\$65</b>  |
| DIMENSIONS  |              |
| HEIGHT      | SIZE         |
| 0.3"        |              |
| 0.4"        |              |
| 0.05"       |              |

# SHELVES

**JEST** WOODEN BOX

**B&T**

| MSRP     |         |        |
|----------|---------|--------|
| LAMINATE | LACQUER | VENEER |
| RIGHT    |         |        |
| LEFT     |         |        |

| DIMENSIONS |          |
|------------|----------|
| HEIGHT     | SIZE     |
| 15.7"      | 15.7x16" |